

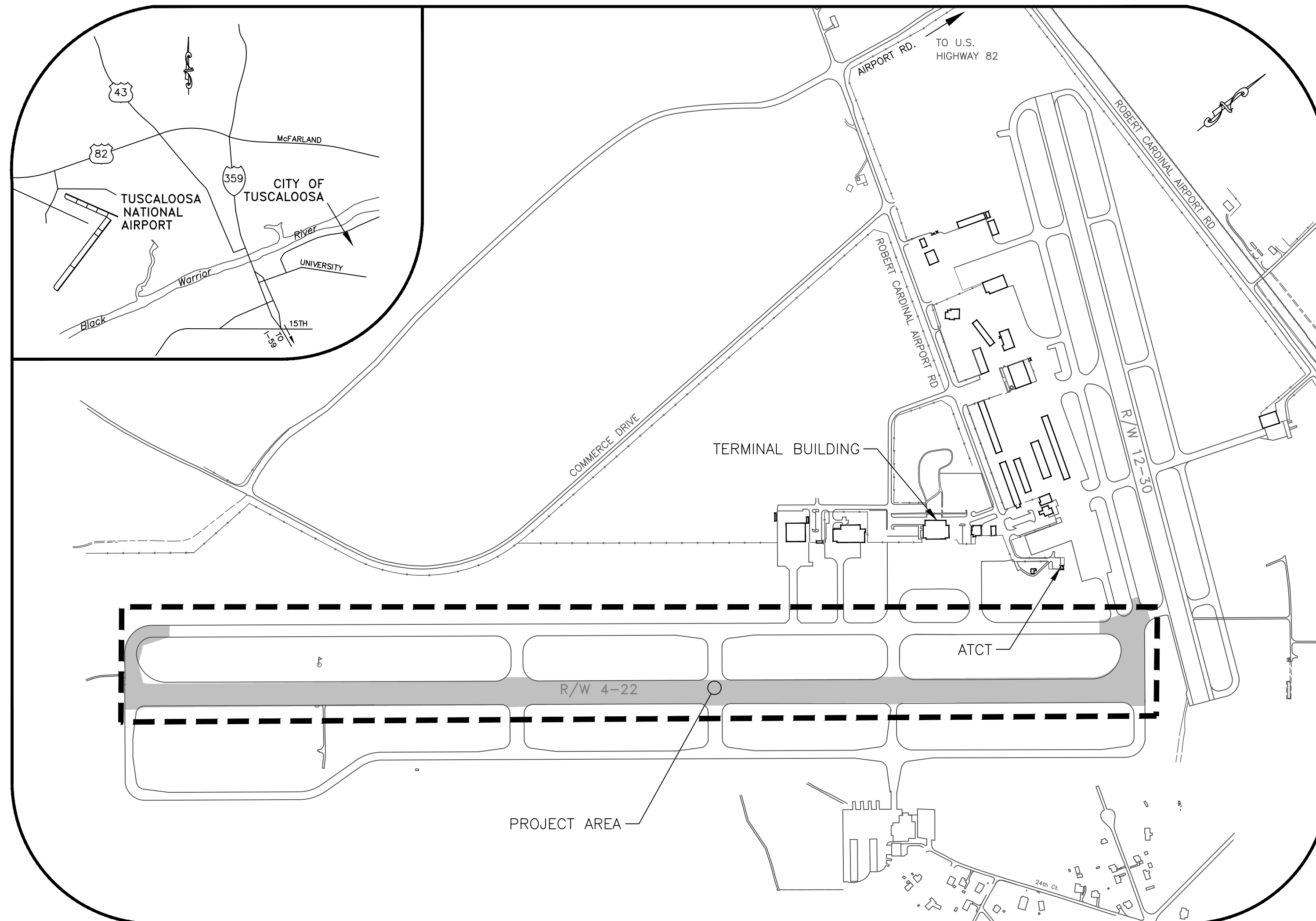
0 1/2 1  
Inches

# RECONSTRUCT RUNWAY 4-22

## TUSCALOOSA NATIONAL AIRPORT TUSCALOOSA, ALABAMA

AIP No. 3-01-0072-33-2019

MARCH 29, 2020



AIRPORT VICINITY MAP

STATE OF ALABAMA  
KAY IVEY  
GOVERNOR


ALABAMA DEPT. OF TRANSPORTATION  
JOHN COOPER  
DIRECTOR

ALDOT, AERONAUTICS BUREAU  
JOHN C. EAGERTON IV, DPA  
BUREAU CHIEF

FEDERAL AVIATION ADMINISTRATION  
RANS BLACK  
MANAGER, JACKSON, MS - A.D.O.

CITY OF TUSCALOOSA  
WALTER MADDOX  
MAYOR

ISSUED FOR	DATE	REV. APPR. BY	NO.	DATE	DESC. OF REVISIONS
ISSUED FOR BID	3/29/2020		4		
95% DESIGN REVIEW MEETING	2/27/2020		3		
60% DESIGN REVIEW MEETING	12/17/2019		2		
30% DESIGN REVIEW MEETING	10/16/2019		1		



ISSUED FOR BID  
NOT FOR CONSTRUCTION



CLIENT: **TUSCALOOSA NATIONAL AIRPORT**

PROJECT: **RECONSTRUCT RUNWAY 4-22**

SHEET TITLE: **TITLE SHEET**

**SNC-LAVALIN** **ATKINS**  
Corporate Office: 4030 W. BOY SCOUT BLVD. TAMPA, FL 33607  
 Local Office: 401 BNA DRIVE, STE 600 NASHVILLE, TN 37217  
 FIRM CERTIFICATE OF AUTHORIZATION NO 24  
 TEL: 815.399.0208 FAX: 815.399.0283  
 WWW.ATKINSGLOBAL.COM

JOB NO.: 100066795  
 DESIGNED: CDD CHECKED: DWS  
 DRAWN: JSH APPROVED: CDD  
 SHEET NO. G-101




Inches  
0 1/2 1 4

INDEX OF SHEETS	
SHEET NO.	SHEET TITLE
GENERAL SHEETS	
G-101	TITLE SHEET
G-102	SHEET INDEX & QUANTITY TABULATION
G-103	GENERAL NOTES
G-104	PROJECT LAYOUT PLAN
G-201	SAFETY NOTES
G-202	CONSTRUCTION SAFETY & PHASING PLANS - PHASE 1
G-203	CONSTRUCTION SAFETY & PHASING PLANS - PHASE 2
G-204	CONSTRUCTION SAFETY & PHASING PLANS - PHASE 3
G-205	CONSTRUCTION SEQUENCE AND SCHEDULE A
G-206	TEMPORARY OUTBOARD THRESHOLD MARKING DETAILS - SHEET 1
G-207	TEMPORARY OUTBOARD THRESHOLD MARKING DETAILS - SHEET 2
DEMOLITION SHEETS	
C-101	DEMOLITION - SHEET 1
C-102	DEMOLITION - SHEET 2
C-103	DEMOLITION - SHEET 3
C-104	DEMOLITION - SHEET 4
C-105	DEMOLITION - SHEET 5
C-106	DEMOLITION - SHEET 6
PLAN AND PROFILE SHEETS	
C-201	RUNWAY PLAN & PROFILE - SHEET 1
C-202	RUNWAY PLAN & PROFILE - SHEET 2
C-203	RUNWAY PLAN & PROFILE - SHEET 3
C-204	RUNWAY PLAN & PROFILE - SHEET 4
C-205	RUNWAY PLAN & PROFILE - SHEET 5
C-206	RUNWAY PLAN & PROFILE - SHEET 6
C-210	TAXIWAY A5 PLAN & PROFILE
C-211	TAXIWAY A1 PLAN & PROFILE
MARKING SHEETS	
C-301	RUNWAY MARKING PLAN - SHEET 1
C-302	RUNWAY MARKING PLAN - SHEET 2
C-303	TAXIWAY A1 MARKING PLAN
C-304	TAXIWAY A5 MARKING PLAN
PAVEMENT ELEVATION SHEETS	
C-401	PAVEMENT ELEVATIONS - SHEET 1
C-402	PAVEMENT ELEVATIONS - SHEET 2
C-403	PAVEMENT ELEVATIONS - SHEET 3
C-404	PAVEMENT ELEVATIONS - SHEET 4
C-405	PAVEMENT ELEVATIONS - SHEET 5
C-406	PAVEMENT ELEVATIONS - SHEET 6
C-407	PAVEMENT ELEVATIONS - SHEET 7
C-408	PAVEMENT ELEVATIONS - SHEET 8
C-409	PAVEMENT ELEVATIONS - SHEET 9
C-410	PAVEMENT ELEVATIONS - SHEET 10
C-411	PAVEMENT ELEVATIONS - SHEET 11
C-412	PAVEMENT ELEVATIONS - SHEET 12
C-413	PAVEMENT ELEVATIONS - SHEET 13
C-414	PAVEMENT ELEVATIONS - SHEET 14
C-415	PAVEMENT ELEVATIONS - SHEET 15
C-416	PAVEMENT ELEVATIONS - SHEET 16
C-417	PAVEMENT ELEVATIONS - SHEET 17
C-418	PAVEMENT ELEVATIONS - SHEET 18
C-419	WASTEPILE-TOPSOIL STORAGE AREA PLAN
DETAILS AND TYPICAL SECTIONS	
C-501	TYPICAL SECTIONS AND TRANSVERSE GRADE TABLE
C-502	MISC. PAVEMENT DETAILS
C-503	MARKING DETAILS
ELECTRICAL SHEETS	
E-101	TAXIWAY A5 ELECTRICAL DEMOLITION
E-201	TAXIWAY A5 ELECTRICAL LAYOUT
E-301	TAXIWAY A5 ELECTRICAL CIRCUITING
ELECTRICAL DETAILS	
E-501	ELECTRICAL DETAILS - SHEET 1
E-502	ELECTRICAL DETAILS - SHEET 2
E-503	ELECTRICAL DETAILS - SHEET 3
E-504	ELECTRICAL DETAILS - SHEET 4
E-505	ELECTRICAL DETAILS - SHEET 5
CROSS SECTION SHEETS	
C-601-640	CROSS SECTIONS

PLOT DATE: 3/27/2020 3:49 PM  
FILE NAME: s:\0-TCL\10006795 runway 4-22 rehab design\DWG-G-102 Index & Quantities Sheet.dwg

SUMMARY OF QUANTITIES				
ITEM NO	SPEC. ITEM	ITEM DESCRIPTION	UNIT	QUANTITY
<b>Reconstruct Runway 4-22</b>				
1	C-100-14.1	Contractor Quality Control Program	L.S.	1
2	C-102-5.1	Prepare Construction Best Management Practices Plan and NPDES Permit Application and Submit to ADEM	L.S.	1
3	C-102-5.2	NPDES Permit Fees	L.S.	1
4	C-102-5.3	Install and Maintain Ditch Wattle, and Remove upon Completion of Project	EA.	6
5	C-102-5.4	Install and Maintain Inlet Protection and Remove upon Completion of Project	EA.	1
6	C-102-5.5	Install and Maintain Silt Fence, and Remove upon Completion of Project	L.F.	1,650
7	C-102-5.6	Install Double Net Straw Matting	S.Y.	1,530
8	C-102-5.7	Temporary Seeding with Mulch	ACRE	2.50
9	C-105-6.1	Mobilization and Demobilization	L.S.	1.00
10	C-105-6.2	As-Built Drawings	L.S.	1
11	M-101-4.1	Maintenance of Traffic	L.S.	1
12	M-101-4.2	L-893(L) Portable Lighted Runway Closure Marker	EA.	2
13	M-101-4.3	Low-Profile Barricade	EA.	75
14	P-101-5.1	Joint and Crack Repair	L.F.	14,800
15	P-101-5.3	Cold Milling to 7-inch Depth Below Proposed Grade	S.Y.	115,900
16	P-101-5.2	Cold Milling up to 2.5-inch Max. Depth	S.Y.	12,450
17	P-152-4.1	Unclassified Excavation of Yielding Materials to Off-Site Disposal, Including Backfill from Project Site Sources	C.Y.	5,970
18	P-152-4.2	Topsoil Stripping to On-site Stockpile	C.Y.	2,480
19	P-207-5.1	In-Place Full Depth Recycled (FDR) Asphalt Aggregate Base Course, 14" Depth	S.Y.	117,950
20	P-207-5.2	Cement	TON	3,535
21	P-401-8.1.1a	Asphalt Surface Course, PG 76-22, Gradation 2 Paving, 2.0" Lifts	TON	29,480
22	P-401-8.1.1b	Asphalt Base Course PG 67-22, Gradation 1 Paving, 3.0" Lift	TON	20,800
23	P-602-5.1	Emulsified Asphalt Prime Coat	GAL.	24,300
24	P-603-5.1	Emulsified Asphalt Tack Coat	GAL.	16,900
25	P-620-5.1	Airfield Markings, White, Yellow or Red, With Reflective Media	S.F.	96,050
26	P-620-5.2	Airfield Markings, Black, Without Reflective Media	S.F.	32,150
27	P-620-5.3	Temporary Airfield Markings, White or Yellow, Without Reflective Media	S.F.	18,450
28	P-621-5.1	Grooving	S.Y.	93,890
29	T-901-5.1	Seeding with Mulch	ACRE	2.50
30	T-904-5.1	Sodding	S.Y.	2,790
31	T-905-5.1	Topsoil, Furnished from On-Site Stockpile	C.Y.	700
32	L-100-5.1	Electrical Demolition	L.S.	1
33	L-100-5.2	Site Locating, Duct Tracing, and Pot Holing	L.S.	1
34	L-108-5.1	No. 8 AWG, 5 kV, L-824 Type C Cable, Installed in Duct Bank or Conduit	L.F.	2,500
35	L-108-5.2	No. 6 AWG, Solid, Bare Copper Counterpoise Wire, Installed in Trench, Including Connections/Terminations and Ground Rods	L.F.	1,340
36	L-110-5.1	Concrete Encased Electrical Duct Bank, 4-way 4-inch, 24-inch Minimum Cover	L.F.	60
37	L-110-5.2	Concrete Encased Electrical Duct Bank, 1-way 2-inch	L.F.	50
38	L-110-5.3	Non-Encased Electrical Duct Bank, 1-way 2-inch	L.F.	1,750
39	L-115-5.1	L-867D Junction Cans	EA.	1
40	L-125-5.1	L-861T Elevated Taxiway Edge Light, Salvaged and Reinstalled on New L-867 Base Can	EA.	11
41	L-125-5.2	L-862 Elevated Runway Edge Light, Salvaged and Reinstalled on New L-867 Base Can	EA.	2
42	L-125-5.3	L-861T New Elevated Taxiway Edge Light, Installed on New L-867 Base Can	EA.	5
43	L-125-5.4	L-858(L) LED Sign Unit, Size 2, 2 Module, Salvaged and Reinstalled	EA.	2
44	L-125-5.5	Size 2, 2 Module Sign Base Demolition and Installation	EA.	2

ISSUED FOR	DATE	REV. APPR.	NO.	BY	DESC. OF REVISIONS
ISSUED FOR BID	3/28/2020		4		
85% DESIGN REVIEW MEETING	2/27/2020		3		
60% DESIGN REVIEW MEETING	12/17/2019		2		
30% DESIGN REVIEW MEETING	10/16/2019		1		



ISSUED FOR BID  
NOT FOR CONSTRUCTION



CLIENT: **TUSCALOOSA NATIONAL AIRPORT**  
PROJECT: **RECONSTRUCT RUNWAY 4-22**  
SHEET TITLE: **SHEET INDEX & QUANTITY TABULATION**



JOB NO.:	10006795
DESIGNED:	CDD
CHECKED:	DWS
DRAWN:	JSH
APPROVED:	CDD
SHEET NO.:	G-102



0 1/2 1

GENERAL NOTES

THE CONTRACTOR'S ATTENTION IS DIRECTED TO THE FOLLOWING STIPULATIONS WHICH SHALL BE STRICTLY ADHERED TO:

1. SCHEDULE OF WORK

- A. IT IS THE INTENT OF THE OWNER AND THESE SPECIFICATIONS THAT THE TUSCALOOSA NATIONAL AIRPORT WILL REMAIN OPEN TO AIR TRAFFIC DURING THE CONSTRUCTION WORK ACCOMPLISHED UNDER THIS PROJECT.
B. TO THE EXTENT FEASIBLE AND CONVENIENT TO THE OWNER, THE USE BY AIRCRAFT OF RUNWAY AND TAXIWAYS ADJACENT TO AREAS WHERE THE CONTRACTOR IS WORKING WILL BE SO SCHEDULED TO REDUCE DISTURBANCE TO THE CONTRACTOR'S OPERATIONS.
C. THE CONTRACTOR WILL BE REQUIRED TO SUBMIT FOR APPROVAL A DETAILED SCHEDULE OF WORK TO THE ENGINEER AT THE PRE-CONSTRUCTION CONFERENCE...
D. THE CONTRACTOR SHOULD CONTROL HIS/HER WORK FORCE IN A MANNER CONSISTENT WITH THE SCHEDULE...
E. THE OWNER MAY REQUIRE THE CONTRACTOR TO ADD TO THEIR PLANT, EQUIPMENT, OR CONSTRUCTION FORCES...
F. THE CONTRACTOR SHALL MAINTAIN ADEQUATE SUPERVISION FOR THE PROPER EXECUTION AND CONTROL OF ALL WORK REQUIRED.

2. STAGING/STORAGE AREAS:

- A. THE EXACT LIMITS OF THE CONTRACTOR'S STAGING AND STORAGE AREA SHALL BE ESTABLISHED BY THE CONTRACTOR WITH THE APPROVAL OF THE ENGINEER...
B. THE CONTRACTOR SHALL RESTORE ALL GRASSED AND PAVED AREAS USED FOR STAGING AND STORAGE AREAS TO THEIR ORIGINAL CONDITION...

3. HAUL AND ACCESS ROADS:

- A. THE CONTRACTOR SHALL BE RESPONSIBLE FOR CONSTRUCTION AND MAINTAINING HAUL AND ACCESS ROADS WITHIN THE LIMITS OF CONSTRUCTION...
B. ANY ADDITIONAL HAUL OR ACCESS ROADS REQUESTED BY THE CONTRACTOR...
C. WHERE HAUL ROADS POSSIBLY CROSS UTILITY, AIRFIELD OR FAA CABLES...
D. ANY DAMAGE TO EXISTING PAVEMENTS USED AS A HAUL OR ACCESS ROUTE...

ITS ORIGINAL CONDITION TO THE SATISFACTION OF THE ENGINEER WITH NO ADDITIONAL COMPENSATION.

E. THE CONTRACTOR SHALL RESTORE ALL GRASSED AND PAVED AREAS USED FOR HAUL AND ACCESS ROADS TO THEIR ORIGINAL CONDITION...

F. WHEN THE CONTRACTOR NEEDS TO CROSS ACTIVE RUNWAYS AND TAXIWAYS WHICH WILL REMAIN OPEN, THE CONTRACTOR SHALL CONTACT THE AIR TRAFFIC CONTROL TOWER (ATCT) TO ASSURE THAT CROSSING OF THE TAXIWAY WILL NOT INTERFERE WITH AIR TRAFFIC...

4. AOA ACCESS AND CONTROL OF PERSONNEL:

- A. THE CONTRACTOR'S ACCESS AND HAUL ROUTE TO THE PROJECT WORK SITE SHALL BE AS SHOWN ON THE PLANS.
B. ALL LOCKS, KEYS AND ACCESS CARDS ISSUED FOR ACCESS TO SECURITY AREAS BY AIRPORT SECURITY SHALL BE RETURNED TO THE AIRPORT IMMEDIATELY UPON COMPLETION OF THE PROJECT.
C. THE CONTRACTOR SHALL PROVIDE SUFFICIENT PERSONNEL TO MAINTAIN VISUAL AND PHYSICAL CONTROL OF THE CONTRACTOR'S OPERATIONS...
D. THE CONTRACTOR SHALL BE RESPONSIBLE FOR PROVIDING ALL ESCORTS INTO THE AOA AS REQUIRED BY HIS/HER WORK OPERATIONS.

E. THE CONTRACTOR SHALL PROVIDE PERSONNEL, AND THEIR EMERGENCY PHONE NUMBERS, ON CALL 24 HOURS A DAY TO RESPOND IN CASE OF EMERGENCIES OR SECURITY VIOLATIONS.

F. THE CONTRACTOR SHALL CLOSELY ABIDE BY THE ABOVE NOTED RESTRICTIONS. ANY FINES OR PENALTIES ASSESSED TO THE AIRPORT BY THE FAA OR OTHER AGENCIES DUE TO NEGLIGENCE OR OTHER FAULT OF THE CONTRACTOR SHALL BE SUBSEQUENTLY ASSESSED TO THE CONTRACTOR.

5. TESTING - GENERAL


- A.) ALL TESTING REQUIRED BY THE TECHNICAL SPECIFICATIONS SHALL BE UNDERTAKEN AT THE CONTRACTOR'S EXPENSE...
B.) A REGIMEN OF TESTING FOR QUALITY ASSURANCE SHALL BE UNDERTAKEN BY THE OWNER UNDER THE DIRECTION OF THE ENGINEER...
C.) ITEMS FOR WHICH THE ENGINEER HAS BEEN NOTIFIED BY THE CONTRACTOR TO BE READY FOR ACCEPTANCE MAY BE TESTED UNDER THE QUALITY ASSURANCE TESTING REGIMEN.

6. MISCELLANEOUS

- A. THE PROJECT PAY ITEMS ARE ESTABLISHED TO PROVIDE A MEASURE OF THE COST OF CERTAIN PARTICULAR ITEMS OF WORK...
B. ALL DISTURBED AREAS SHALL BE SEEDED AND MULCHED. CONTRACT PAY ITEMS COVER PAYMENT FOR SEEDING AND MULCHING...
C. THE PLANS SHOWING EXISTING CONDITIONS ARE PROVIDED FOR INFORMATION ONLY.

DRAINAGE, AND STRUCTURES PRIOR TO ANY EXCAVATIONS. ADDITIONAL BURIED UTILITIES, CABLING, STORM DRAINS AND DRAINAGE STRUCTURES ENCOUNTERED BY THE CONTRACTOR WHICH ARE NOT SHOWN ON THE PLANS SHALL BE BROUGHT TO THE ATTENTION OF THE ENGINEER FOR DIRECTION AND DISPOSITION.

Table with columns: REV. NO., DATE, ISSUED FOR, REV. APPR. BY, DESC. OF REVISIONS. Includes rows for 85% DESIGN REVIEW MEETING, 60% DESIGN REVIEW MEETING, and 30% DESIGN REVIEW MEETING.



ISSUED FOR BID NOT FOR CONSTRUCTION



CLIENT: TUSCALOOSA NATIONAL AIRPORT
PROJECT: RECONSTRUCT RUNWAY 4-22
SHEET TITLE: GENERAL NOTES

SNC-LAVALIN and ATKINS logos and contact information for both companies.

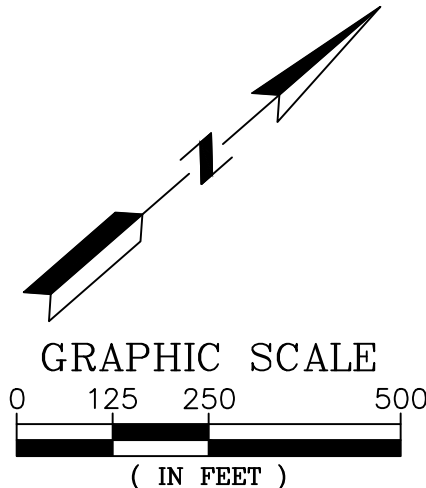
Table with columns: JOB NO., DESIGNED, DRAWN, SHEET NO., CHECKED, APPROVED, REV. Includes values: 100066795, CDD, JSH, G-103, DWS, CDD.

PLOT DATE: 3/27/2020 3:49 PM
FILE NAME: s:\0-TCL\100066795 runway 4-22 rehab design\DWG-G-103 General Notes.dwg



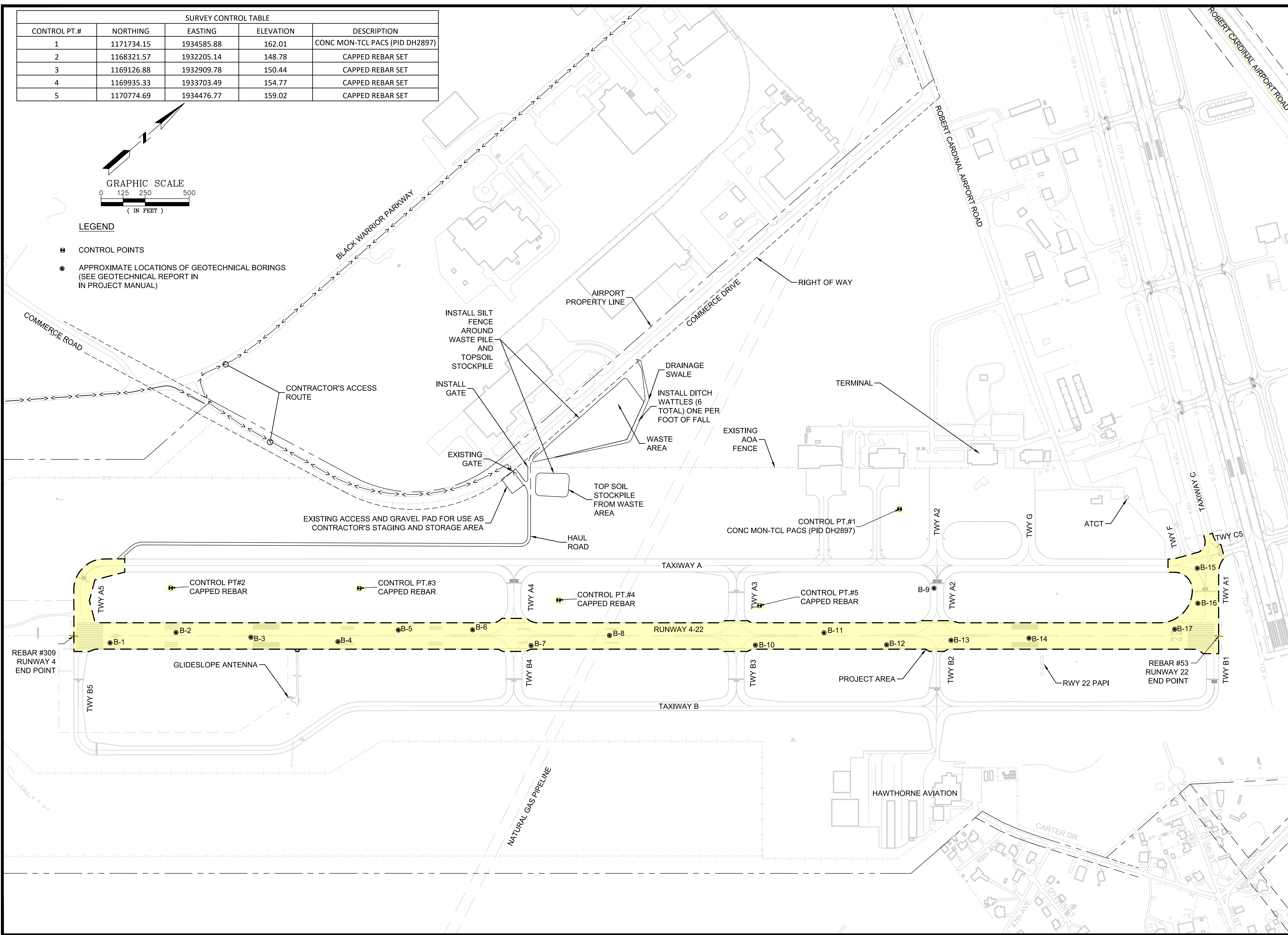
4  
1  
1/2  
0  
Inches

SURVEY CONTROL TABLE				
CONTROL PT.#	NORTHING	EASTING	ELEVATION	DESCRIPTION
1	1171734.15	1934585.88	162.01	CONC MON-TCL PACS (PID DH2897)
2	1168321.57	1932205.14	148.78	CAPPED REBAR SET
3	1169126.88	1932909.78	150.44	CAPPED REBAR SET
4	1169935.33	1933703.49	154.77	CAPPED REBAR SET
5	1170774.69	1934476.77	159.02	CAPPED REBAR SET



**LEGEND**

- CONTROL POINTS
- APPROXIMATE LOCATIONS OF GEOTECHNICAL BORINGS (SEE GEOTECHNICAL REPORT IN PROJECT MANUAL)



NO.	DATE	ISSUED FOR	REV. NO.	DESC. OF REVISIONS
4	9/29/2020	ISSUED FOR BID		
3	2/27/2020	95% DESIGN REVIEW MEETING		
2	12/17/2019	60% DESIGN REVIEW MEETING		
1	10/16/2019	30% DESIGN REVIEW MEETING		

ISSUED FOR BID  
NOT FOR CONSTRUCTION

City of  
**TUSCALOOSA**  
INFRASTRUCTURE & PUBLIC SERVICES

CLIENT: **TUSCALOOSA NATIONAL AIRPORT**

PROJECT: **RECONSTRUCT RUNWAY 4-22**

SHEET TITLE: **PROJECT LAYOUT PLAN**

**SNC-LAVALIN** **ATKINS**

CORPORATE OFFICE: 400 W. BOY SCOUTS BLVD. TAMPA, FL 33607  
FBRP CERTIFICATE OF AUTHORIZATION NO. 24  
WWW.ATKINSGLOBAL.COM

LOCAL OFFICE: 424 BNA DRIVE, STE 600 NASHVILLE, TN 37217  
TEL: 615.369.0298  
FAX: 615.369.0283

JOB NO.: 100066795

DESIGNED: CDD CHECKED: DWS  
DRAWN: JSH APPROVED: CDD  
SHEET NO. **G-104** REV. **△**

PLOT DATE: 9/27/2020 3:56 PM  
FILE NAME: s:\16-111100066795 runway 4-22 rehab design\DWG-G-104 Proj Layout Plan.dwg



**SAFETY NOTES**

**SAFETY PLAN AND REQUIREMENTS**

**GENERAL**

THE INTENT OF THIS PLAN IS TO ESTABLISH CERTAIN SAFETY REQUIREMENTS THAT MUST BE STRICTLY ADHERED TO BY THE CONTRACTOR DURING THE CONSTRUCTION OF THIS PROJECT. ADDITIONAL SAFETY PROVISIONS THAT THE CONTRACTOR SHALL ABIDE BY ARE CONTAINED IN APPENDIX 3 OF FAA ADVISORY CIRCULAR 150/5370-2G, A COPY OF WHICH IS INCLUDED FOLLOWING THE SAFETY PLAN SECTION OF THE SPECIFICATIONS. ADDITIONAL COPIES OF THIS AC CAN BE OBTAINED AT THE FAA WEB SITE: WWW.FAA.GOV

1. AIRCRAFT OPERATIONS SHALL ALWAYS HAVE PRIORITY OVER ANY AND ALL OF THE CONTRACTOR'S OPERATIONS, AND THE CONTRACTOR SHALL NOT ALLOW HIS EMPLOYEES, SUBCONTRACTORS, MATERIAL, MEN OR ANY OTHER PERSONS OVER WHOM HE/SHE HAS CONTROL, TO ENTER OR REMAIN UPON OR ALLOW ANY PLANT OR MATERIALS TO BE BROUGHT OR TO REMAIN UPON ANY PART OF THE AIRPORT WHICH, IN THE OPINION OF THE ENGINEER, WOULD BE A POTENTIAL HAZARD TO AIRCRAFT. SHOULD APRONS, RUNWAYS, OR TAXIWAYS BE REQUIRED FOR USE BY AIRCRAFT, AND SHOULD THE ENGINEER DEEM THE CONTRACTOR TO BE TOO CLOSE TO THE PORTION OF THE PAVEMENT USED BY AIRCRAFT FOR SAFETY, THE ENGINEER MAY, IN HIS SOLE DISCRETION, ORDER THE CONTRACTOR TO SUSPEND HIS/HER OPERATIONS, REMOVE HIS/HER PERSONNEL, PLANT, EQUIPMENT, AND MATERIALS TO A SAFE DISTANCE AND STAND BY UNTIL THE RUNWAY, TAXIWAY OR APRON IS NO LONGER REQUIRED FOR USE BY THE AIRCRAFT.

**LIMITS ON CONSTRUCTION:**

a. **RUNWAY SAFETY AREAS.** NO WORK IS PROPOSED NOR WILL BE PERMITTED WITHIN THE RUNWAY SAFETY AREA OF RUNWAY 12-30, WHICH WILL REMAIN OPEN AND IN ACTIVE USE DURING CONSTRUCTION. RUNWAY 4-22 WILL BE CLOSED FOR THE DURATION OF PHASE 1 AND PHASE 3B. DURING PHASES 2 AND 3A RUNWAY 4-22 WILL BE REOPENED WITH THE RUNWAY 22 THRESHOLD DISPLACED.

b. **TAXIWAY SAFETY AREA.** THE JOBSITE SUPERINTENDENT WILL BE RESPONSIBLE FOR REMOVING HIS/HER WORKFORCE FROM ANY AREA AS DIRECTED BY THE AIR TRAFFIC CONTROL TOWER (ATCT). TAXIWAYS NOT SPECIFICALLY NOTED FOR CLOSURE IN THE PHASING PLANS SHALL REMAIN OPEN TO TRAFFIC DURING CONSTRUCTION OPERATIONS. IN THE INSTANCE THAT THE ATCT CANNOT RE-ROUTE AIR TRAFFIC AROUND THE ACTIVE CONSTRUCTION AREA, THE CONTRACTOR, HIS/HER PERSONNEL, SUBS MATERIALMEN, ETC. WILL BE REQUIRED TO STOP WORK AND VACATE THE AREA, AND STAY OUTSIDE THE ASSOCIATED SAFETY AREA UNTIL THE ATCT GIVES CLEARANCE TO RETURN TO THE WORK AREA.

c. **TRAVEL ON ACTIVE AIRFIELD PAVEMENTS.** AT TIMES, THE WORK WILL REQUIRE TRAVEL ON OR ACROSS ACTIVE AIRFIELD PAVEMENTS TO MOVE PERSONNEL AND MATERIAL TO THE WORK AREAS. THIS SHALL BE ACCOMPLISHED IN CLOSE COORDINATION WITH INSTRUCTIONS FROM AIR TRAFFIC CONTROL. CONTRACTOR WILL BE REQUIRED TO HAVE AN ADEQUATE NUMBER OF MEMBERS OF HIS WORKFORCE TRAINED AND CERTIFIED IN THE AIRPORT'S PROCEDURES FOR NAVIGATING SAFELY AROUND THE AIRFIELD MOVEMENT AREA (AMA). THESE PERSONNEL SHALL HAVE THE NECESSARY RADIO COMMUNICATIONS SKILLS TO FOLLOW THE PROCEDURES. THE TRAINING COURSE WILL BE SPECIALLY SCHEDULED BY THE OWNER PRIOR TO THE BEGINNING OF THE PROJECT, AND PROVIDED FREE OF CHARGE. CONTRACTOR SHALL DESIGNATE THE APPROPRIATE NUMBER OF PERSONNEL FOR ESCORTING ALL TRUCKS AND CONSTRUCTION EQUIPMENT THAT WILL BE CARRYING MATERIAL AND ANY NON-BADGED PERSONNEL TO AND FROM THE WORK SITES.

d. **WORK OUTSIDE THE RSAs OF RUNWAYS 4-22 AND 12-30** MAY BE ACCOMPLISHED WITHOUT CLOSURES OF AIRFIELD PAVEMENT AREAS PROVIDED THAT PERSONNEL AND EQUIPMENT REMAIN CLEAR OF THE ADJACENT TAXIWAY PAVEMENT AND TAXIWAY OBJECT FREE AREAS (TOFA). NO MATERIAL, EQUIPMENT, SPOIL PILES, OR VEHICLES OF ANY KIND MAY BE STORED OR PARKED WITHIN THE LIMITS OF THE RSA'S OR TOFA'S. A FURTHER PROVISION FOR WORK ADJACENT TO TOFA AND RSA AREAS WILL BE THAT ALL CREWS SHALL HAVE A FOREMAN, BADGED AND TRAINED IN AMA PROCEDURES IN CONTINUOUS RADIO CONTACT WITH THE AIR TRAFFIC CONTROL TOWER (ATCT) AND SHALL BE PREPARED TO PULL BACK OR RELOCATE ANY PERSONNEL, EQUIPMENT, OR MATERIAL WHICH MIGHT INADVERTENTLY MAKE ITS WAY INTO THESE PROTECTED AREAS.

e. **NO WORK WITHIN THE APPROACH OF DEPARTURE ZONES** OF ACTIVE RUNWAYS WILL BE ALLOWED UNLESS OTHERWISE APPROVED BY THE AIRPORT MANAGER.

3. THE USE OF CRANES AND OTHER ELEVATED EQUIPMENT WILL BE CLOSELY REGULATED BY THE FAA. THE CONTRACTOR SHALL BE RESPONSIBLE FOR FILING ALL NECESSARY FORMS REQUESTING THE ALLOWABLE USE OF ELEVATED EQUIPMENT. WORK ADJACENT TO THE RSA WILL REQUIRE EQUIPMENT OF SUFFICIENT HEIGHT TO PENETRATE THE 7H:1V TRANSITIONAL SURFACE THAT EXTENDS UPWARD AWAY FROM THE RUNWAY AT THE RSA BOUNDARY. SUCH EQUIPMENT SHALL BE PROPERLY MARKED WITH FLAGS AND/OR FLASHING LIGHTS IN ACCORDANCE FAA ADVISORY CIRCULAR 150/5370-2G.

4. THE CONTRACTOR SHALL NOT BEGIN WORK WITHIN ANY AIR OPERATIONS AREA UNLESS AND UNTIL 48 HOURS PRIOR NOTICE HAS BEEN GIVEN TO THE ENGINEER AND THE AIRPORT MANAGER.

5. THE CONTRACTOR SHALL NOT CLOSE AN AIR OPERATIONS AREA UNTIL SO AUTHORIZED BY THE ENGINEER AND UNTIL THE NECESSARY TEMPORARY CLOSED MARKINGS AND BARRICADES ARE IN PLACE AS OUTLINED IN GENERAL PROVISIONS SECTION 70-07 OR AS DIRECTED BY THE ENGINEER.

6. WHEN WORKING WITHIN THE AIR OPERATIONS AREA (WHETHER CLOSED OR NOT), THE CONTRACTOR SHALL MAINTAIN COMMUNICATIONS BY 2-WAY RADIO (ICOM IC-A14 OR APPROVED EQUAL) WITH THE AIR TRAFFIC CONTROL TOWER ON GROUND CONTROL FREQUENCY 121.800 MHZ (TO BE VERIFIED AT THE PRE-CONSTRUCTION CONFERENCE).

CONTRACTOR SHALL BE RESPONSIBLE FOR FURNISHING AND MAINTAINING THROUGHOUT CONSTRUCTION AT LEAST ONE RADIO FOR EACH CREW THAT MAY BE OPERATING INDEPENDENTLY WITHIN THE PROJECT AREA, AND SHALL TURN OVER TO THE OWNER AT LEAST TWO RADIOS UPON COMPLETION OF THE PROJECT. EACH INDEPENDENTLY OPERATING CREW SHALL HAVE A SUPERVISOR WHOSE RESPONSIBILITY WILL BE MAINTAINING CONSTANT RADIO CONTACT WITH THE ATCT AND THE CREW MEMBERS. THIS SUPERVISOR SHALL NOT OPERATE EQUIPMENT OR BE OTHERWISE ENGAGED IN CONSTRUCTION ACTIVITIES THAT MIGHT PRECLUDE HIS/HER ABILITY TO CLOSELY MONITOR ATCT COMMUNICATIONS.

7. PRIOR TO MOVING ACROSS OR IN CLOSE PROXIMITY TO AN ACTIVE RUNWAY, TAXIWAY, OR APRON AREA, THE CONTRACTOR MUST ADVISE THE CONTROL TOWER WHO WILL THEN ISSUE THE APPROPRIATE ADVISORIES TO AIRCRAFT. THE CONTRACTOR SHALL BE RESPONSIBLE FOR PROVIDING ALL ESCORTS WHILE IN THE AOA AS REQUIRED BY HIS/HER WORK OPERATIONS. PRIOR TO BEGINNING ESCORTING OPERATIONS, THE CONTRACTOR SHALL OBTAIN APPROVAL FROM AIRPORT OPERATIONS FOR ALL PROPOSED ESCORTING OPERATIONS AND PROCEDURES.

8. ALL CONSTRUCTION VEHICLES INCLUDING PERSONAL CARS MUST BE CLEARED FOR ACCESS BY THE AIRPORT MANAGER AND RESIDENT ENGINEER.

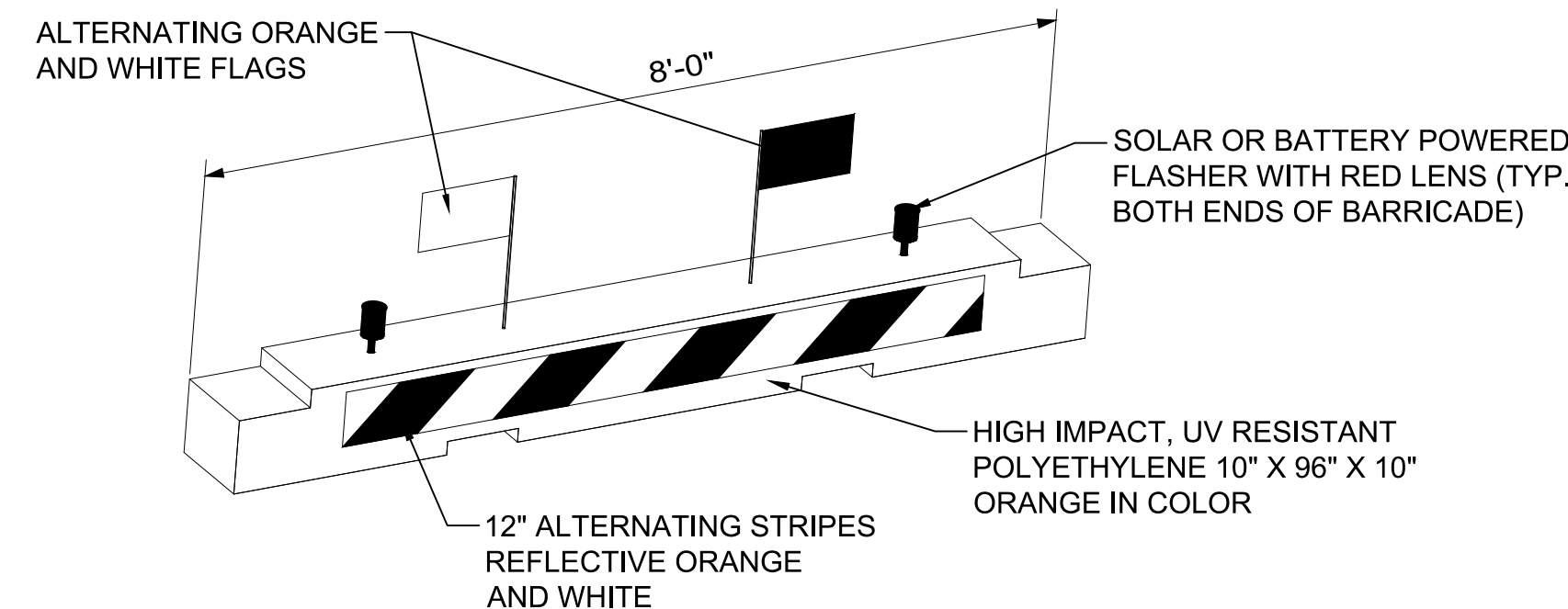
9. A DAILY START-UP AND SHUT-DOWN CHECKLIST WILL BE JOINTLY PREPARED BY THE CONTRACTOR, RESIDENT ENGINEER, AND AIRPORT MANAGER WHICH WILL BE FOLLOWED THROUGHOUT THE PROJECT. THIS CHECKLIST SHALL INCLUDE, BUT NOT BE LIMITED TO, 2-WAY RADIO COMMUNICATIONS, BARRICADES, FLAGS, HAUL AND ACCESS ROUTES, CLEAN-UP, ETC.

10. EQUIPMENT AND MATERIALS SHALL NOT BE LEFT ON OR WITHIN 400 FEET OF THE ACTIVE RUNWAY EDGES NOR SHALL THEY BE LEFT WITHIN ACTIVE TAXIWAY OBJECT FREE AREA OR ACTIVE APRON AREAS AFTER WORK OPERATIONS ARE CEASED FOR THE DAY.

11. **NOTAMS:** THE AIRPORT MANAGER WILL ISSUE THE NECESSARY NOTAMS (NOTICE TO AIRMEN) TO REFLECT HAZARDOUS CONDITIONS AND/OR RUNWAY CLOSURE PERIODS, WITH INFORMATION SUPPLIED BY THE CONTRACTOR. IT IS IMPERATIVE THAT NOTAMS BE KEPT CURRENT AND THAT THEY REFLECT THE ACTUAL CONDITIONS REGARDING CONSTRUCTION SITUATIONS. ACTIVE NOTAMS WILL BE REVIEWED PERIODICALLY AND REVISED TO REFLECT THE CURRENT CONDITIONS. A MINIMUM 24 HOUR NOTICE IS REQUIRED IN ISSUING NOTAMS.

12. **INSPECTION:** FREQUENT INSPECTIONS WILL BE MADE BY THE AIRPORT OWNER'S REPRESENTATIVE DURING CRITICAL PHASES OF THE WORK TO INSURE THAT THE CONTRACTOR IS FOLLOWING THE RECOMMENDED SAFETY PROCEDURES.

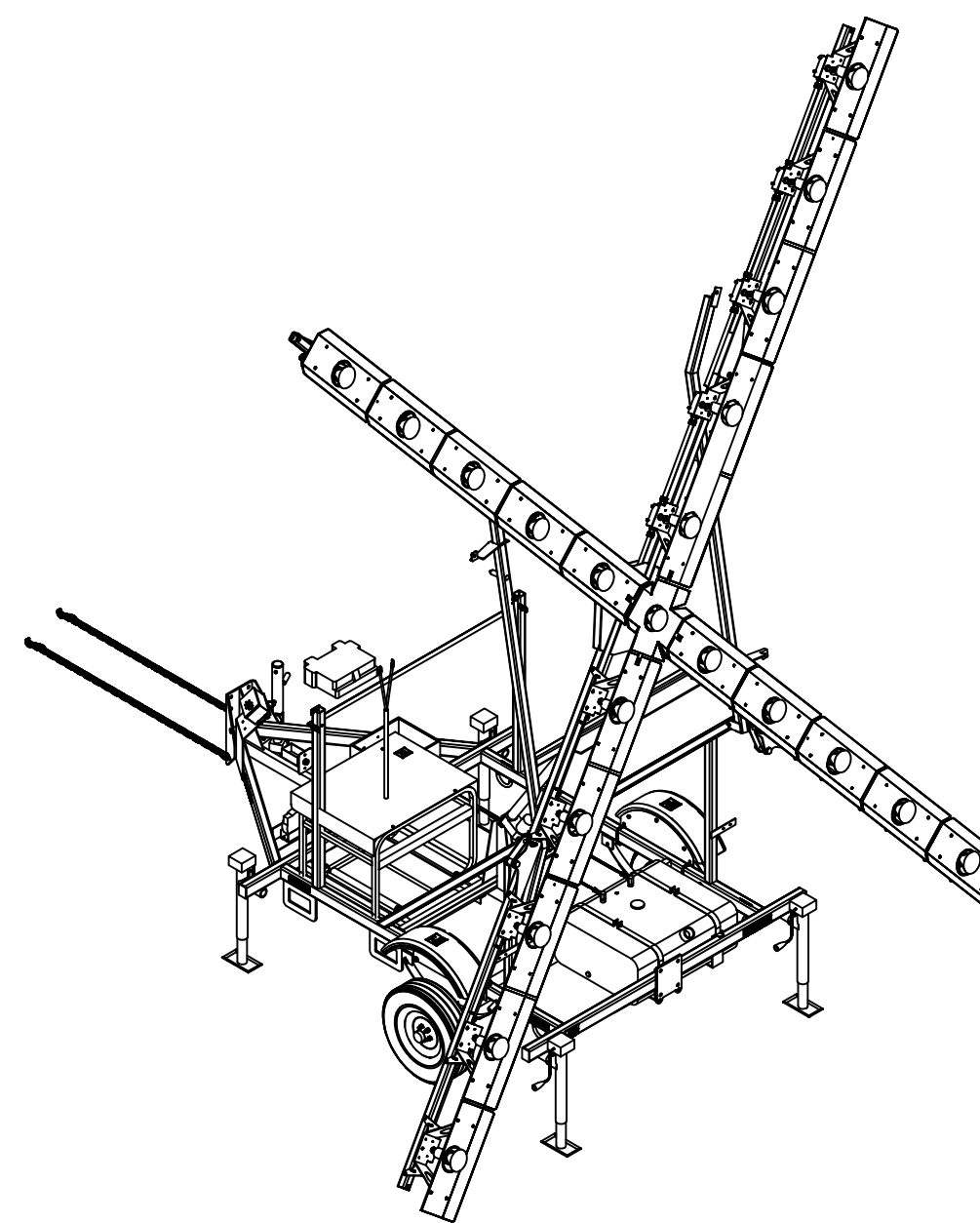
13. THE CONTRACTOR SHALL COMPLY WITH ALL APPLICABLE FEDERAL, STATE, AND LOCAL REGULATIONS IN REGARD TO NOISE CONTROL, EROSION CONTROL, AND OPEN-AIR BURNING DURING CONSTRUCTION.



**2 LOW LEVEL BARRICADE**  
SCALE: N.T.S.

**NOTES:**

- INTENDED USE FOR THE FOLLOWING:  
-MARKING/LIGHTING OF TEMPORARY HAZARDS WITHIN THE AOA.  
-LONGTERM CLOSURE OF AIRCRAFT ROUTES.
- INSTALL AT 12' C/C SPACING ALONG FULL WIDTH OF PAVEMENT.
- USE TYPE 2 AIRCRAFT BARRICADES IN AREA SUBJECT TO JET BLAST.
- BARRICADE SHALL BE EQUIPPED WITH ALTERNATING ORANGE AND WHITE 20"X20" FLAGS.
- BARRICADES SHALL BE WATER-FILLED.
- THE COST FOR SUPPLYING, MAINTAINING, AND REPOSITIONING BARRICADES AS NECESSARY FOR VARIOUS WORK PHASES, AND FOR TURNING OVER THE BARRICADES TO THE OWNER UPON COMPLETION OF CONSTRUCTION SHALL BE COVERED BY THE CONTRACT PRICE FOR "MAINTENANCE OF TRAFFIC".



**2 TEMPORARY LIGHTED RUNWAY CLOSURE MARKER**  
SCALE: N.T.S.


**TEMPORARY LIGHTED RUNWAY CLOSURE MARKER NOTES:**

- THE LIGHTED RUNWAY CLOSURE MARKERS WILL BE PROCURED BY THE CONTRACTOR.
- LIGHTED RUNWAY CLOSURE MARKERS SHALL MEET ALL REQUIREMENTS OF FAA AC 150/5345-55, LIGHTED VISUAL AID TO INDICATE TEMPORARY RUNWAY CLOSURE.
- THE CONTRACTOR SHALL MAINTAIN LIGHTED RUNWAY CLOSURE MARKERS IN GOOD OPERATIONAL CONDITION THROUGHOUT THE PROJECT. ANY DAMAGE SHALL BE REPAIRED AT THE CONTRACTOR'S EXPENSE.
- CONTRACTOR SHALL PLACE A TEMPORARY LIGHTED RUNWAY CLOSURE MARKER AT EACH END OF RUNWAY 4-22 PRIOR TO CLOSING THE RUNWAY FOR CONSTRUCTION. CONTRACTOR SHALL REMOVE THE MARKERS AFTER COMPLETION OF CONSTRUCTION AND WHEN THE RUNWAY IS REOPENED TO TRAFFIC OR AS DIRECTED BY THE OWNER'S DESIGNATED REPRESENTATIVE.
- THE CONTRACTOR SHALL DELIVER LIGHTED RUNWAY CLOSURE MARKERS TO THE AIRPORT AT THE COMPLETION OF THE PROJECT IN GOOD WORKING ORDER.

Inches  
0 1/2 1

PLOT DATE: 3/27/2020 3:50 PM  
FILE NAME: s:\0-TCL1\100066795 runway 4-22 rehab design\DWG\G-201 Safety Notes.dwg

ISSUED FOR	DATE	REV. APPR. NO.	BY	DESC. OF REVISIONS
ISSUED FOR BID				
85% DESIGN REVIEW MEETING				
60% DESIGN REVIEW MEETING				
30% DESIGN REVIEW MEETING				



ISSUED FOR BID  
NOT FOR CONSTRUCTION



CLIENT: TUSCALOOSA NATIONAL AIRPORT

PROJECT: RECONSTRUCT RUNWAY 4-22

SHEET TITLE: SAFETY NOTES

**SNC-LAVALIN** **ATKINS**  
CORPORATE OFFICE: 4030 W. BOY SCOUT BLVD. TAMPA, FL 33607  
PERMITS CERTIFICATE OF AUTHORIZATION NO 24  
WWW.ATKINSGLOBAL.COM  
LOCAL OFFICE: 401 BNA DRIVE, STE 600 NASHVILLE, TN 37217  
TEL: 615.399.0208 FAX: 615.399.0263

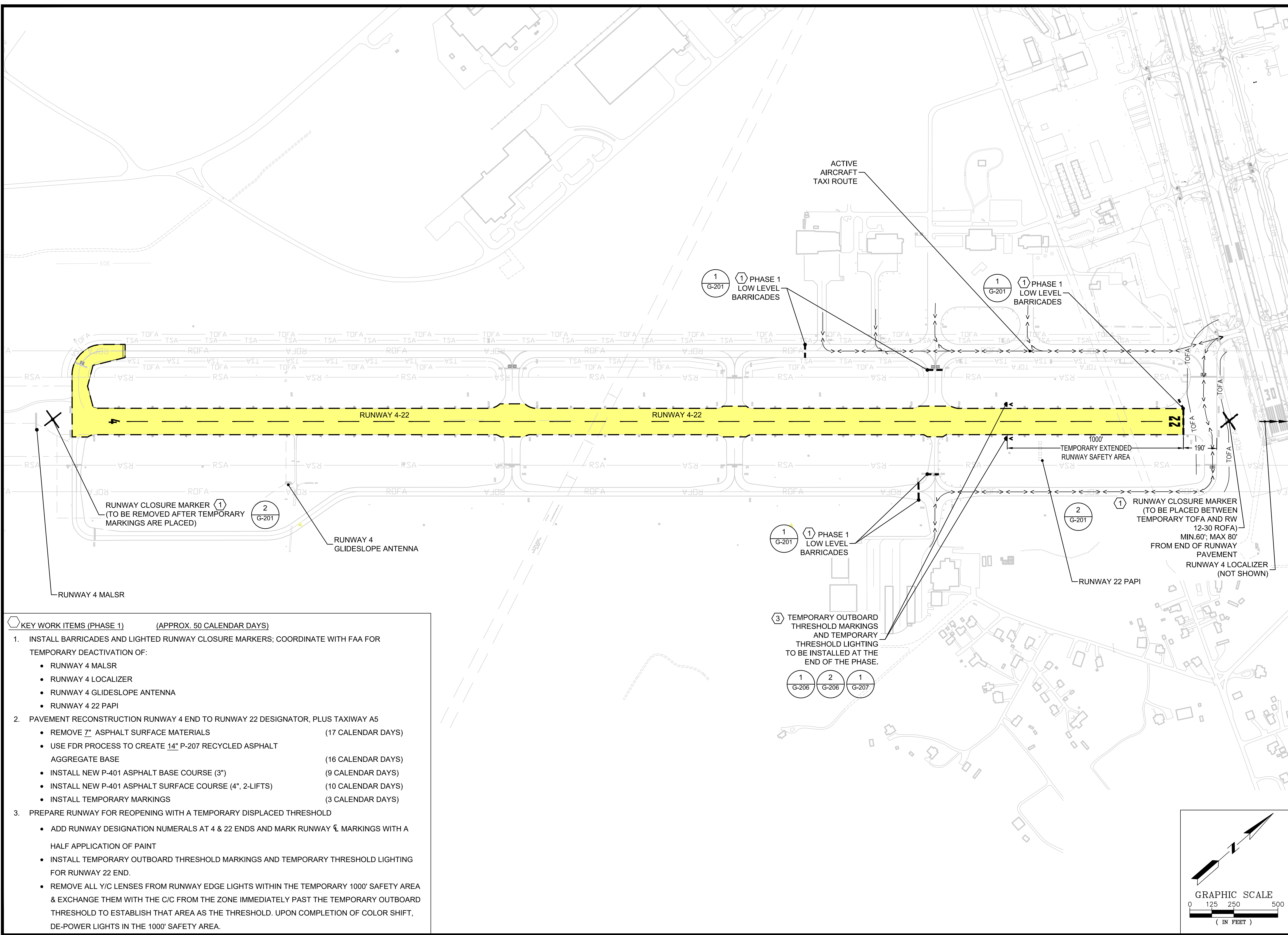
JOB NO.:	100066795
DESIGNED:	CDD
CHECKED:	DWS
DRAWN:	JSH
APPROVED:	CDD
SHEET NO.:	G-201

REV.



Inches  
0 1/4 1 4

PLOT DATE: 3/27/2020 3:51 PM  
FILE NAME: s:\16\1110006795 runway 4-22 rehab design\DWG-G-202 Civil Phasing & Safety Plans.dwg



- KEY WORK ITEMS (PHASE 1) (APPROX. 50 CALENDAR DAYS)**
- INSTALL BARRICADES AND LIGHTED RUNWAY CLOSURE MARKERS; COORDINATE WITH FAA FOR TEMPORARY DEACTIVATION OF:
    - RUNWAY 4 MALSR
    - RUNWAY 4 LOCALIZER
    - RUNWAY 4 GLIDESLOPE ANTENNA
    - RUNWAY 4 22 PAPI
  - PAVEMENT RECONSTRUCTION RUNWAY 4 END TO RUNWAY 22 DESIGNATOR, PLUS TAXIWAY A5
    - REMOVE 7" ASPHALT SURFACE MATERIALS (17 CALENDAR DAYS)
    - USE FDR PROCESS TO CREATE 14" P-207 RECYCLED ASPHALT AGGREGATE BASE (16 CALENDAR DAYS)
    - INSTALL NEW P-401 ASPHALT BASE COURSE (3") (9 CALENDAR DAYS)
    - INSTALL NEW P-401 ASPHALT SURFACE COURSE (4", 2-LIFTS) (10 CALENDAR DAYS)
    - INSTALL TEMPORARY MARKINGS (3 CALENDAR DAYS)
  - PREPARE RUNWAY FOR REOPENING WITH A TEMPORARY DISPLACED THRESHOLD
    - ADD RUNWAY DESIGNATION NUMERALS AT 4 & 22 ENDS AND MARK RUNWAY  $\perp$  MARKINGS WITH A HALF APPLICATION OF PAINT
    - INSTALL TEMPORARY OUTBOARD THRESHOLD MARKINGS AND TEMPORARY THRESHOLD LIGHTING FOR RUNWAY 22 END.
    - REMOVE ALL Y/C LENSES FROM RUNWAY EDGE LIGHTS WITHIN THE TEMPORARY 1000' SAFETY AREA & EXCHANGE THEM WITH THE C/C FROM THE ZONE IMMEDIATELY PAST THE TEMPORARY OUTBOARD THRESHOLD TO ESTABLISH THAT AREA AS THE THRESHOLD. UPON COMPLETION OF COLOR SHIFT, DE-POWER LIGHTS IN THE 1000' SAFETY AREA.

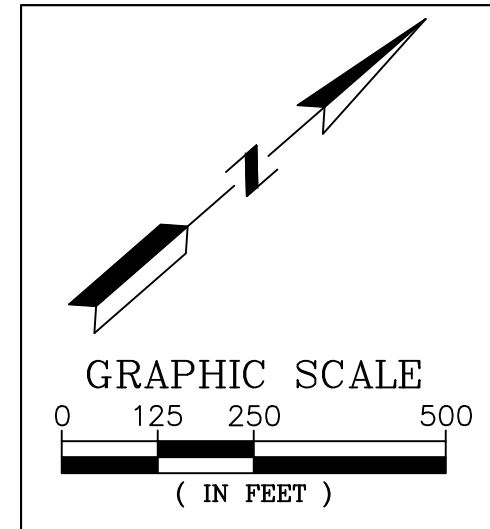
NO.	DATE	ISSUED FOR	DESC. OF REVISIONS
4	03/26/2020	ISSUED FOR BID	
3	02/27/2020	95% DESIGN REVIEW MEETING	
2	02/17/2019	60% DESIGN REVIEW MEETING	
1	10/16/2019	30% DESIGN REVIEW MEETING	

ISSUED FOR BID  
NOT FOR CONSTRUCTION

**TUSCALOOSA NATIONAL AIRPORT**  
 RECONSTRUCT RUNWAY 4-22  
 CONSTRUCTION SAFETY & PHASING PLANS - PHASE 1

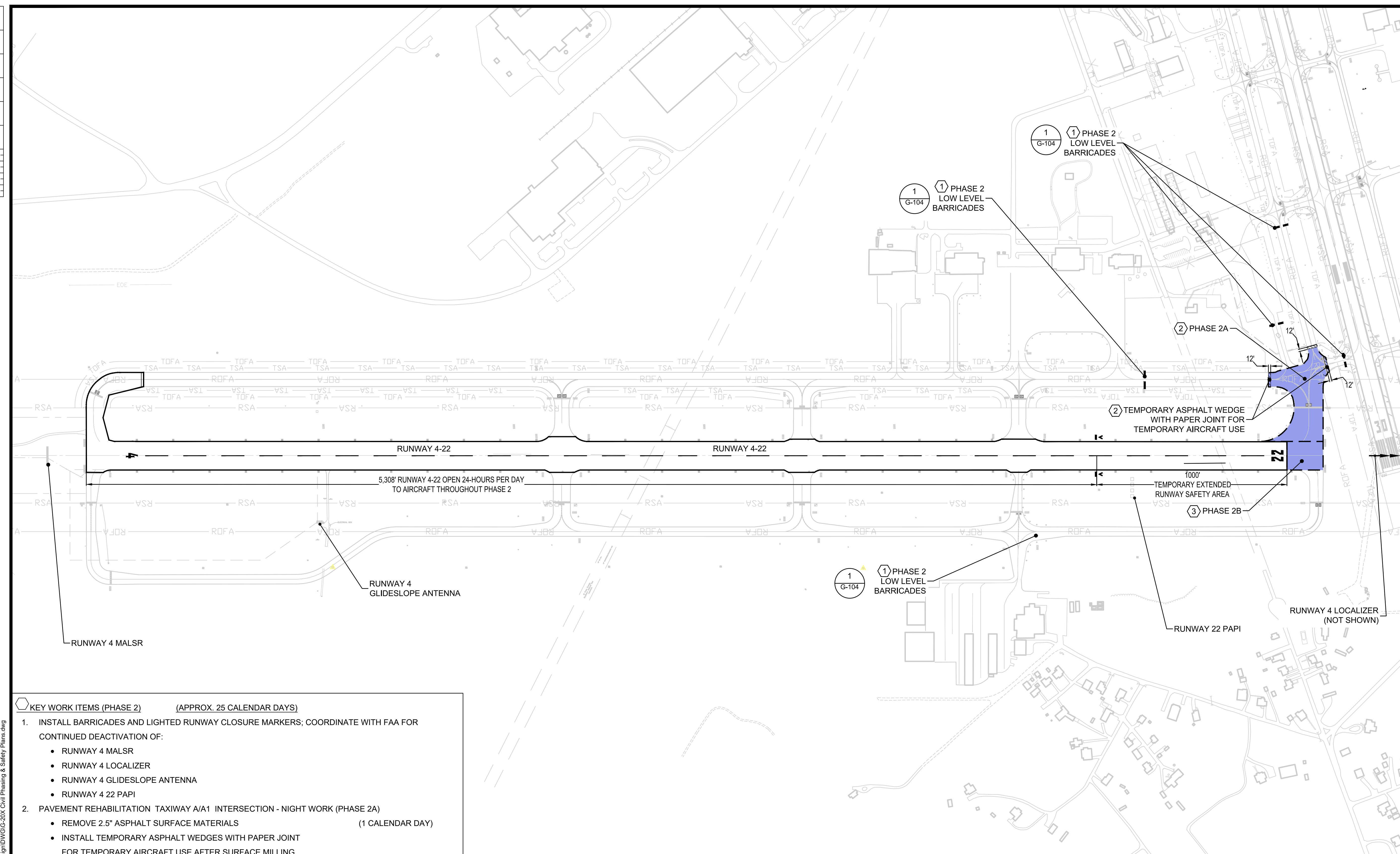
**ATKINS**  
 LOCAL OFFICE: 404 BNA DRIVE, STE 600, NASHVILLE, TN 37217  
 TEL: 615.369.0288 FAX: 615.369.0283  
 WWW.ATKINSGLOBAL.COM

JOB NO.: 10006795  
 DESIGNED: CDD CHECKED: DWS  
 DRAWN: JSH APPROVED: CDD  
 SHEET NO. G-202






0 1/2 1 4  
Inches



- KEY WORK ITEMS (PHASE 2)** (APPROX. 25 CALENDAR DAYS)
- INSTALL BARRICADES AND LIGHTED RUNWAY CLOSURE MARKERS; COORDINATE WITH FAA FOR CONTINUED DEACTIVATION OF:
    - RUNWAY 4 MALSR
    - RUNWAY 4 LOCALIZER
    - RUNWAY 4 GLIDESLOPE ANTENNA
    - RUNWAY 4 22 PAPI
  - PAVEMENT REHABILITATION TAXIWAY A/A1 INTERSECTION - NIGHT WORK (PHASE 2A)
    - REMOVE 2.5" ASPHALT SURFACE MATERIALS (1 CALENDAR DAY)
    - INSTALL TEMPORARY ASPHALT WEDGES WITH PAPER JOINT FOR TEMPORARY AIRCRAFT USE AFTER SURFACE MILLING
    - LAYOUT AND INSTALL NEW P-401 ASPHALT SURFACE COURSE, REMOVING TEMPORARY ASPHALT WEDGES WITH PAPER JOINT BEFORE PLACING SURFACE LIFT (2.0" TOTAL - 1 LIFTS) (2 CALENDAR DAY)
    - INSTALL TEMPORARY MARKINGS ON TAXIWAY A5 (1 CALENDAR DAY)
  - PAVEMENT RECONSTRUCTION RUNWAY 22 END AND ALONG TAXIWAY A5 (PHASE 2B)
    - REMOVE 7" ASPHALT SURFACE MATERIALS (1 CALENDAR DAYS)
    - USE FDR PROCESS TO CREATE 14" P-207 RECYCLED AGGREGATE BASE (9 CALENDAR DAYS)
    - INSTALL NEW P-401 ASPHALT BASE COURSE (3") (2 CALENDAR DAYS)
    - INSTALL NEW P-401 ASPHALT SURFACE COURSE (4" 2-LIFTS) (3 CALENDAR DAYS)
    - INSTALL TEMPORARY MARKINGS (2 CALENDAR DAYS)

ISSUED FOR	DATE	REV. NO.	BY	DESC. OF REVISIONS
ISSUED FOR BID	10/16/2019	1	CDD	30% DESIGN REVIEW MEETING
95% DESIGN REVIEW MEETING	12/17/2019	2	CDD	60% DESIGN REVIEW MEETING
ISSUED FOR BID	02/27/2020	3	CDD	95% DESIGN REVIEW MEETING
ISSUED FOR BID	09/29/2020	4	CDD	



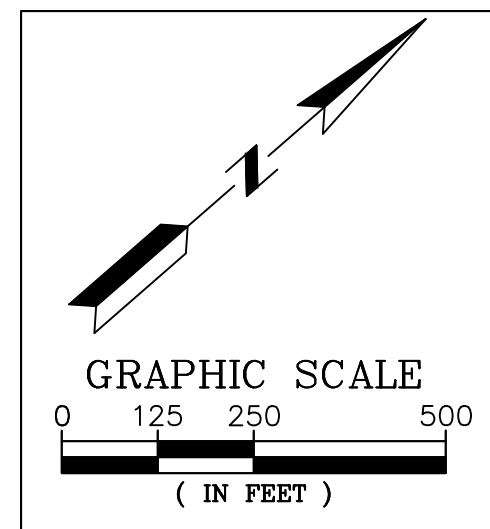
ISSUED FOR BID  
NOT FOR CONSTRUCTION

**TUSCALOOSA NATIONAL AIRPORT**  
 City of TUSCALOOSA  
 INFRASTRUCTURE & PUBLIC SERVICES

CLIENT: TUSCALOOSA NATIONAL AIRPORT  
 PROJECT: RECONSTRUCT RUNWAY 4-22  
 SHEET TITLE: CONSTRUCTION SAFETY & PHASING PLANS - PHASE 2

**SNC-LAVALIN** **ATKINS**  
 CORPORATE OFFICE: 400 W. BOY SCOUTS BLVD. TAMPA, FL 33607  
 LOCAL OFFICE: 404 BNA DRIVE, STE 600 NASHVILLE, TN 37217  
 FBRP CERTIFICATE OF AUTHORIZATION NO. 24  
 TEL: 915.369.0288 FAX: 915.369.0283 WWW.ATKINSGLOBAL.COM

JOB NO.: 100066795  
 DESIGNED: CDD CHECKED: DWS  
 DRAWN: JSH APPROVED: CDD  
 SHEET NO. G-203



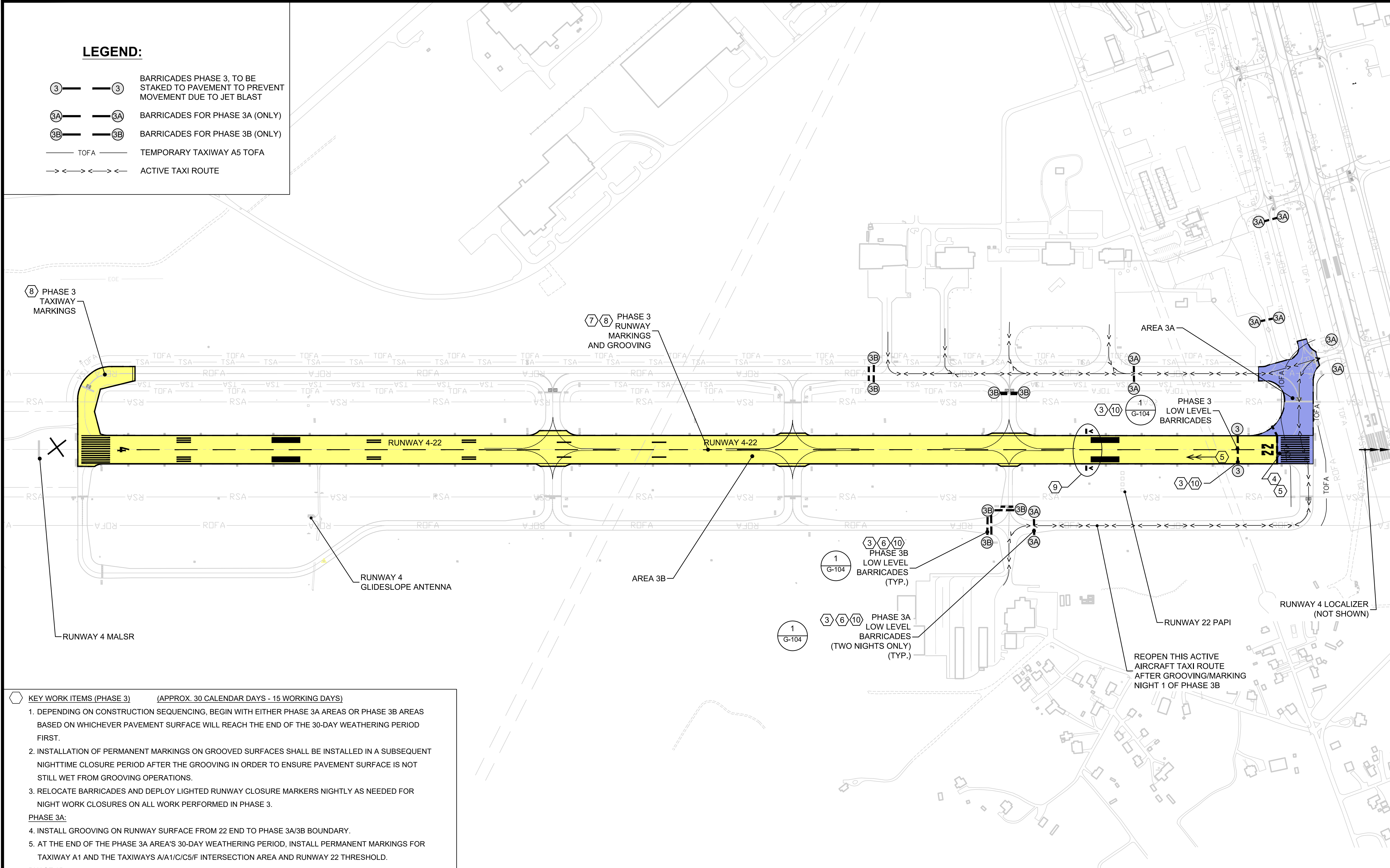
PLOT DATE: 9/27/2020 3:55 PM  
 FILE NAME: s:\1611100066795 runway 4-22 rehab design\DWG-G-20X Civil Phasing & Safety Plans.dwg



Inches  
0 1/4 1 4

**LEGEND:**

- ③ ——— ③ BARRICADES PHASE 3, TO BE STAKED TO PAVEMENT TO PREVENT MOVEMENT DUE TO JET BLAST
- ③A ——— ③A BARRICADES FOR PHASE 3A (ONLY)
- ③B ——— ③B BARRICADES FOR PHASE 3B (ONLY)
- TOFA TEMPORARY TAXIWAY A5 TOFA
- → → → → ACTIVE TAXI ROUTE



- ⑤ KEY WORK ITEMS (PHASE 3) (APPROX. 30 CALENDAR DAYS - 15 WORKING DAYS)
1. DEPENDING ON CONSTRUCTION SEQUENCING, BEGIN WITH EITHER PHASE 3A AREAS OR PHASE 3B AREAS BASED ON WHICHEVER PAVEMENT SURFACE WILL REACH THE END OF THE 30-DAY WEATHERING PERIOD FIRST.
  2. INSTALLATION OF PERMANENT MARKINGS ON GROOVED SURFACES SHALL BE INSTALLED IN A SUBSEQUENT NIGHTTIME CLOSURE PERIOD AFTER THE GROOVING IN ORDER TO ENSURE PAVEMENT SURFACE IS NOT STILL WET FROM GROOVING OPERATIONS.
  3. RELOCATE BARRICADES AND DEPLOY LIGHTED RUNWAY CLOSURE MARKERS NIGHTLY AS NEEDED FOR NIGHT WORK CLOSURES ON ALL WORK PERFORMED IN PHASE 3.
- PHASE 3A:**
4. INSTALL GROOVING ON RUNWAY SURFACE FROM 22 END TO PHASE 3A/3B BOUNDARY.
  5. AT THE END OF THE PHASE 3A AREA'S 30-DAY WEATHERING PERIOD, INSTALL PERMANENT MARKINGS FOR TAXIWAY A1 AND THE TAXIWAYS A/A1/C/C5/F INTERSECTION AREA AND RUNWAY 22 THRESHOLD.
- PHASE 3B:**
6. REMOVE "PHASE 3A (ONLY)" BARRICADES AND INSTALL "PHASE 3B (ONLY)" BARRICADES--OR VICE-VERSA, DEPENDING ON SEQUENCING AS DESCRIBED IN ITEM 2, ABOVE.
  7. INSTALL GROOVING ON RUNWAY SURFACE FROM PHASE 3A/3B BOUNDARY TO RUNWAY 4 END.
  8. AT THE END OF THE PHASE 3B AREA'S 30-DAY WEATHERING PERIOD, INSTALL PERMANENT MARKINGS FOR TAXIWAY A5 AND RUNWAY 4-22.
  9. REMOVE TEMPORARY DISPLACED THRESHOLD LIGHTING AND TEMPORARY OUTBOARD DISPLACED THRESHOLD MARKERS.
  10. REMOVE BARRICADES AND LIGHTED RUNWAY CLOSURE MARKERS TO REOPEN ALL AIRFIELD PAVEMENTS

PLOT DATE: 3/27/2020 3:52 PM  
FILE NAME: s:\g:\1110006795 runway 4-22 rehab design\DWG-G-204 Civil Phasing & Safety Plans.dwg

NO.	ISSUED FOR	DATE	DESC. OF REVISIONS
4	ISSUED FOR BID	3/29/2020	
3	95% DESIGN REVIEW MEETING	2/27/2020	
2	60% DESIGN REVIEW MEETING	12/17/2019	
1	30% DESIGN REVIEW MEETING	10/16/2019	

ISSUED FOR BID  
 NOT FOR CONSTRUCTION

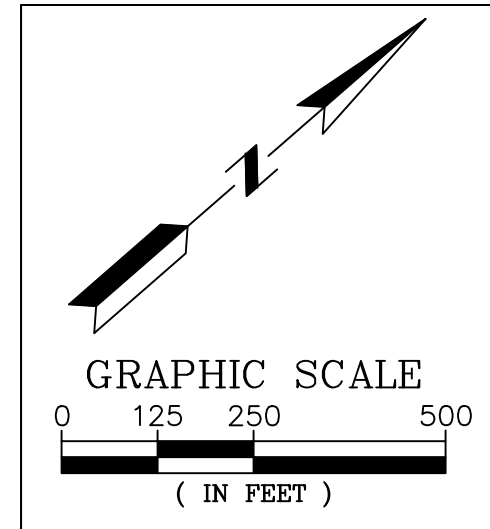
**TUSCALOOSA NATIONAL AIRPORT**  
**RECONSTRUCT RUNWAY 4-22**  
**CONSTRUCTION SAFETY & PHASING PLANS - PHASE 3**

CLIENT: TUSCALOOSA NATIONAL AIRPORT  
 PROJECT: RECONSTRUCT RUNWAY 4-22  
 SHEET TITLE: CONSTRUCTION SAFETY & PHASING PLANS - PHASE 3  
 SHEET NO. G-204

SNC-LAVALIN  
 ATKINS  
Member of the SNC-Lavalin Group

CORPORATE OFFICE: 400 W. BOY SCOUTS BLVD. TAMPA, FL 33607  
 FBRP CERTIFICATE OF AUTHORIZATION NO. 24  
 WWW.ATKINSGLOBAL.COM  
 LOCAL OFFICE: 404 BNA DRIVE, STE 600 NASHVILLE, TN 37217  
 TEL: 615.399.0298 FAX: 615.399.0283

JOB NO.: 10006795  
 DESIGNED: CDD CHECKED: DWS  
 DRAWN: JSH APPROVED: CDD  
 SHEET NO. G-204





0 1/2 1

PLOT DATE: 3/27/2020 3:55 PM  
FILE NAME: s:\16\110006795 runway 4-22 rehab design\DWG-G-205 Construction Sequence and Schedule.dwg

TUSCALOOSA NATIONAL AIRPORT - RUNWAY 4-22 RECONSTRUCTION  
SEQUENCE OF CONSTRUCTION - SCENARIO A - ALL CONSTRUCTION IN 2021

Table with columns for months (JUNE, JULY, AUGUST, SEPTEMBER, OCTOBER, NOVEMBER, DECEMBER, JANUARY, FEBRUARY, MARCH, APRIL, MAY, JUNE, JULY, AUG.) and rows for Calendar Day Count, Week Count, Day of Week, Project Actions, and construction tasks like Milling for Reconstruction, Full-Depth Reclamation, etc.

Vertical table with columns: DATE, ISSUED FOR, REV. NO., REV. BY, DESC. OF REVISIONS. Contains revision history for design meetings.



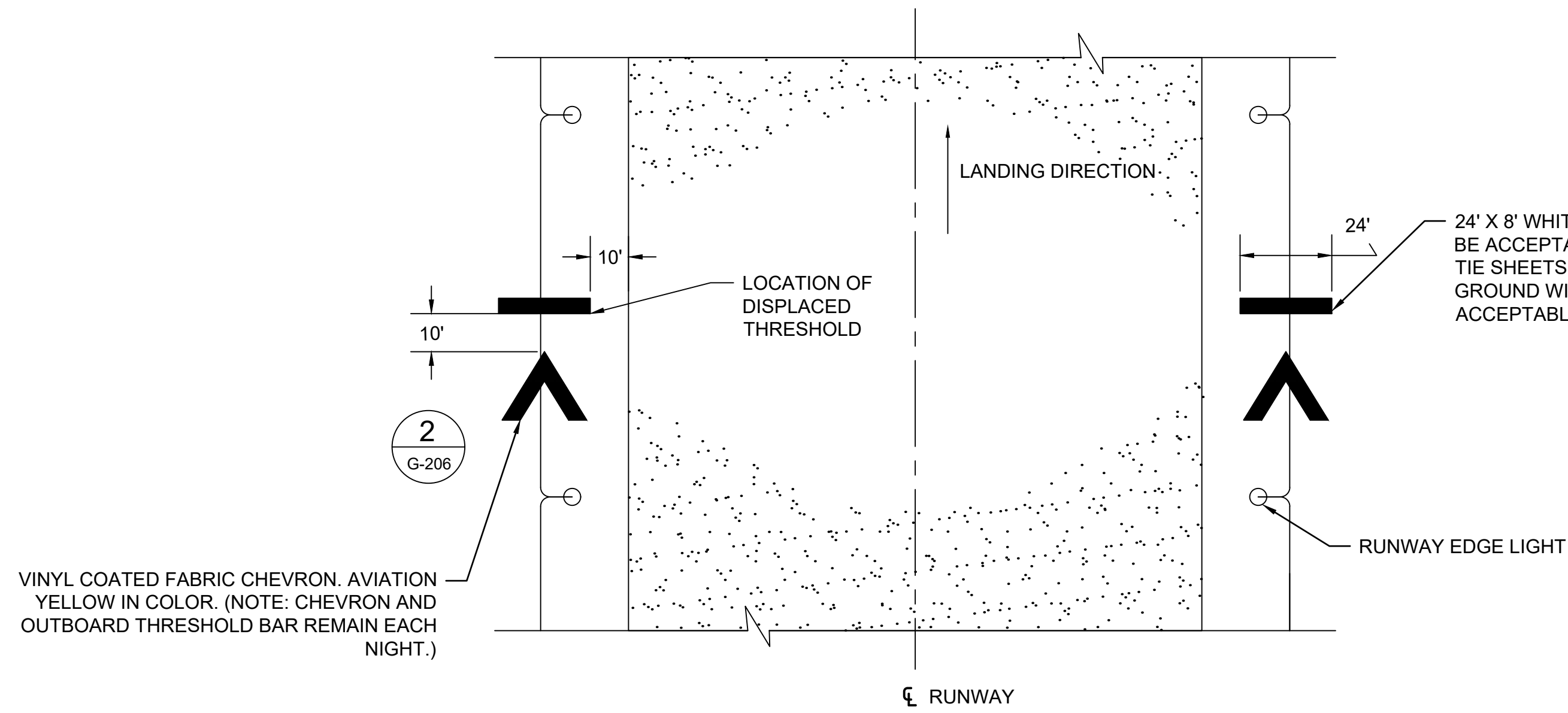
ISSUED FOR BID NOT FOR CONSTRUCTION  
City of TUSCALOOSA INFRASTRUCTURE & PUBLIC SERVICES logo

TUSCALOOSA NATIONAL AIRPORT  
RECONSTRUCT RUNWAY 4-22  
CONSTRUCTION SEQUENCE AND SCHEDULE A

CLIENT: SNC-LAVALIN  
PROJECT: ATKINS  
JOB NO.: 100066795  
DESIGNED: CDD CHECKED: DWS  
DRAWN: JSH APPROVED: CDD  
SHEET NO. G-205



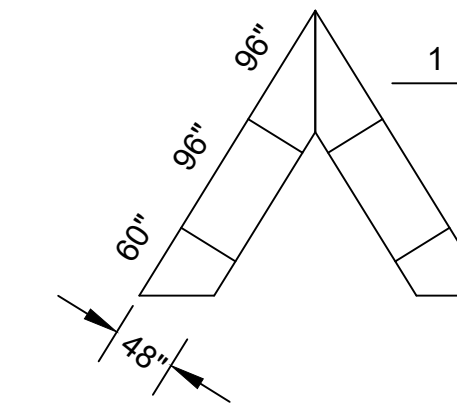
INCHES  
0 1/2 1



**1**  
**G-206** TEMPORARY MARKINGS FOR DISPLACED THRESHOLD LAYOUT  
SCALE: N.T.S.


**TEMPORARY OUTBOARD THRESHOLD MARKING AND LIGHTING NOTE:**

WORK ASSOCIATED WITH TEMPORARY OUTBOARD MARKING AND LIGHTING OF THE DISPLACED THRESHOLD, AND FOR EXCHANGING LIGHT FIXTURE LENSES SHALL BE PAID UNDER THE LUMP SUM PRICE FOR M-101-4.1 MAINTENANCE OF TRAFFIC.



**2**  
**G-206** CHEVRON DETAIL  
SCALE: N.T.S.

ISSUED FOR	DATE	REV. NO.	BY	DESC. OF REVISIONS
ISSUED FOR BID				
95% DESIGN REVIEW MEETING				
60% DESIGN REVIEW MEETING				
30% DESIGN REVIEW MEETING				



ISSUED FOR BID  
NOT FOR CONSTRUCTION



CLIENT: **TUSCALOOSA NATIONAL AIRPORT**  
 PROJECT: **RECONSTRUCT RUNWAY 4-22**  
 SHEET TITLE: **TEMPORARY OUTBOARD THRESHOLD MARKING DETAILS - SHEET 1**

**SNC-LAVALIN** **ATKINS**  
Member of the SNC-Lavalin Group

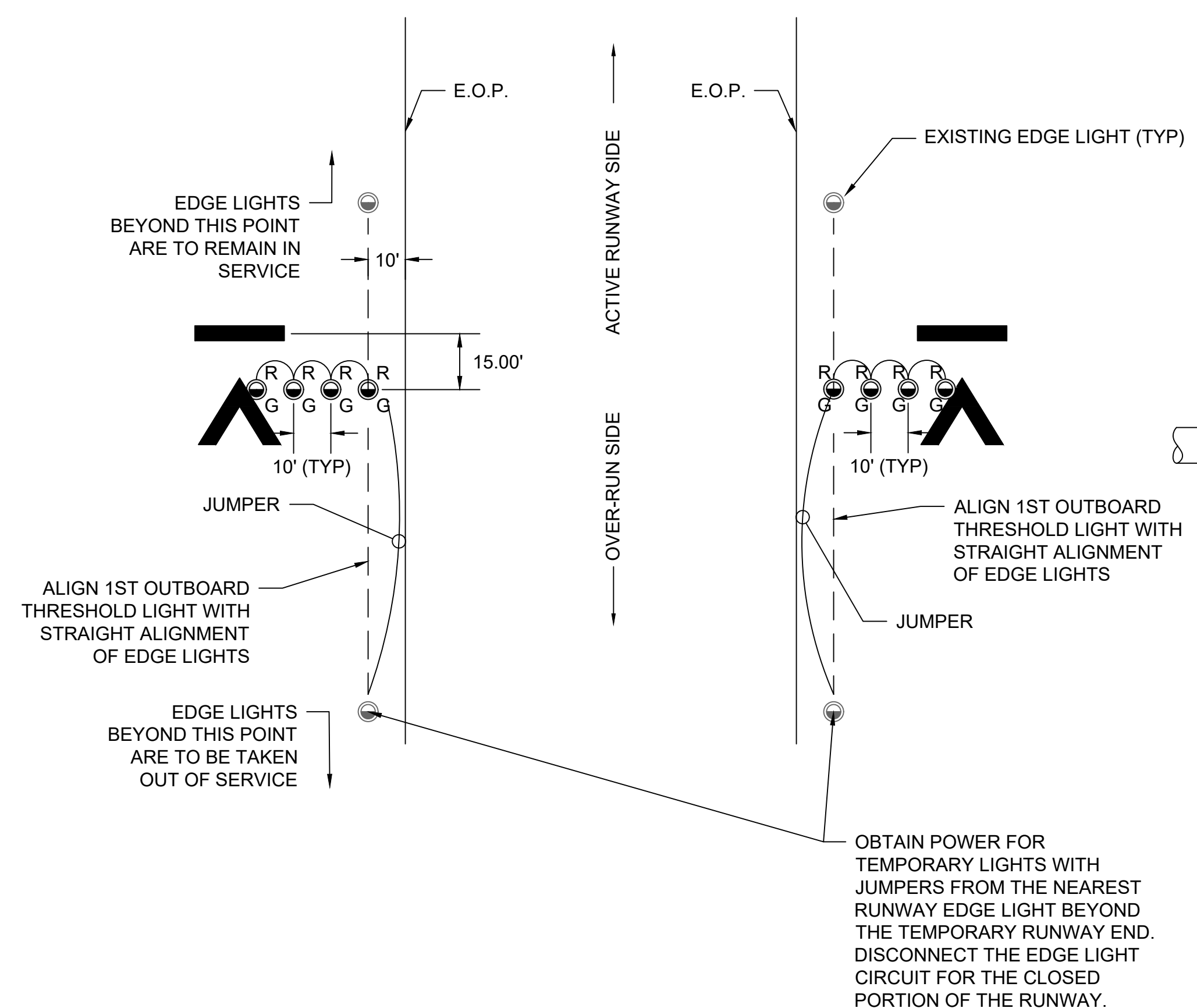
CORPORATE OFFICE: 4030 W. BOY SCOUT BLVD. TAMPA, FL 33607  
 PERMITS CERTIFICATE OF AUTHORIZATION NO 24  
 WWW.ATKINSGLOBAL.COM

LOCAL OFFICE: 401 BNA DRIVE, STE 600 NASHVILLE, TN 37217  
 TEL: 615.399.0208 FAX: 615.399.0283

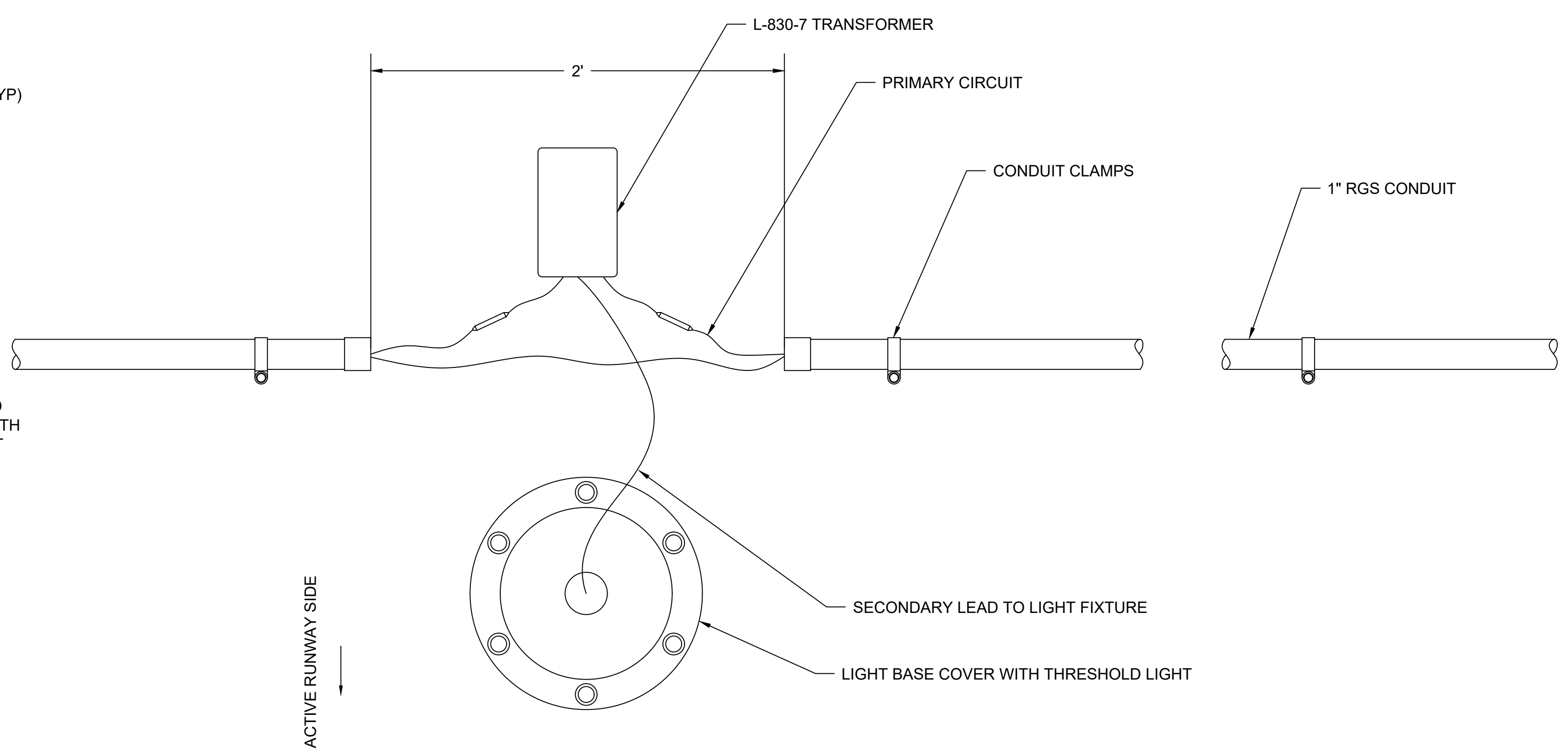
JOB NO.:	100066795
DESIGNED:	CDD
CHECKED:	DWS
DRAWN:	JSH
APPROVED:	CDD
SHEET NO.:	G-206



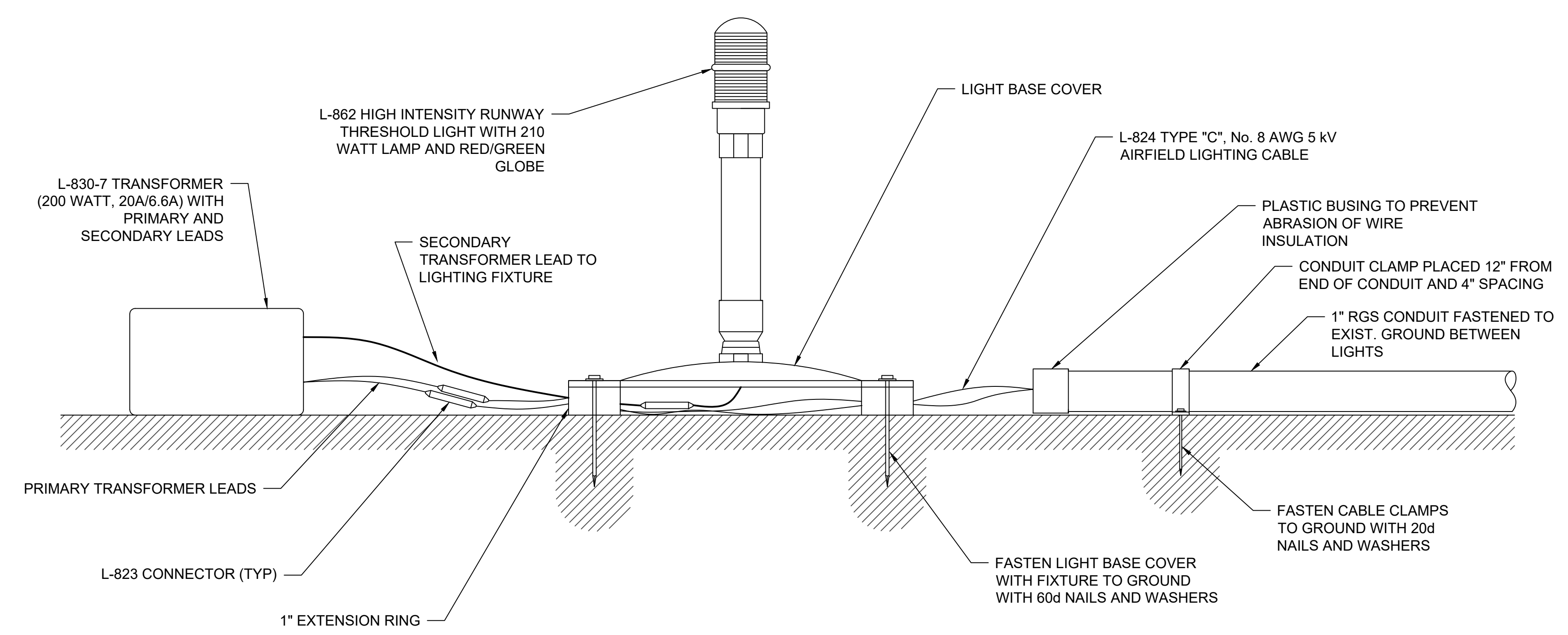
4  
1  
1/2  
0  
Inches



**1**  
**G-207** **TEMPORARY THRESHOLD LIGHT LAYOUT AND CIRCUIT PLAN**  
SCALE: N.T.S.



**2**  
**G-207** **TEMPORARY THRESHOLD LIGHT - PLAN**  
SCALE: N.T.S.



**3**  
**G-207** **TEMPORARY THRESHOLD LIGHT - SECTION**  
SCALE: N.T.S.

**TEMPORARY OUTBOARD THRESHOLD MARKING AND LIGHTING NOTE:**

WORK ASSOCIATED WITH TEMPORARY OUTBOARD MARKING AND LIGHTING OF THE DISPLACED THRESHOLD, AND FOR EXCHANGING LIGHT FIXTURE LENSES SHALL BE PAID UNDER THE LUMP SUM PRICE FOR M-101-4.1 MAINTENANCE OF TRAFFIC.

PLOT DATE: 3/27/2020 3:55 PM  
FILE NAME: s:\161110006795 runway 4-22 rehab design\DWG\G-206 Displaced Threshold Details.dwg

NO.	DATE	ISSUED FOR	BY	DATE	DESC. OF REVISIONS
4	CDD 9/29/2020	ISSUED FOR BID			
3	CDD 2/27/2020	95% DESIGN REVIEW MEETING			
2	CDD 12/17/2019	60% DESIGN REVIEW MEETING			
1	CDD 10/16/2019	30% DESIGN REVIEW MEETING			

ISSUED FOR BID  
NOT FOR CONSTRUCTION

ALABAMA PROFESSIONAL ENGINEER  
C. J. JENSEN DUKEMORE  
3-29-2020

**TUSCALOOSA**  
INFRASTRUCTURE & PUBLIC SERVICES

CLIENT: **TUSCALOOSA NATIONAL AIRPORT**

PROJECT: **RECONSTRUCT RUNWAY 4-22**

SHEET TITLE: **TEMPORARY OUTBOARD THRESHOLD MARKING DETAILS - SHEET 2**

**SNC-LAVALIN** **ATKINS**  
Member of the SNC-Lavalin Group

CORPORATE OFFICE: 400 W. BOY SCOUTS BLVD. TAMPA, FL 33607  
FBRP CERTIFICATE OF AUTHORIZATION NO. 24  
WWW.ATKINSGLOBAL.COM

LOCAL OFFICE: 404 BNA DRIVE, STE 600 NASHVILLE, TN 37217  
TEL: 615.369.0298 FAX: 615.369.0283

JOB NO.: 100066795

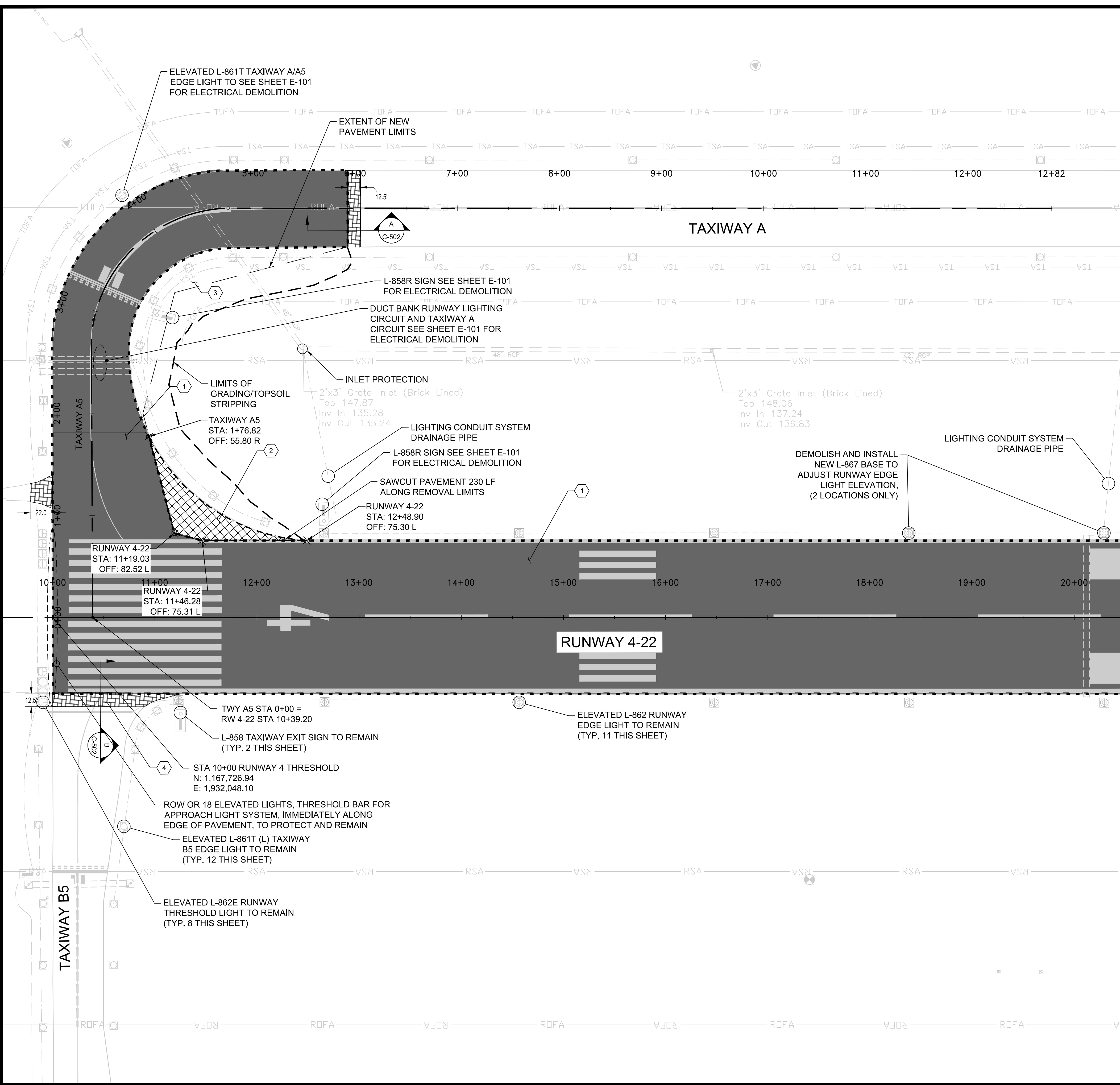
DESIGNED: CDD CHECKED: DWS  
DRAWN: JSH APPROVED: CDD

SHEET NO. **G-207**

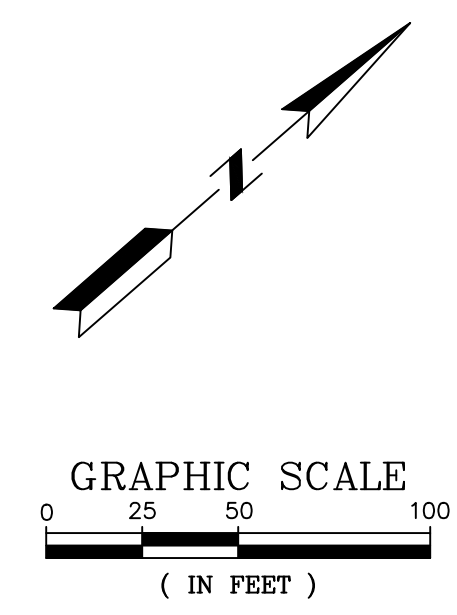
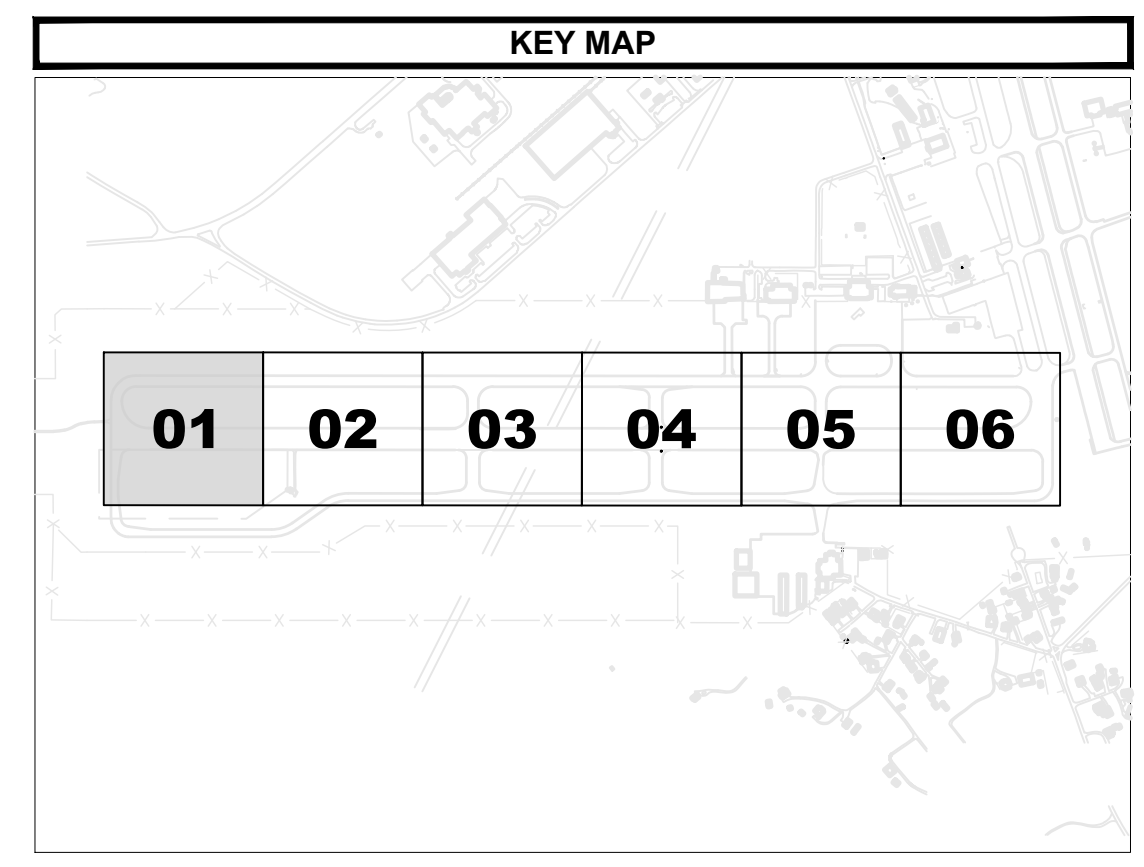


0 1/4 1 4

PLOT DATE: 3/27/2020 3:57 PM  
 FILE NAME: s:\16\1110006795 runway 4-22 rehab design\DWG\C-101 Demolition Sheets\_1.dwg



STA 20+50 MATCHLINE C-102



**KEYED NOTES**

- ① MILL TO 7" BELOW PROPOSED GRADE IN PREPARATION FOR FDR.
- ② REMOVE FULL DEPTH PAVEMENT.
- ③ STRIP TOPSOIL IN PROPOSED PAVEMENT WIDENING AREAS.
- ④ MILL TO 2.0" BELOW PROPOSED GRADE IN PREPARATION FOR OVERLAY. PRIOR TO OVERLAY, TACK COAT SHALL BE APPLIED TO MILLED P-603 SURFACES AT A RATE OF 0.06 TO 0.12 GAL/SY.

**GENERAL NOTES**

1. ALL ELECTRICAL DEMOLITION ITEMS CAN BE FOUND ON SHEET E-101.
2. ALL PAVEMENT OUTSIDE THE LIMITS OF REMOVAL ARE TO BE PROTECTED.
3. ALL DUCT BANKS ARE TO BE PROTECTED.
4. ALL DRAINAGE INFRASTRUCTURE IS TO BE PROTECTED AND SPECIFIED INLETS ARE TO HAVE INLET PROTECTION PLACED.

ISSUED FOR	DATE	REV. NO.	DESC. OF REVISIONS
ISSUED FOR BID	3/29/2020	4	CDD 3/29/2020
95% DESIGN REVIEW MEETING	2/27/2020	3	CDD 2/27/2020
60% DESIGN REVIEW MEETING	12/17/2019	2	CDD 12/17/2019
30% DESIGN REVIEW MEETING	10/16/2019	1	CDD 10/16/2019



ISSUED FOR BID  
NOT FOR CONSTRUCTION



CLIENT: **TUSCALOOSA NATIONAL AIRPORT**  
 PROJECT: **RECONSTRUCT RUNWAY 4-22**  
 SHEET TITLE: **DEMOLITION - SHEET 1**

**SNC-LAVALIN** **ATKINS**  
 Member of the SNC-Lavalin Group

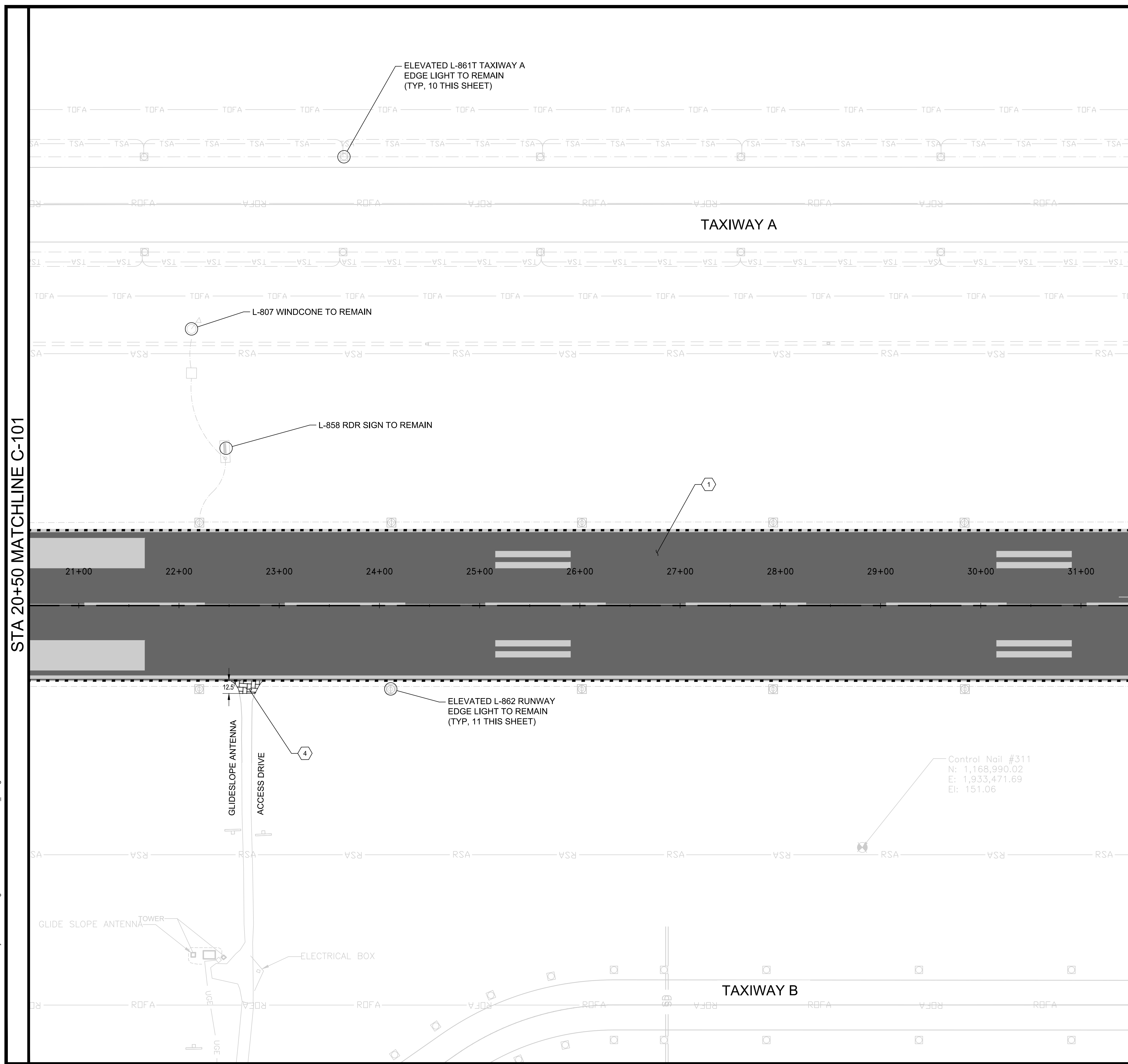
CORPORATE OFFICE: 400 W. BOY SCOUT BLVD. TAMPA, FL 33607  
 FBRP CERTIFICATE OF AUTHORIZATION NO. 24  
 WWW.ATKINSGLOBAL.COM

LOCAL OFFICE: 404 BNA DRIVE, STE 600 NASHVILLE, TN 37217  
 TEL: 615.389.0298 FAX: 615.389.0283

JOB NO.: 100066795  
 DESIGNED: CDD CHECKED: DWS  
 DRAWN: JSH APPROVED: CDD  
 SHEET NO. C-101

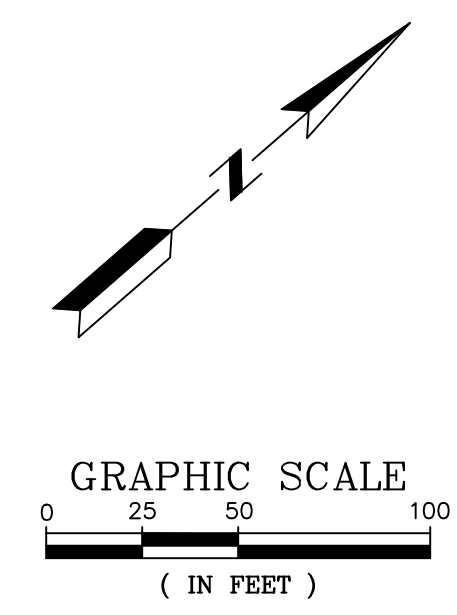
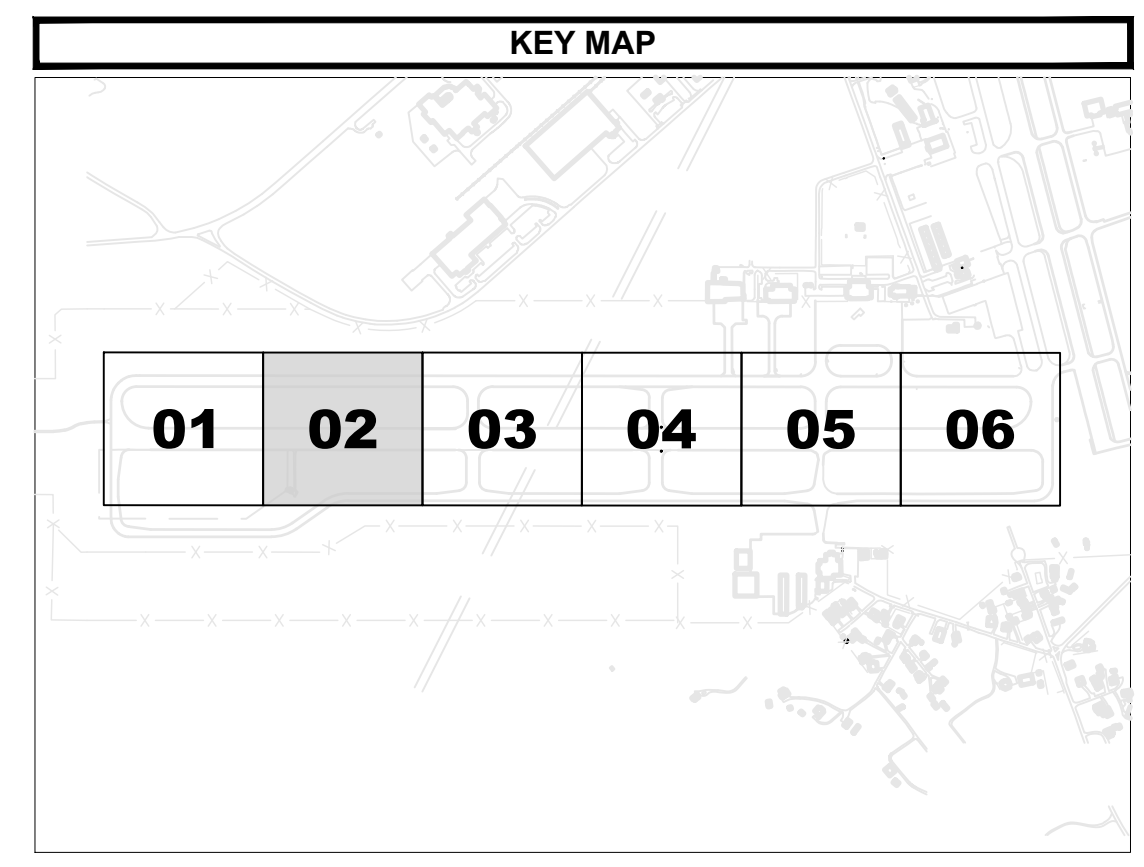


0  
1/2  
1  
Inches



STA 20+50 MATCHLINE C-101

STA 31+50 MATCHLINE C-103




ISSUED FOR BID  
NOT FOR CONSTRUCTION

**KEYED NOTES**

- ① MILL TO 7" BELOW PROPOSED GRADE IN PREPARATION FOR FDR.
- ④ MILL TO 2.0" BELOW PROPOSED GRADE IN PREPARATION FOR OVERLAY. PRIOR TO OVERLAY, TACK COAT SHALL BE APPLIED TO MILLED P-603 SURFACES AT A RATE OF 0.06 TO 0.12 GAL/SY.

**GENERAL NOTES**

1. ALL ELECTRICAL DEMOLITION ITEMS CAN BE FOUND ON SHEET E-101.
2. ALL PAVEMENT OUTSIDE THE LIMITS OF REMOVAL ARE TO BE PROTECTED.
3. ALL DUCT BANKS ARE TO BE PROTECTED.
4. ALL DRAINAGE INFRASTRUCTURE IS TO BE PROTECTED AND SPECIFIED INLETS ARE TO HAVE INLET PROTECTION PLACED.



CLIENT: **TUSCALOOSA NATIONAL AIRPORT**  
 PROJECT: **RECONSTRUCT RUNWAY 4-22**  
 SHEET TITLE: **DEMOLITION - SHEET 2**

**SNC-LAVALIN** **ATKINS**  
 Member of the SNC-Lavalin Group

CORPORATE OFFICE: 400 W. BOY SCOUTS BLVD. TAMPA, FL 33607  
 FBRP CERTIFICATE OF AUTHORIZATION NO.24  
 WWW.ATKINSGLOBAL.COM

LOCAL OFFICE: 404 BNA DRIVE, STE 600 NASHVILLE, TN 37217  
 TEL: 615.369.6208 FAX: 615.369.0283

JOB NO.: 100066795  
 DESIGNED: CDD CHECKED: DWS  
 DRAWN: JSH APPROVED: CDD  
 SHEET NO. **C-102**

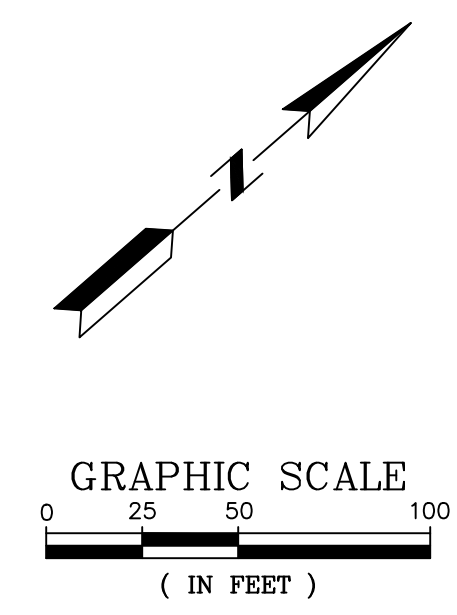
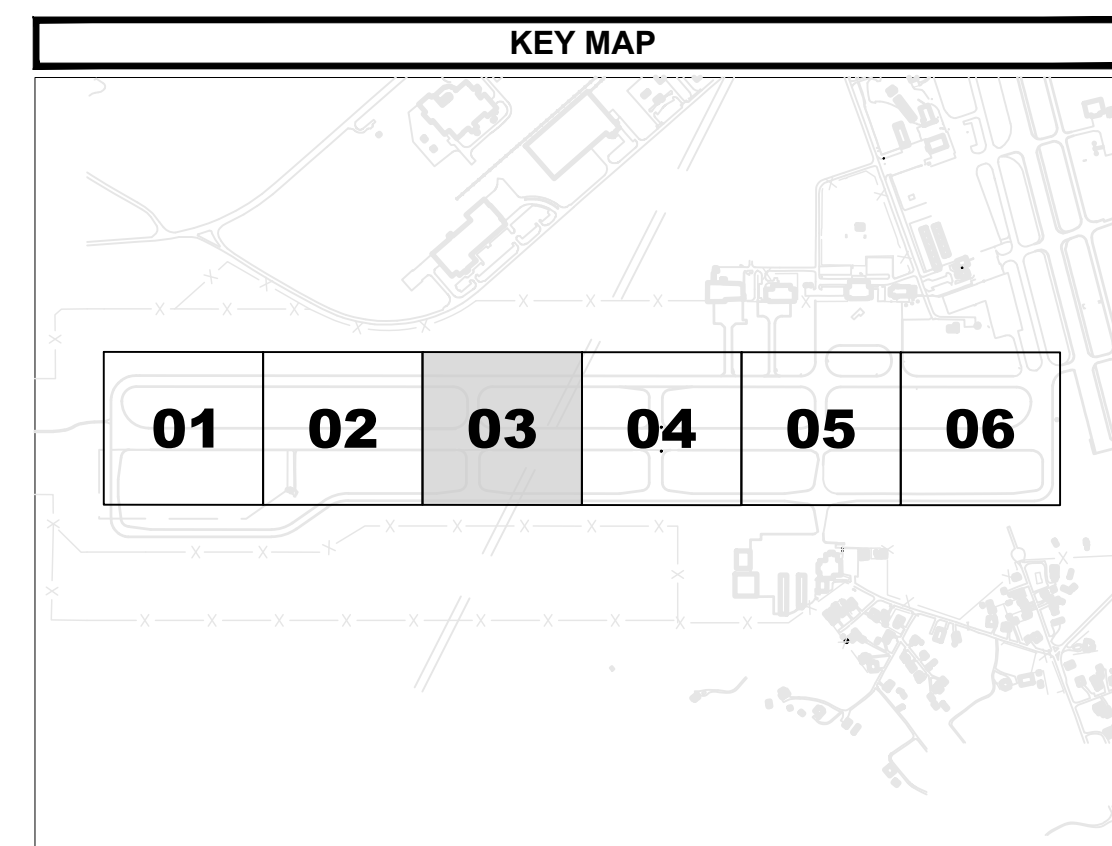
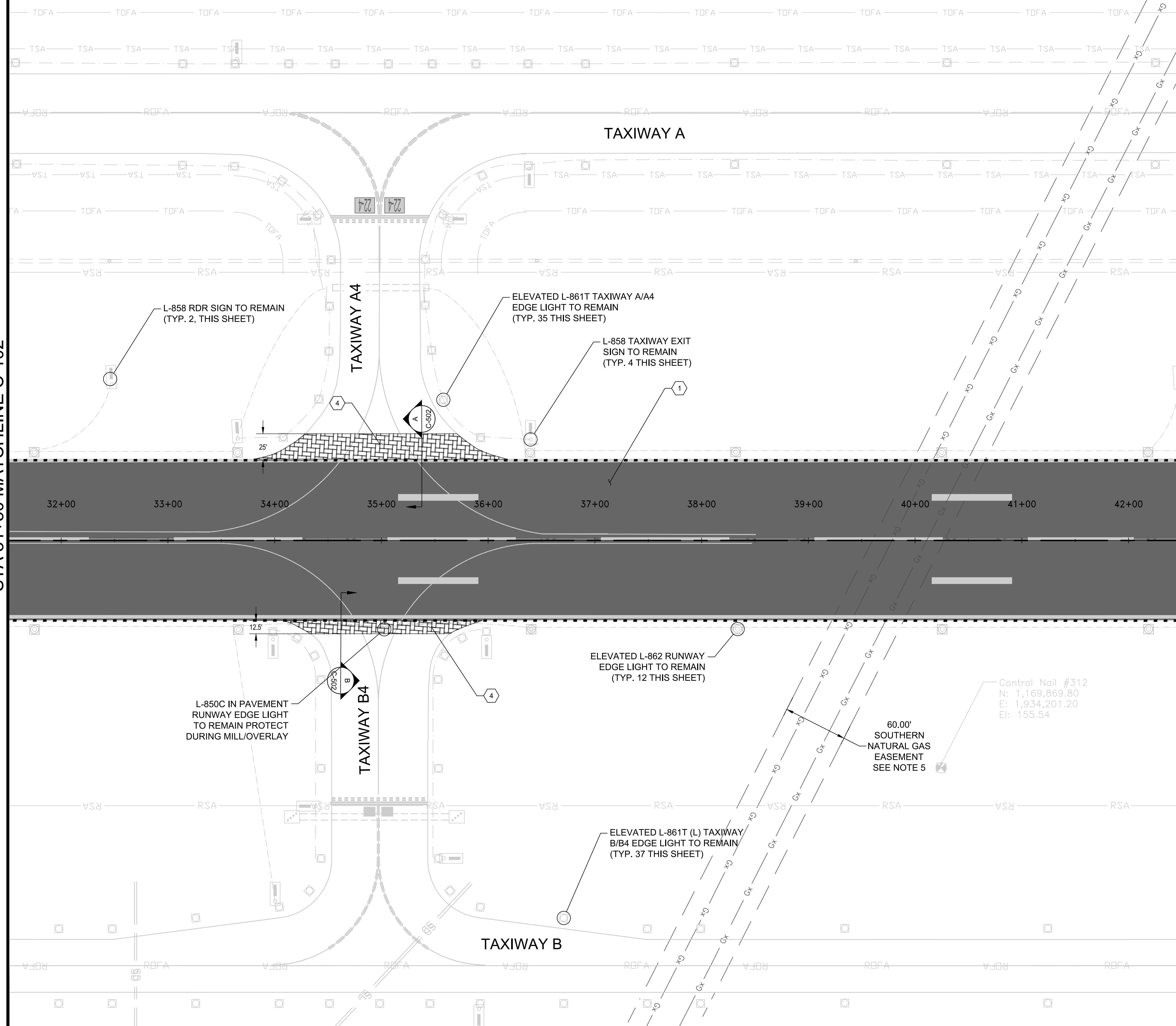
PLOT DATE: 3/27/2020 3:57 PM  
 FILE NAME: s:\101100066795 runway 4-22 rehab design\DWG\C-101 Demolition Sheets\_1.dwg



Inches  
0  
1/4  
1  
4

STA 31+50 MATCHLINE C-102

STA 42+50 MATCHLINE C-104



**KEYED NOTES**

- ① MILL TO 7" BELOW PROPOSED GRADE IN PREPARATION FOR FDR.
- ④ MILL TO 2.0" BELOW PROPOSED GRADE IN PREPARATION FOR OVERLAY. PRIOR TO OVERLAY, TACK COAT SHALL BE APPLIED TO MILLED P-603 SURFACES AT A RATE OF 0.06 TO 0.12 GAL/SY.

**GENERAL NOTES**

1. ALL ELECTRICAL DEMOLITION ITEMS CAN BE FOUND ON SHEET E-101.
2. ALL PAVEMENT OUTSIDE THE LIMITS OF REMOVAL ARE TO BE PROTECTED.
3. ALL DUCT BANKS ARE TO BE PROTECTED.
4. ALL DRAINAGE INFRASTRUCTURE IS TO BE PROTECTED AND SPECIFIED INLETS ARE TO HAVE INLET PROTECTION PLACED.
5. 48 HOURS NOTICE SHALL BE PROVIDED PRIOR TO BEGINNING WORK IN NATURAL GAS EASEMENT AREA. CONTACT SNG LINE PATROLLER FOR TUSCALOOSA COUNTY BY CALLING (205) 361-0010.

NO.	DATE	ISSUED FOR	BY	DATE	DESC. OF REVISIONS
4	CDD 9/29/2020	ISSUED FOR BID			
3	CDD 2/27/2020	95% DESIGN REVIEW MEETING			
2	CDD 12/17/2019	60% DESIGN REVIEW MEETING			
1	CDD 10/16/2019	30% DESIGN REVIEW MEETING			

ISSUED FOR BID  
NOT FOR CONSTRUCTION

ALABAMA PROFESSIONAL ENGINEER  
C. J. JENSEN DUKAKIS  
3-29-2020

**TUSCALOOSA NATIONAL AIRPORT**  
RECONSTRUCT RUNWAY 4-22  
DEMOLITION - SHEET 3

CLIENT: **TUSCALOOSA NATIONAL AIRPORT**

PROJECT: **RECONSTRUCT RUNWAY 4-22**

SHEET TITLE: **DEMOLITION - SHEET 3**

**SNC-LAVALIN** **ATKINS**

CORPORATE OFFICE: 400 W. BOY SCOUTS BLVD. TAMPA, FL 33607  
FBRP CERTIFICATE OF AUTHORIZATION NO. 24  
WWW.ATKINSGLOBAL.COM

LOCAL OFFICE: 604 BNA DRIVE, STE 600 NASHVILLE, TN 37217  
TEL: 615.389.6298 FAX: 615.389.0283

JOB NO.: 100066795

DESIGNED: CDD CHECKED: DWS  
DRAWN: JSH APPROVED: CDD  
SHEET NO. **C-103** REV. **△**

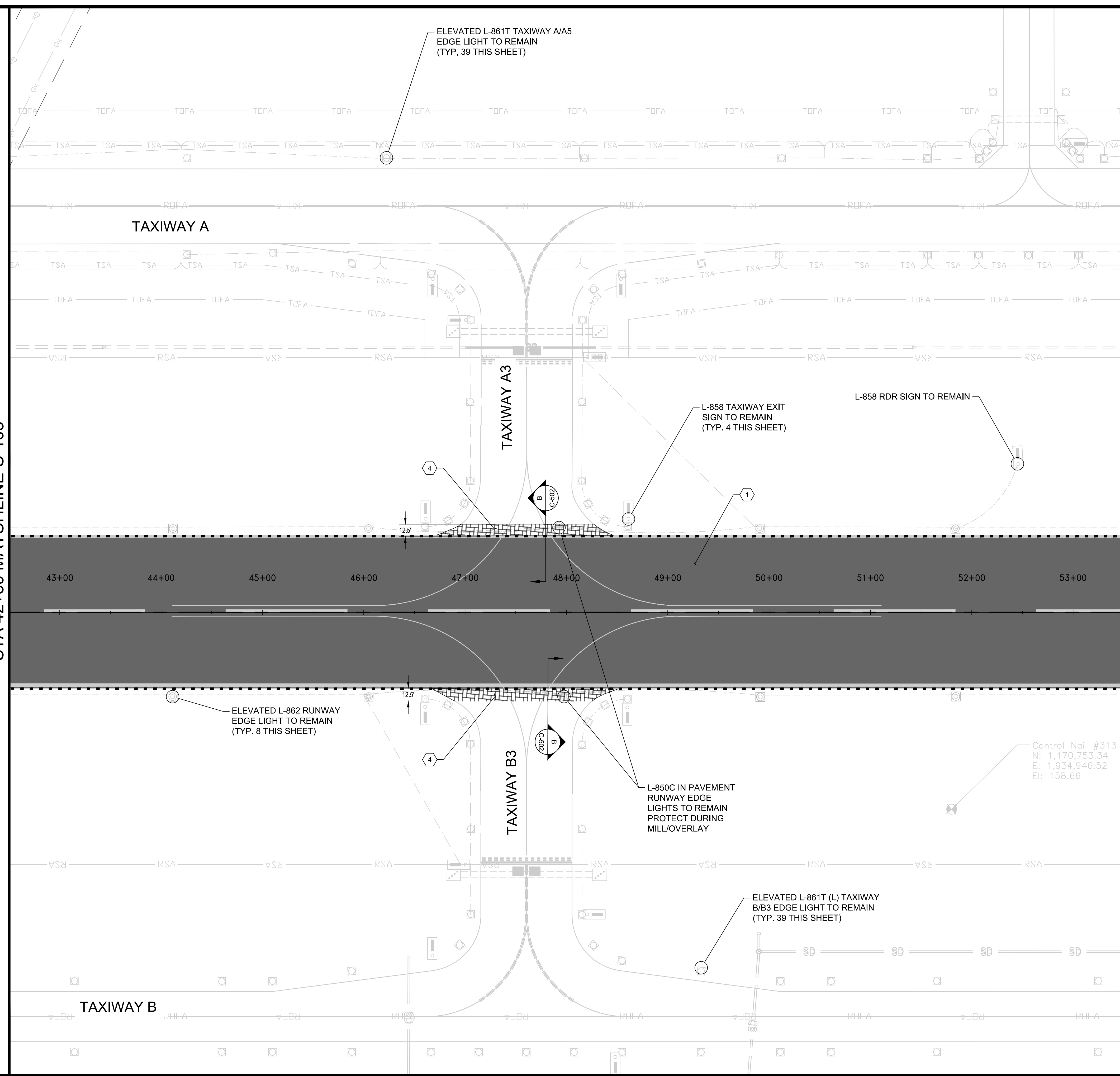
PLOT DATE: 9/27/2020 3:56 PM  
FILE NAME: s:\c:\11100066795 runway 4-22 rehab design\DWG\C-101 Demolition Sheets\_1.dwg



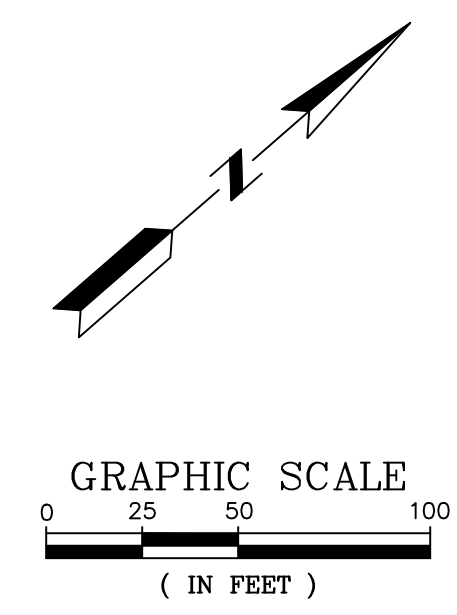
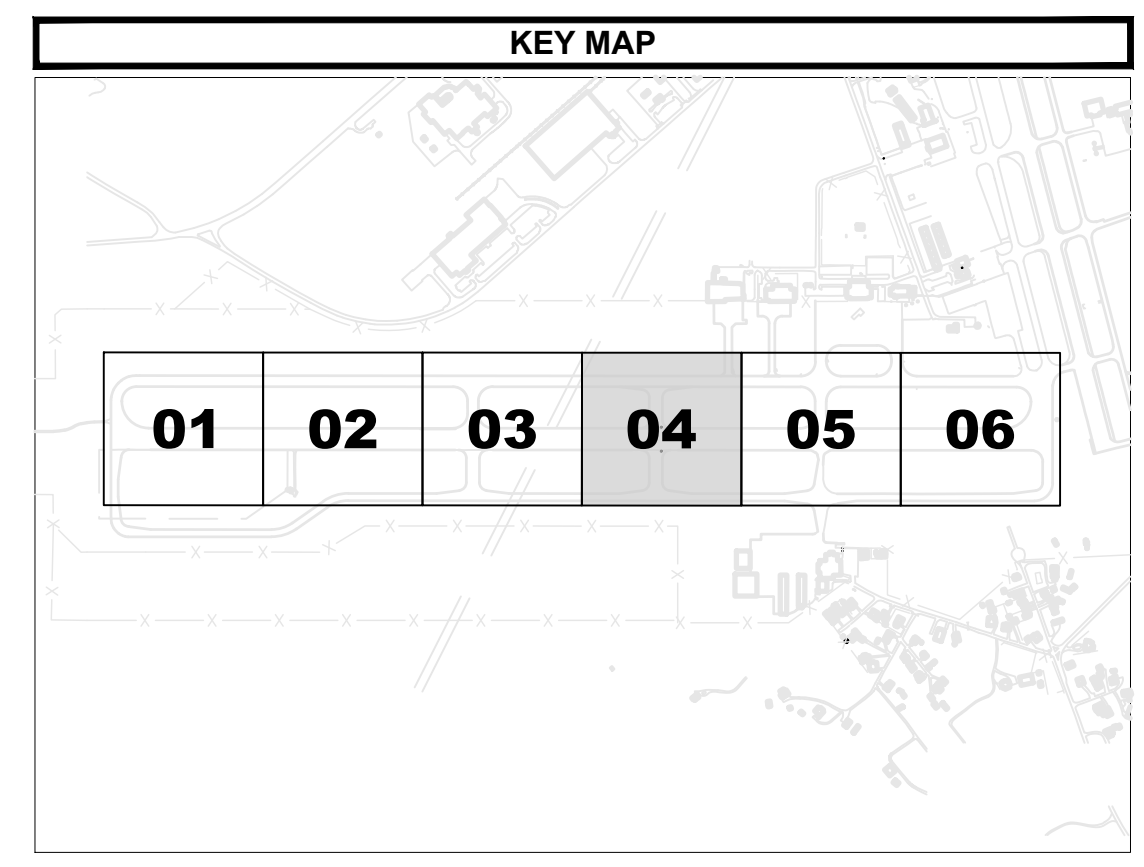
4  
1  
1/2  
0  
Inches

STA 42+50 MATCHLINE C-103

PLOT DATE: 3/27/2020 3:56 PM  
FILE NAME: s:\c:\11\10006795 runway 4-22 rehab design\DWG\C-101 Demolition Sheets\_1.dwg



STA 53+50 MATCHLINE C-105



KEYED NOTES

- ① MILL TO 7" BELOW PROPOSED GRADE IN PREPARATION FOR FDR.
- ④ MILL TO 2.0" BELOW PROPOSED GRADE IN PREPARATION FOR OVERLAY. PRIOR TO OVERLAY, TACK COAT SHALL BE APPLIED TO MILLED P-603 SURFACES AT A RATE OF 0.06 TO 0.11 GAL/SY. PRIOR TO OVERLAY, TACK COAT SHALL BE APPLIED TO MILLED P-603 SURFACES AT RATE OF 0.06 TO 0.12 GAL/SY.

GENERAL NOTES

1. ALL ELECTRICAL DEMOLITION ITEMS CAN BE FOUND ON SHEET E-101.
2. ALL PAVEMENT OUTSIDE THE LIMITS OF REMOVAL ARE TO BE PROTECTED.
3. ALL DUCT BANKS ARE TO BE PROTECTED.
4. ALL DRAINAGE INFRASTRUCTURE IS TO BE PROTECTED AND SPECIFIED INLETS ARE TO HAVE INLET PROTECTION PLACED.

ISSUED FOR	DATE	REV. NO.	DESC. OF REVISIONS
ISSUED FOR BID	3/29/2020	4	CDD 3/29/2020
95% DESIGN REVIEW MEETING	2/27/2020	3	CDD 2/27/2020
60% DESIGN REVIEW MEETING	12/17/2019	2	CDD 12/17/2019
30% DESIGN REVIEW MEETING	10/16/2019	1	CDD 10/16/2019

ISSUED FOR BID  
NOT FOR CONSTRUCTION

ALABAMA PROFESSIONAL ENGINEER  
C. JARSEN DUKAKI  
3-29-2020

City of  
**TUSCALOOSA**  
INFRASTRUCTURE & PUBLIC SERVICES

CLIENT: **TUSCALOOSA NATIONAL AIRPORT**

PROJECT: **RECONSTRUCT RUNWAY 4-22**

SHEET TITLE: **DEMOLITION - SHEET 4**

**SNC-LAVALIN** **ATKINS**  
Member of the SNC-Lavalin Group

CORPORATE OFFICE: 400 W. BOY SCOUTS BLVD. TAMPA, FL 33607  
FBRP CERTIFICATE OF AUTHORIZATION NO. 24  
WWW.ATKINSGLOBAL.COM

LOCAL OFFICE: 404 BNA DRIVE, STE 600 NASHVILLE, TN 37217  
TEL: 615.369.0298 FAX: 615.369.0283

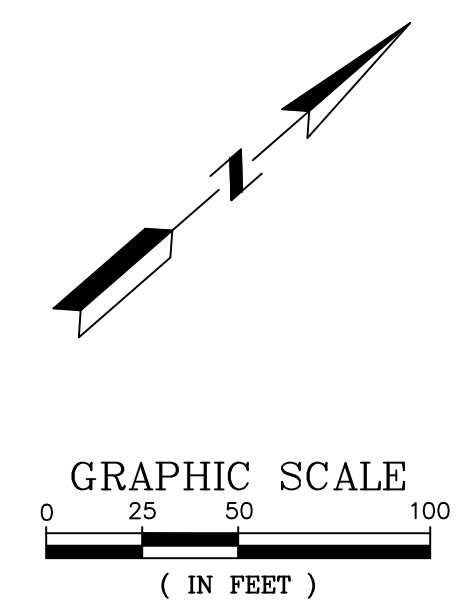
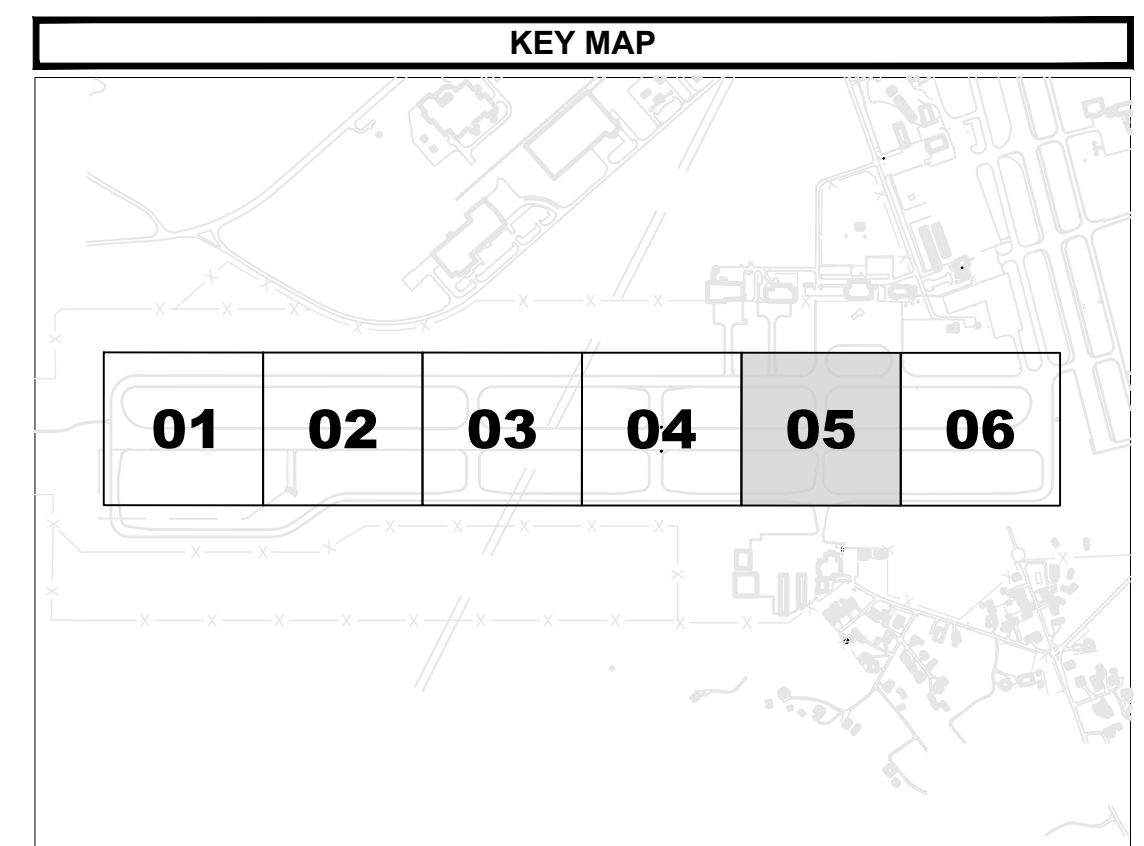
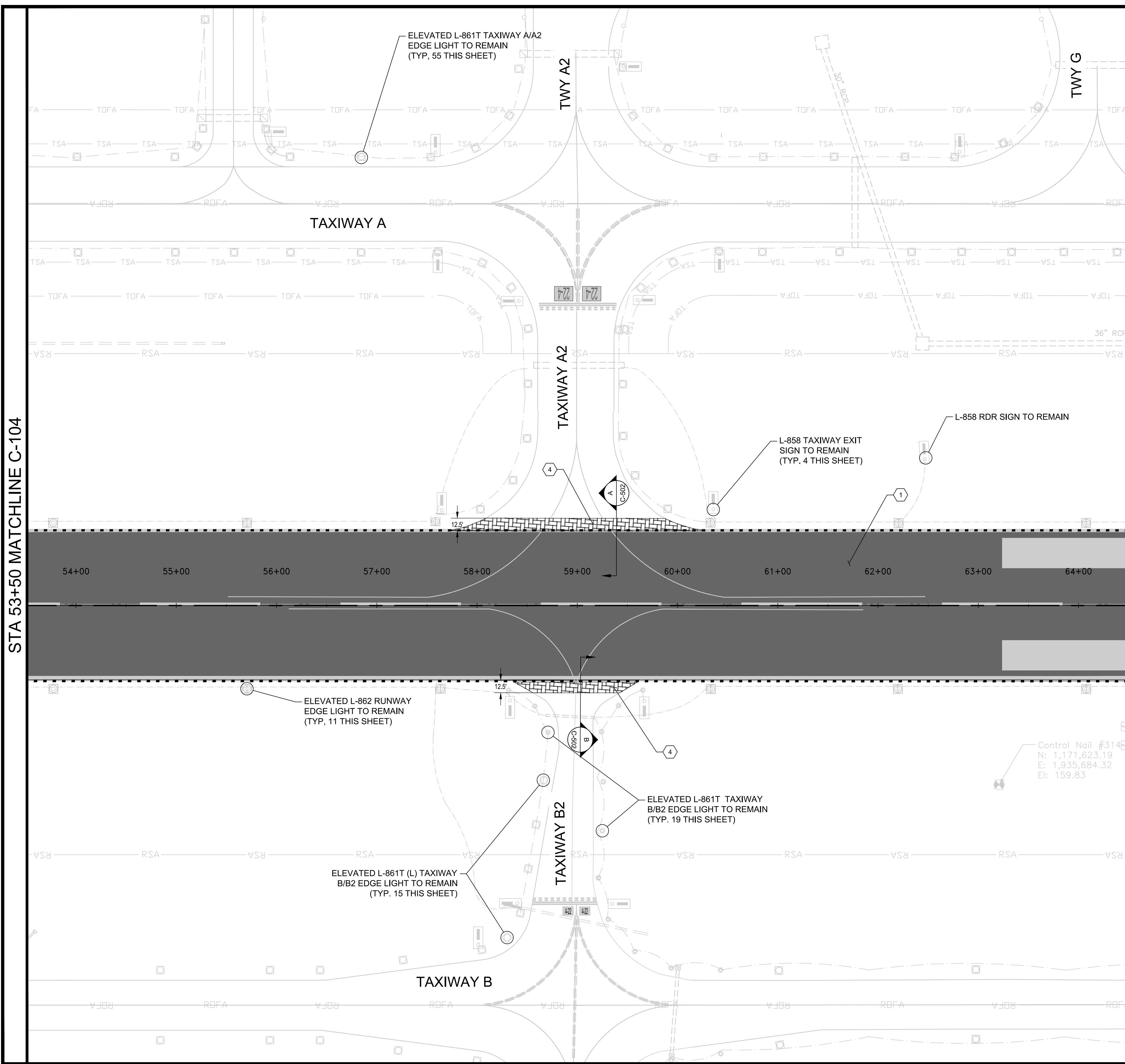
JOB NO.: 10006795

DESIGNED: CDD CHECKED: DWS  
DRAWN: JSH APPROVED: CDD  
SHEET NO. C-104 REV.



0 1/4 1 4

PLOT DATE: 3/27/2020 3:55 PM  
 FILE NAME: s:\16\110006795 runway 4-22 rehab design\DWG\C-101 Demolition Sheets\_1.dwg



ISSUED FOR BID  
 NOT FOR CONSTRUCTION

**KEYED NOTES**

- ① MILL TO 7" BELOW PROPOSED GRADE IN PREPARATION FOR FDR.
- ④ MILL TO 2.0" BELOW PROPOSED GRADE IN PREPARATION FOR OVERLAY. PRIOR TO OVERLAY, TACK COAT SHALL BE APPLIED TO MILLED P-603 SURFACES AT A RATE OF 0.06 TO 0.11 GAL/SY. PRIOR TO OVERLAY, TACK COAT SHALL BE APPLIED TO MILLED P-603 SURFACES AT RATE OF 0.06 TO 0.12 GAL/SY.

**GENERAL NOTES**

1. ALL ELECTRICAL DEMOLITION ITEMS CAN BE FOUND ON SHEET E-101.
2. ALL PAVEMENT OUTSIDE THE LIMITS OF REMOVAL ARE TO BE PROTECTED.
3. ALL DUCT BANKS ARE TO BE PROTECTED.
4. ALL DRAINAGE INFRASTRUCTURE IS TO BE PROTECTED AND SPECIFIED INLETS ARE TO HAVE INLET PROTECTION PLACED.



CLIENT: **TUSCALOOSA NATIONAL AIRPORT**  
 PROJECT: **RECONSTRUCT RUNWAY 4-22**  
 SHEET TITLE: **DEMOLITION - SHEET 5**

**SNC-LAVALIN** **ATKINS**  
Member of the SNC-Lavalin Group

CORPORATE OFFICE: 400 W. BOY SCOUTS BLVD. TAMPA, FL 33607  
 FBRP CERTIFICATE OF AUTHORIZATION NO. 24  
 WWW.ATKINSGLOBAL.COM

LOCAL OFFICE: 404 BNA DRIVE, STE 600 NASHVILLE, TN 37217  
 TEL: 615.369.0298 FAX: 615.369.0283

JOB NO.: 100066795  
 DESIGNED: CDD CHECKED: DWS  
 DRAWN: JSH APPROVED: CDD  
 SHEET NO. **C-105** REV.

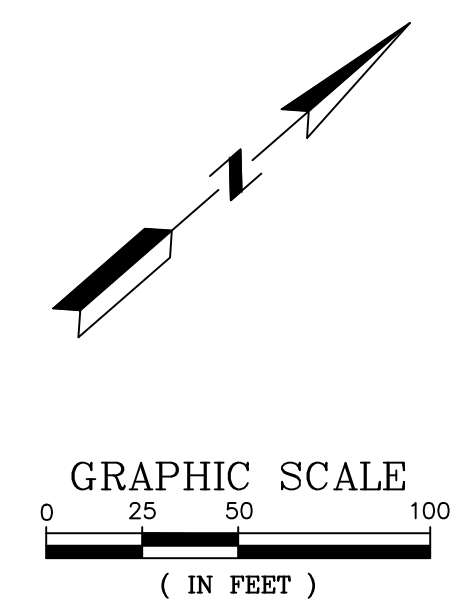
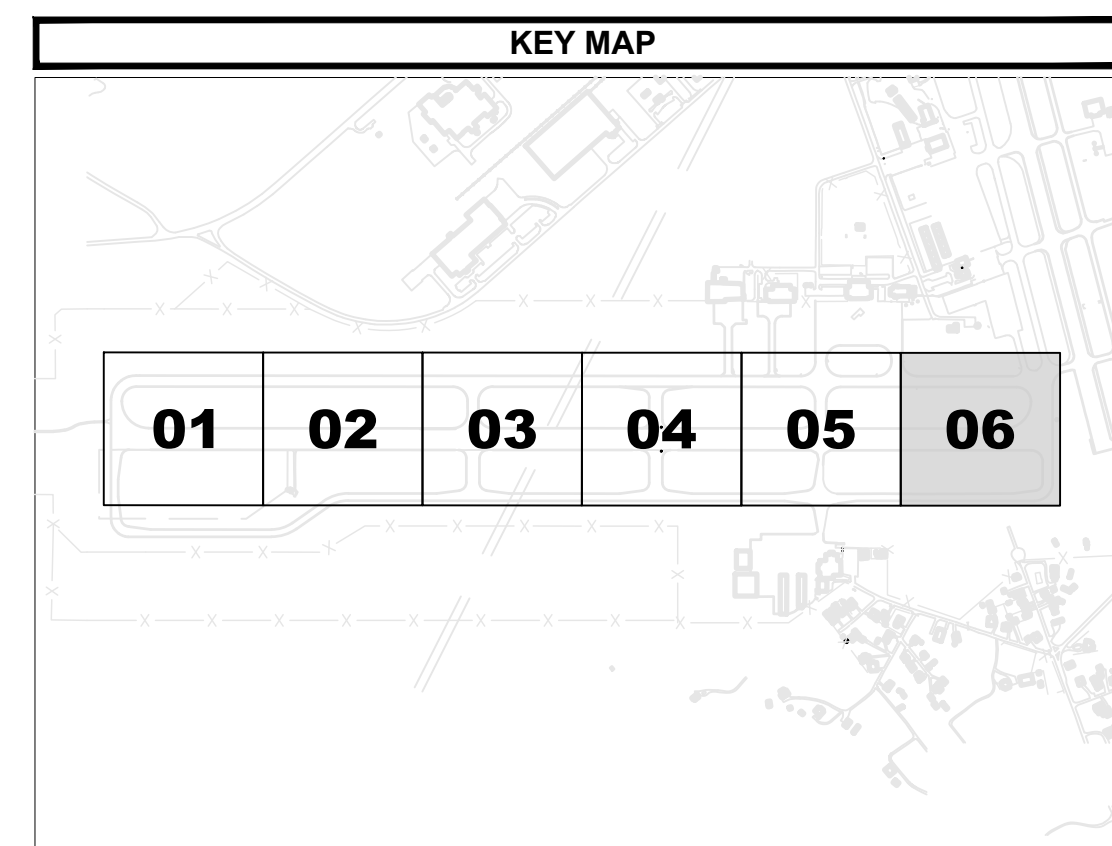
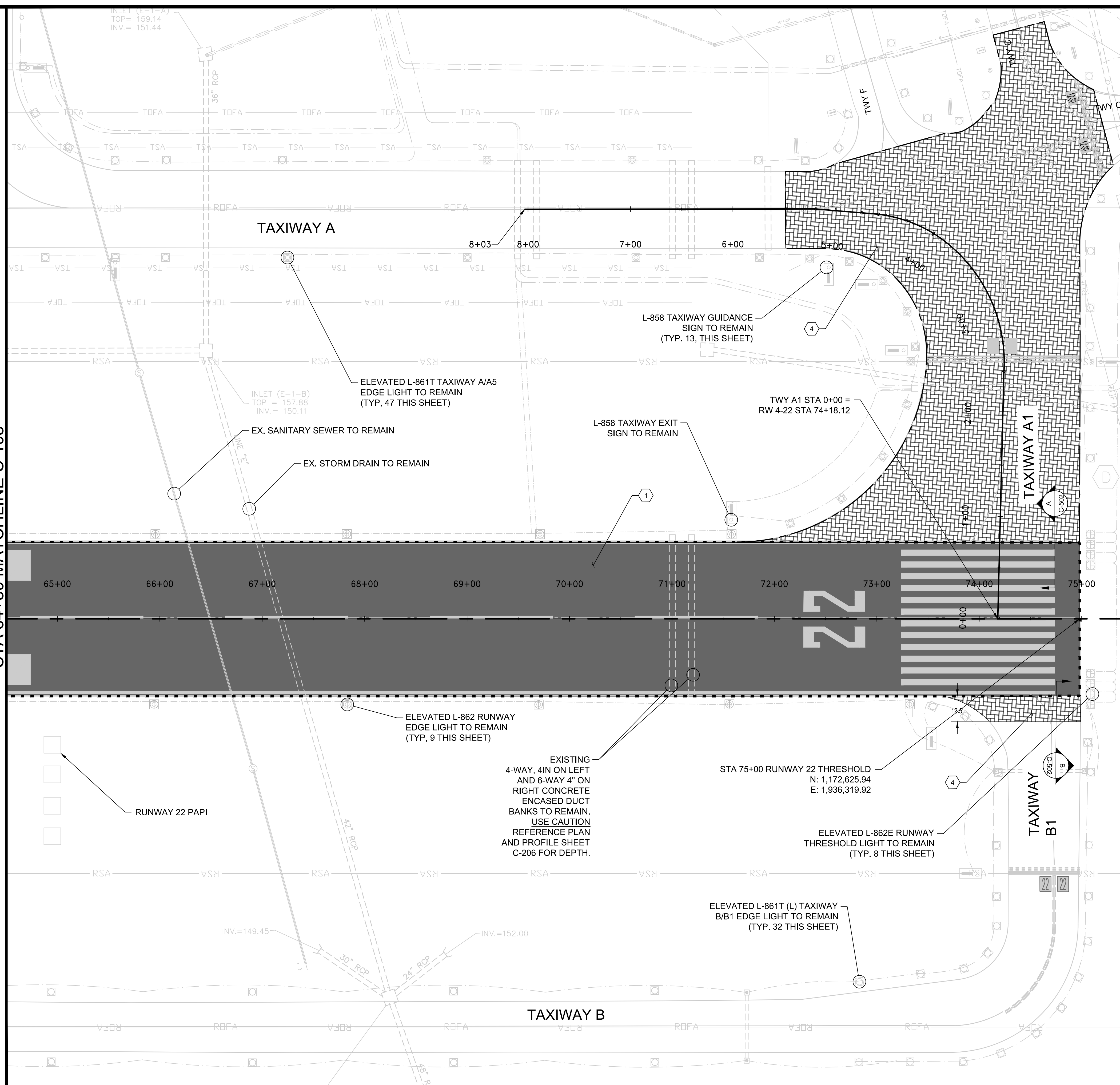
ISSUE NO.	DATE	ISSUED FOR	REV. NO.	DATE	DESC. OF REVISIONS
4	CDD 9/29/2020	ISSUED FOR BID			
3	CDD 2/27/2020	95% DESIGN REVIEW MEETING			
2	CDD 12/17/2019	60% DESIGN REVIEW MEETING			
1	CDD 10/16/2019	30% DESIGN REVIEW MEETING			



Inches  
0  
1/4  
1  
4

STA 64+50 MATCHLINE C-105

PLOT DATE: 3/27/2020 3:59 PM  
FILE NAME: s:\c:\11\1006795 runway 4-22 rehab design\DWG\C-101 Demolition Sheets\_1.dwg



**KEYED NOTES**

- ① MILL TO 7" BELOW PROPOSED GRADE IN PREPARATION FOR FDR.
- ④ MILL TO 2.0" BELOW PROPOSED GRADE IN PREPARATION FOR OVERLAY. PRIOR TO OVERLAY, TACK COAT SHALL BE APPLIED TO MILLED P-603 SURFACES AT A RATE OF 0.06 TO 0.12 GAL/SY.

**GENERAL NOTES**

1. ALL ELECTRICAL DEMOLITION ITEMS CAN BE FOUND ON SHEET E-101.
2. ALL PAVEMENT OUTSIDE THE LIMITS OF REMOVAL ARE TO BE PROTECTED.
3. ALL DUCT BANKS ARE TO BE PROTECTED.
4. ALL DRAINAGE INFRASTRUCTURE IS TO BE PROTECTED AND SPECIFIED INLETS ARE TO HAVE INLET PROTECTION PLACED.

NO.	DATE	ISSUED FOR	REV. NO.	DESC. OF REVISIONS
4	3/26/2020	ISSUED FOR BID		
3	2/27/2020	95% DESIGN REVIEW MEETING		
2	12/17/2019	60% DESIGN REVIEW MEETING		
1	10/16/2019	30% DESIGN REVIEW MEETING		

ISSUED FOR BID  
NOT FOR CONSTRUCTION

ALABAMA PROFESSIONAL ENGINEER  
3-29-2020  
C. J. CARSEN DUKAKIS

City of  
**TUSCALOOSA**  
INFRASTRUCTURE & PUBLIC SERVICES

CLIENT: **TUSCALOOSA NATIONAL AIRPORT**

PROJECT: **RECONSTRUCT RUNWAY 4-22**

SHEET TITLE: **DEMOLITION - SHEET 6**

**SNC-LAVALIN** **ATKINS**  
Member of the STV Group

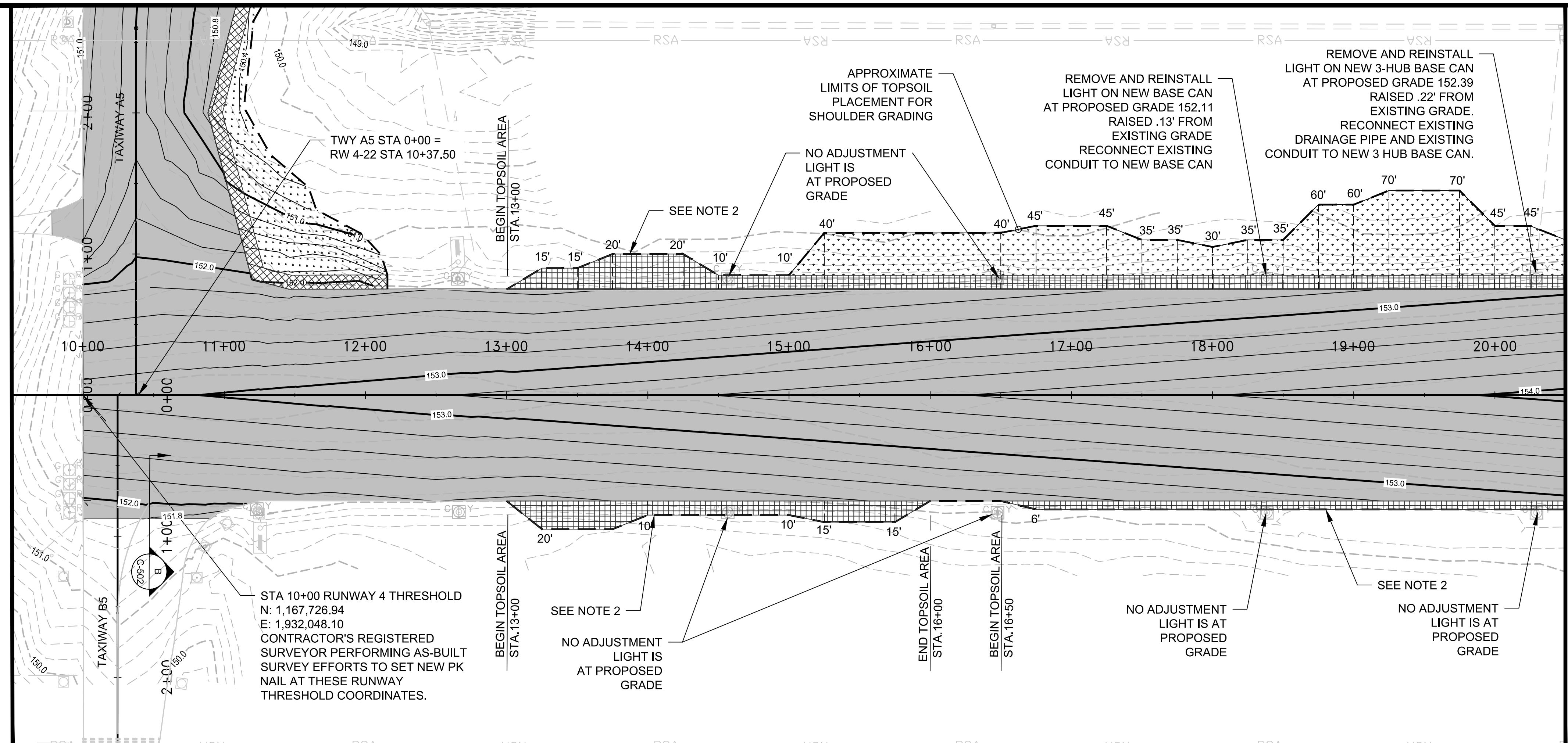
CORPORATE OFFICE: 400 W. BOY SCOUTS BLVD. TAMPA, FL 33607  
FBRP CERTIFICATE OF AUTHORIZATION NO. 24  
WWW.ATKINSGLOBAL.COM

LOCAL OFFICE: 404 BNA DRIVE, STE 600 NASHVILLE, TN 37217  
TEL: 615.369.6298 FAX: 615.369.0283

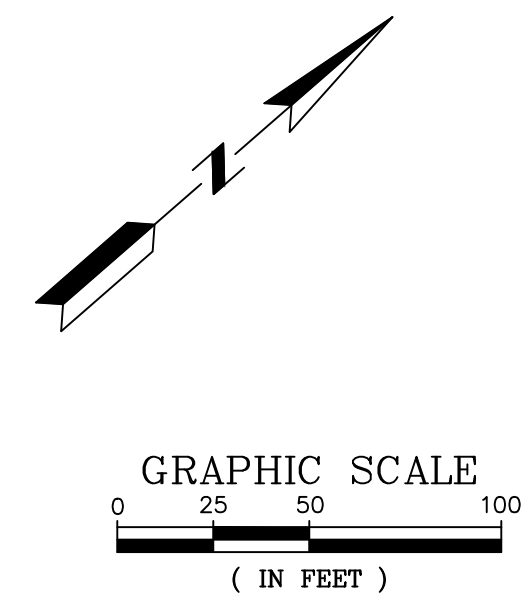
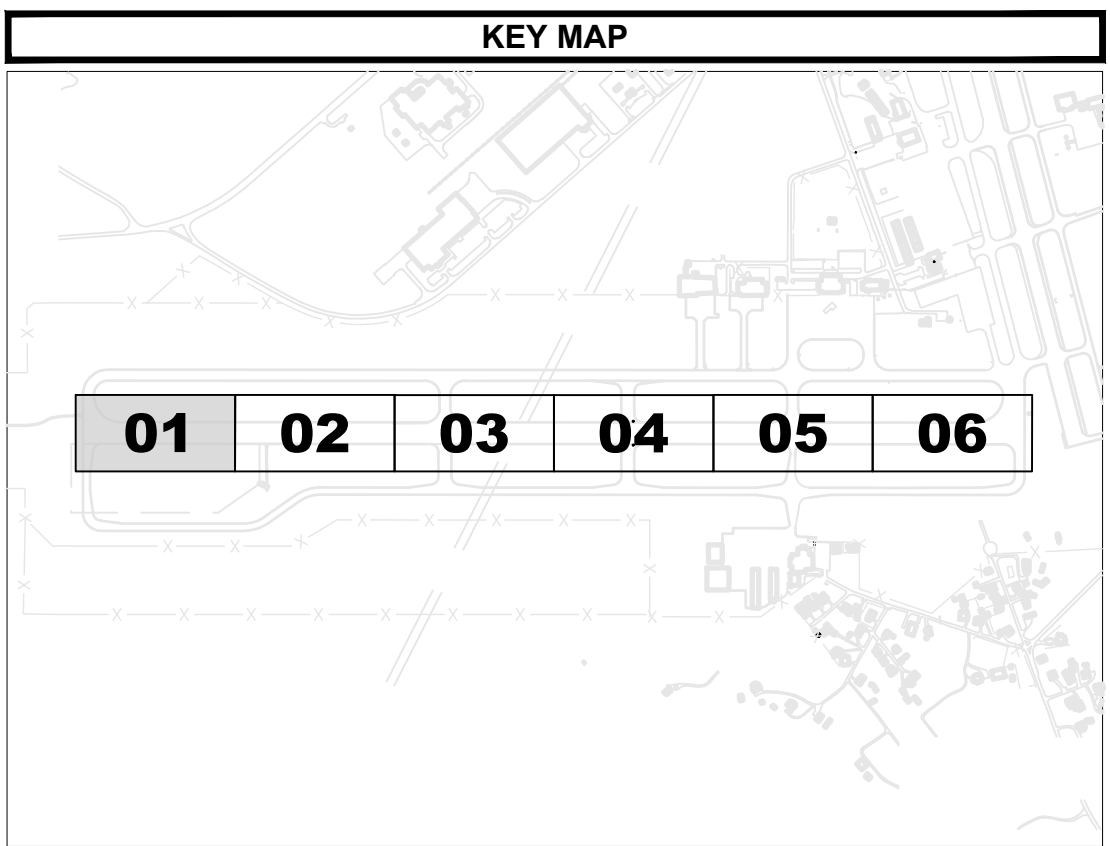
JOB NO.: 10006795  
DESIGNED: CDD CHECKED: DWS  
DRAWN: JSH APPROVED: CDD  
SHEET NO. **C-106**



Inches  
0  
1/2  
1  
4



STA 20+50 MATCHLINE C-202



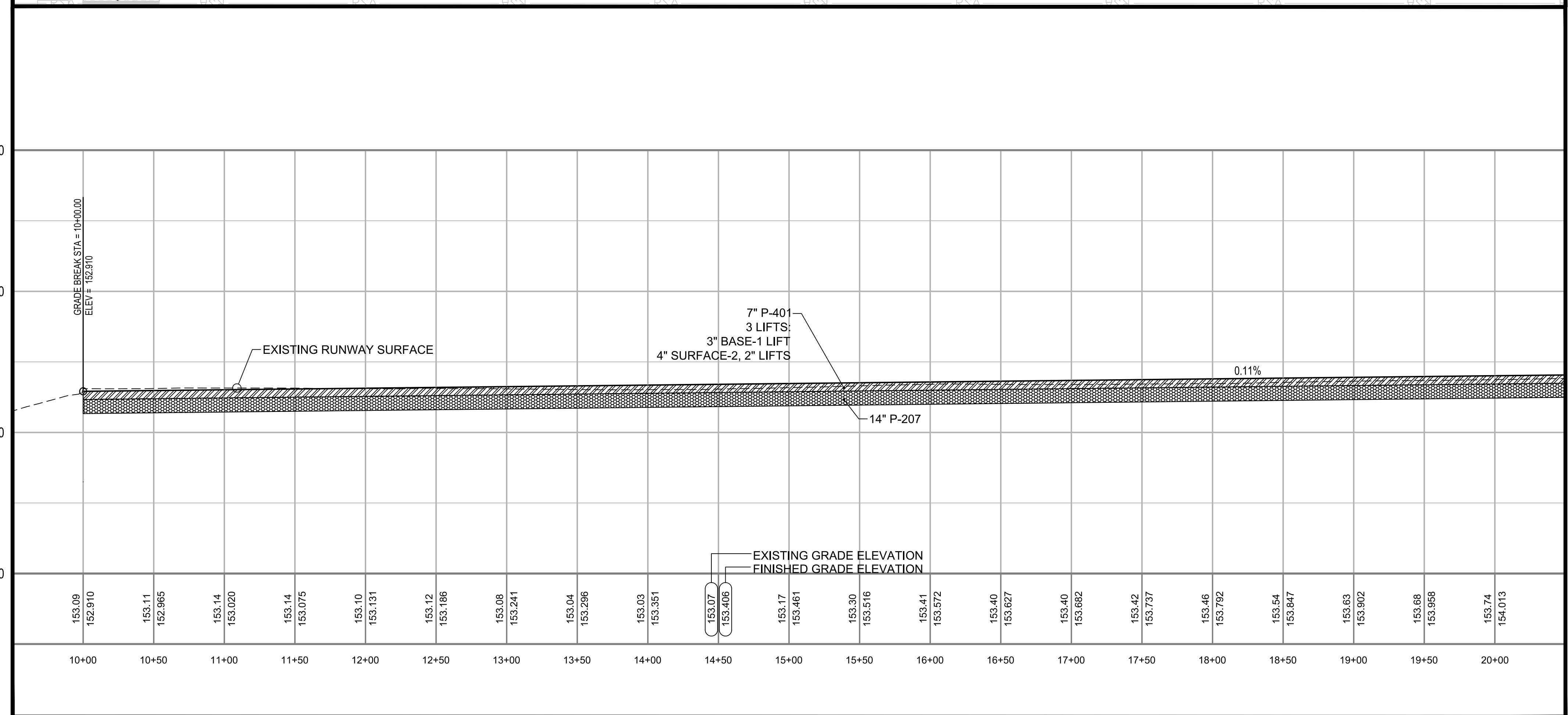
**GENERAL NOTES**

1. PAVEMENT ELEVATION PLANS ARE PROVIDED (C-400 SERIES) WITH A 50' LONGITUDINAL SPACING BY 25' LATERAL SPACING GRID ALONG THE RUNWAY.
2. SCARIFY AND APPLY TOPSOIL AND SOD TO ACHIEVE 1.5" EDGE DROP FROM PAVEMENT TO TURF, 5% MAX SHOULDER SLOPE WITHIN FIRST 10 FEET OF TURF SHOULDER, AND 3% MAXIMUM SAFETY AREA BEYOND.

**LEGEND**

- [Cross-hatched pattern] AREAS OF SOD
- [Dotted pattern] AREA OF SEEDING WITH MULCH

NOTE: ADDITIONAL AREAS OF PROPOSED SEEDING WITH MULCH ARE THE DISTURBED AREA RESULTING FROM THE RECONSTRUCTION OF TAXIWAY A5 SHOWN ON SHEET C-210 AND THE TOPSOIL STOCKPILE AREA SHOWN ON SHEET C-419.



PLOT DATE: 3/27/2020 4:04 PM  
FILE NAME: s:\0-TCL\10006795 runway 4-22 rehab design\DWG\C-201 Runway Plan & Profile Sheets.dwg

ISSUED FOR	DATE	REV. APPR.	DATE	DESC. OF REVISIONS
ISSUED FOR BID				
4 CDD	3/29/2020			
3 CDD	2/27/2020			95% DESIGN REVIEW MEETING
2 CDD	12/17/2019			60% DESIGN REVIEW MEETING
1 CDD	10/16/2019			30% DESIGN REVIEW MEETING

ISSUED FOR BID  
NOT FOR CONSTRUCTION

**TUSCALOOSA NATIONAL AIRPORT**

**RECONSTRUCT RUNWAY 4-22**

**RUNWAY PLAN & PROFILE - SHEET 1**

---

CLIENT: **SNC-LAVALIN**

PROJECT: **ATKINS**

SHEET TITLE: **C-201**

JOB NO.: 10006795  
DESIGNED: CDD CHECKED: DWS  
DRAWN: JSH APPROVED: CDD  
SHEET NO. C-201

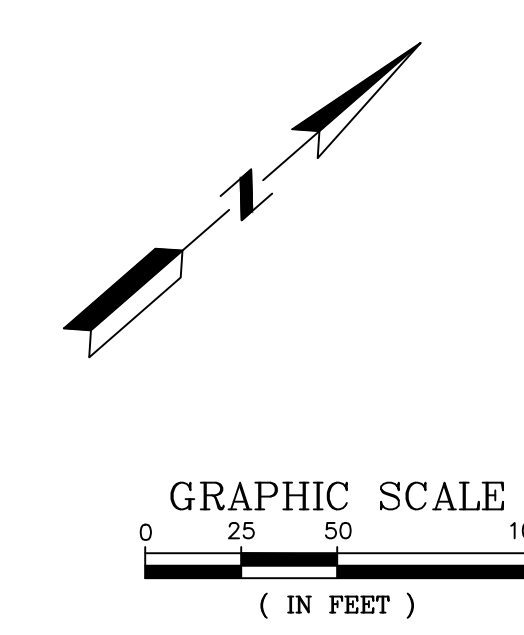
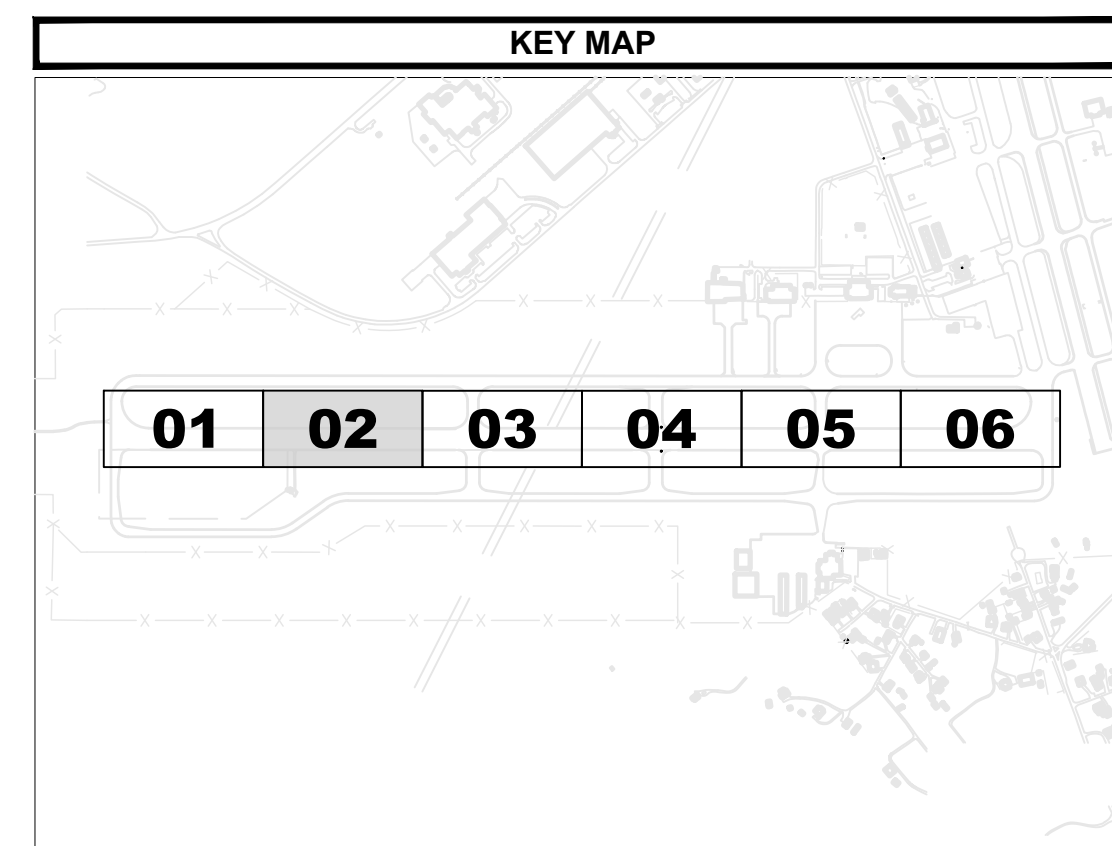

CORPORATE OFFICE:  
400 W. BOY SCOUT BLVD.  
TAMPA, FL 33607  
FPIR CERTIFICATE OF  
AUTHORIZATION NO.24  
WWW.ATKINSGLOBAL.COM
LOCAL OFFICE:  
404 BNA DRIVE, STE 000  
NASHVILLE, TN 37217  
TEL: 615.989.0288  
FAX: 615.999.0283



Inches  
0  
1/4  
1  
4

STA 20+50 MATCHLINE C-201

STA 31+50 MATCHLINE C-203



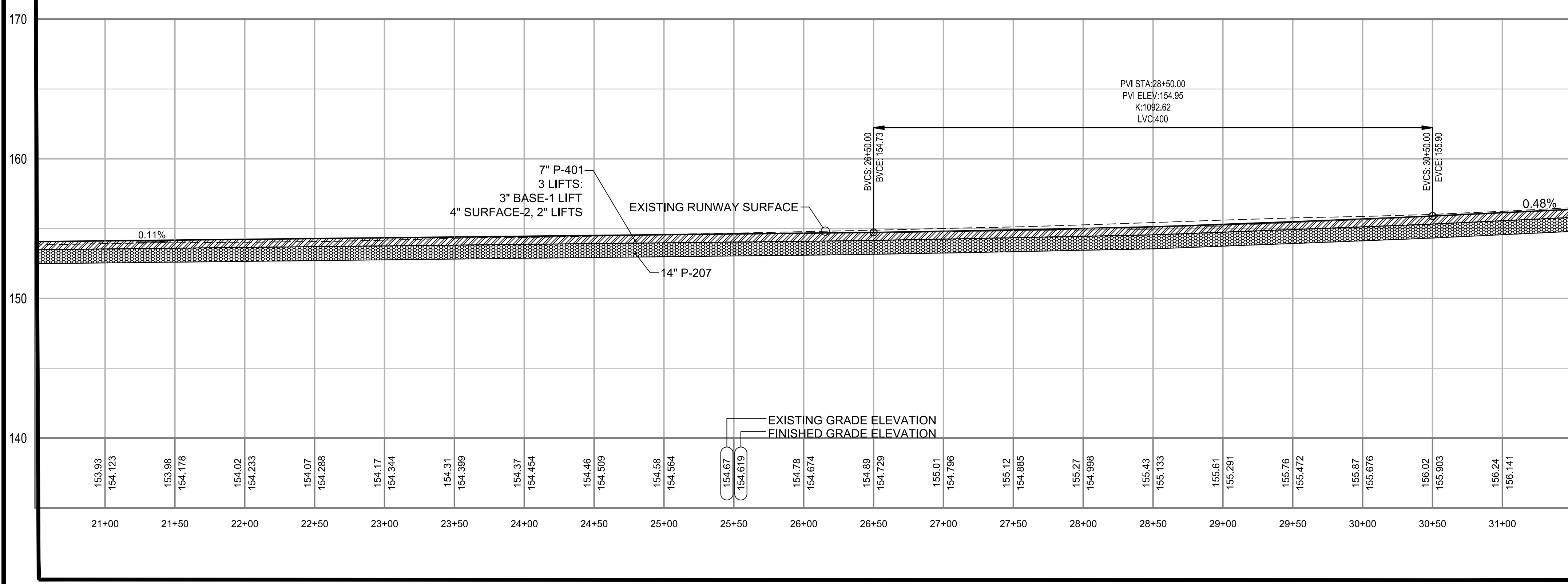
**GENERAL NOTES**

- PAVEMENT ELEVATION PLANS ARE PROVIDED (C-400 SERIES) WITH A 50' LONGITUDINAL SPACING BY 25' LATERAL SPACING GRID ALONG THE RUNWAY.
- SCARIFY AND APPLY TOPSOIL AND SOD TO ACHIEVE 1.5' EDGE DROP FROM PAVEMENT TO TURF, 5% MAX SHOULDER SLOPE WITHIN FIRST 10 FEET OF TURF SHOULDER, AND 3% MAXIMUM SAFETY AREA BEYOND.

**LEGEND**

- AREAS OF SOD
- AREA OF SEEDING WITH MULCH

NOTE: ADDITIONAL AREAS OF PROPOSED SEEDING WITH MULCH ARE THE DISTURBED AREA RESULTING FROM THE RECONSTRUCTION OF TAXIWAY A5 SHOWN ON SHEET C-210 AND THE TOPSOIL STOCKPILE AREA SHOWN ON SHEET C-419.



NO.	DATE	ISSUED FOR	REV. BY	DESC. OF REVISIONS
4	9/29/2020	ISSUED FOR BID		
3	2/27/2020	95% DESIGN REVIEW MEETING		
2	12/17/2019	60% DESIGN REVIEW MEETING		
1	10/16/2019	30% DESIGN REVIEW MEETING		

ISSUED FOR BID  
NOT FOR CONSTRUCTION

ALABAMA PROFESSIONAL ENGINEER  
3-29-2020  
C. CLAREN DUKAKIS

**TUSCALOOSA**  
INFRASTRUCTURE & PUBLIC SERVICES

CLIENT: **TUSCALOOSA NATIONAL AIRPORT**

PROJECT: **RECONSTRUCT RUNWAY 4-22**

SHEET TITLE: **RUNWAY PLAN & PROFILE - SHEET 2**

**SNC-LAVALIN** **ATKINS**

JOB NO.: 100066795

DESIGNED: CDD CHECKED: DWS

DRAWN: JSH APPROVED: CDD

SHEET NO. **C-202**

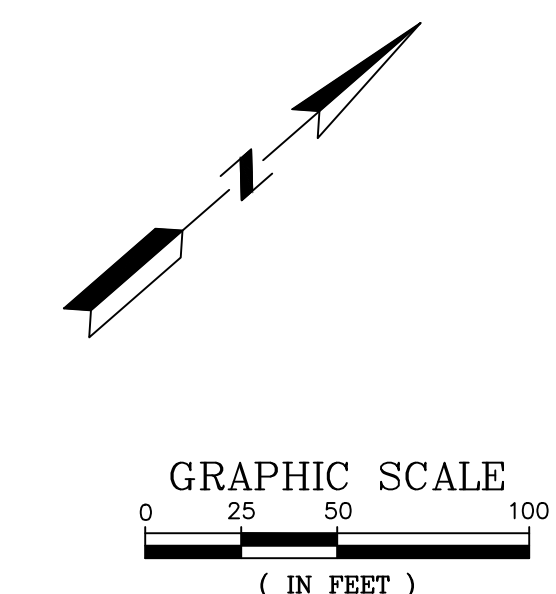
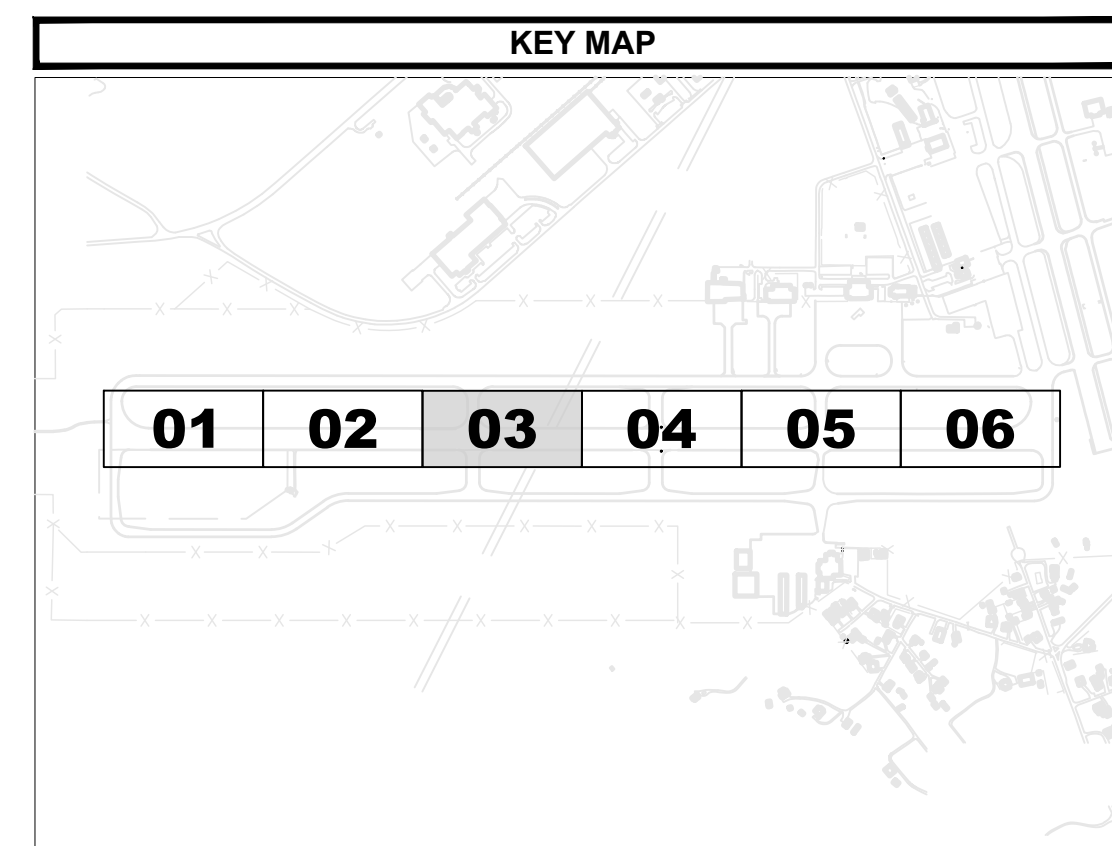
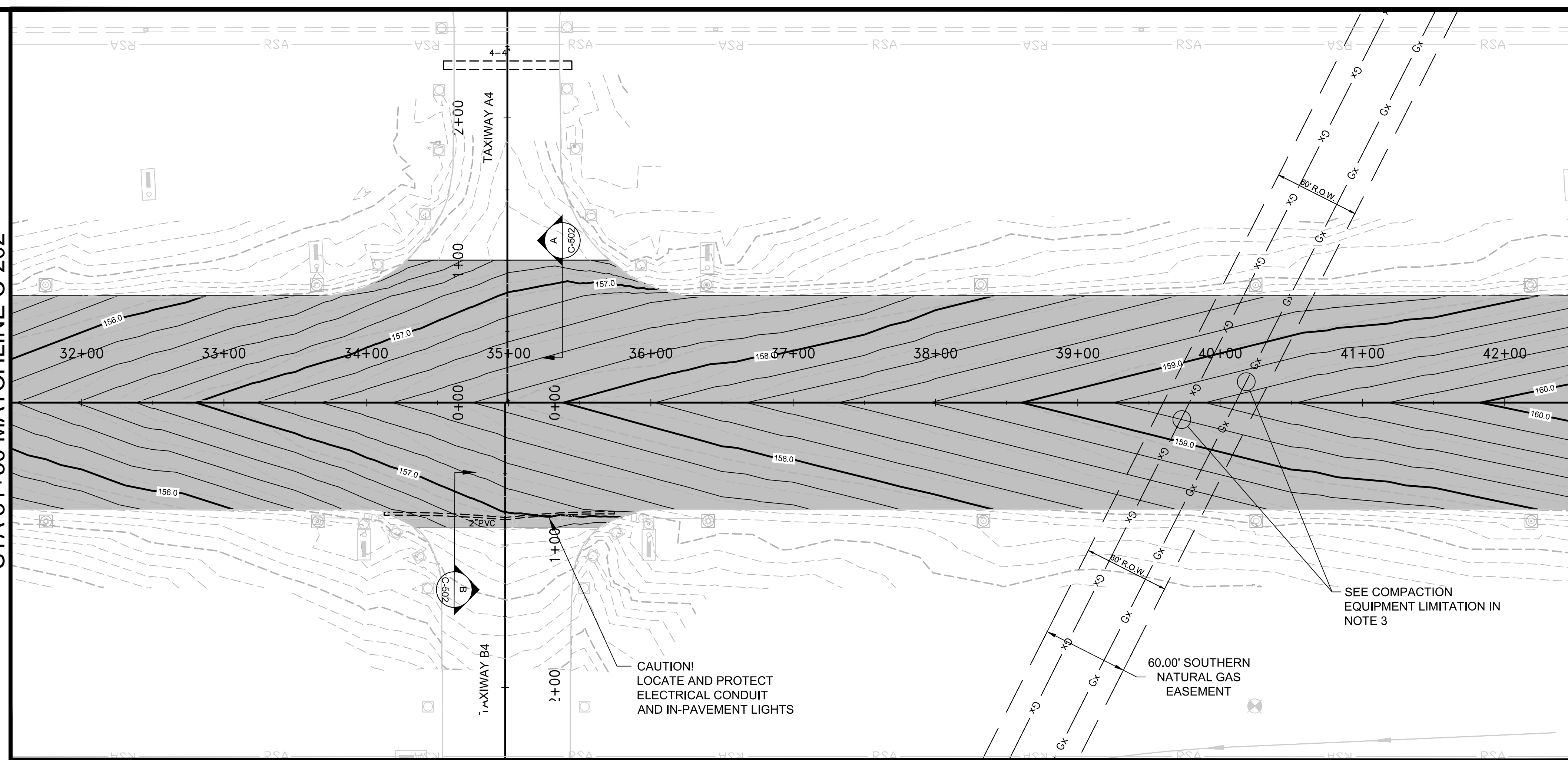
PLOT DATE: 9/27/2020 4:05 PM  
FILE NAME: s:\161110006795 runway 4-22 rehab design\DWG\C-201 Runway Plan & Profile Sheets.dwg



0 1/4 1 2 4  
Inches

STA 31+50 MATCHLINE C-202

STA 42+50 MATCHLINE C-204



**GENERAL NOTES**

- PAVEMENT ELEVATION PLANS ARE PROVIDED (C-400 SERIES) WITH A 50' LONGITUDINAL SPACING BY 25' LATERAL SPACING GRID ALONG THE RUNWAY.
- 48 HOURS NOTICE SHALL BE PROVIDED PRIOR TO BEGINNING WORK ON NATURAL GAS EASEMENT AREA. CONTACT SNG LINE PATROLLER FOR TUSCALOOSA COUNTY BY CALLING (205) 361-0010.
- WITHIN 10 FEET OF NATURAL GAS PIPELINES, VIBRATORY ROLLER OPERATIONS SHALL BE CLOSELY MONITORED. THE VIBRATION SHALL BE LIMITED TO A MAXIMUM ALLOWABLE CENTRIFUGAL FORCE OF 50,000 LBS. IN THESE AREAS.

ISSUED FOR BID  
NOT FOR CONSTRUCTION

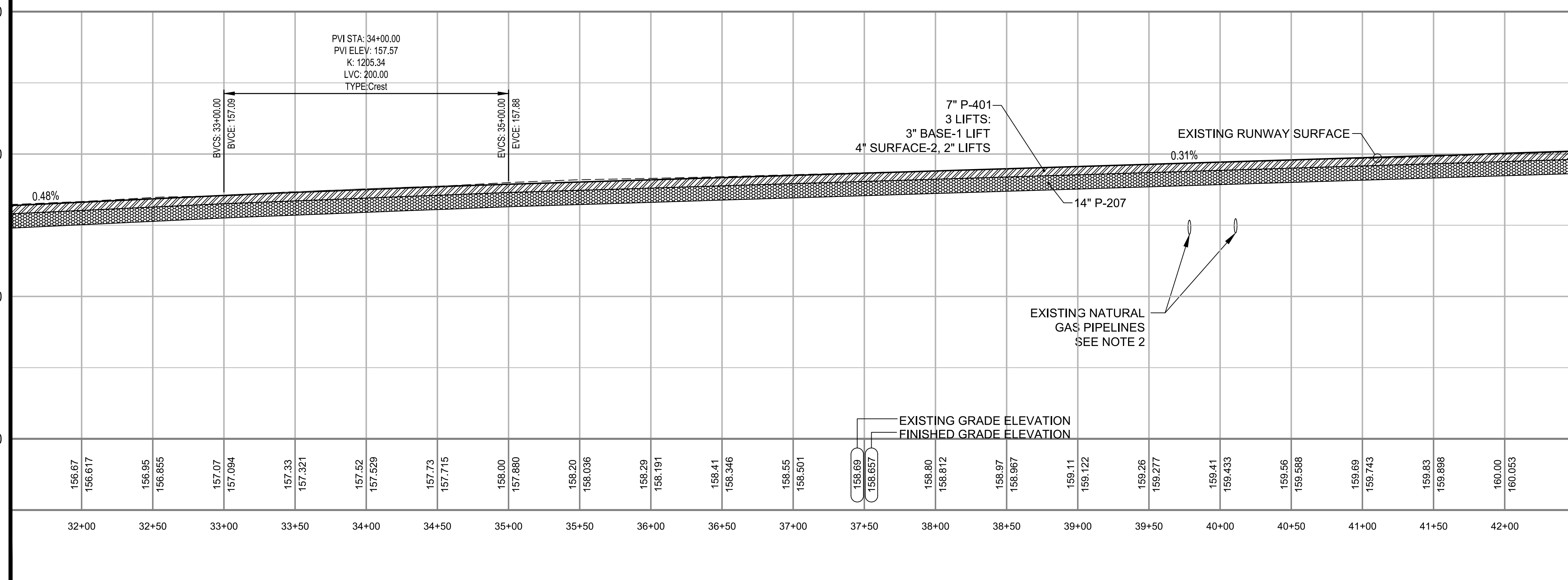
**TUSCALOOSA NATIONAL AIRPORT**  
RECONSTRUCT RUNWAY 4-22  
RUNWAY PLAN & PROFILE - SHEET 3

CLIENT: **TUSCALOOSA NATIONAL AIRPORT**  
PROJECT: **RECONSTRUCT RUNWAY 4-22**  
SHEET TITLE: **RUNWAY PLAN & PROFILE - SHEET 3**

**SNC-LAVALIN** **ATKINS**  
CORPORATE OFFICE: 400 W. BOY SCOUTS BLVD. TAMPA, FL 33607  
FBRP CERTIFICATE OF AUTHORIZATION NO. 24  
WWW.ATKINSGLOBAL.COM

LOCAL OFFICE: 404 BNA DRIVE, STE 600 NASHVILLE, TN 37217  
TEL: 615.399.6288 FAX: 615.399.0283

JOB NO.: 100066795  
DESIGNED: CDD CHECKED: DWS  
DRAWN: JSH APPROVED: CDD  
SHEET NO. **C-203**



PLOT DATE: 3/27/2020 4:07 PM  
FILE NAME: s:\c:\1100066795 runway 4-22 rehab design\DWG\C-201 Runway Plan & Profile Sheets.dwg

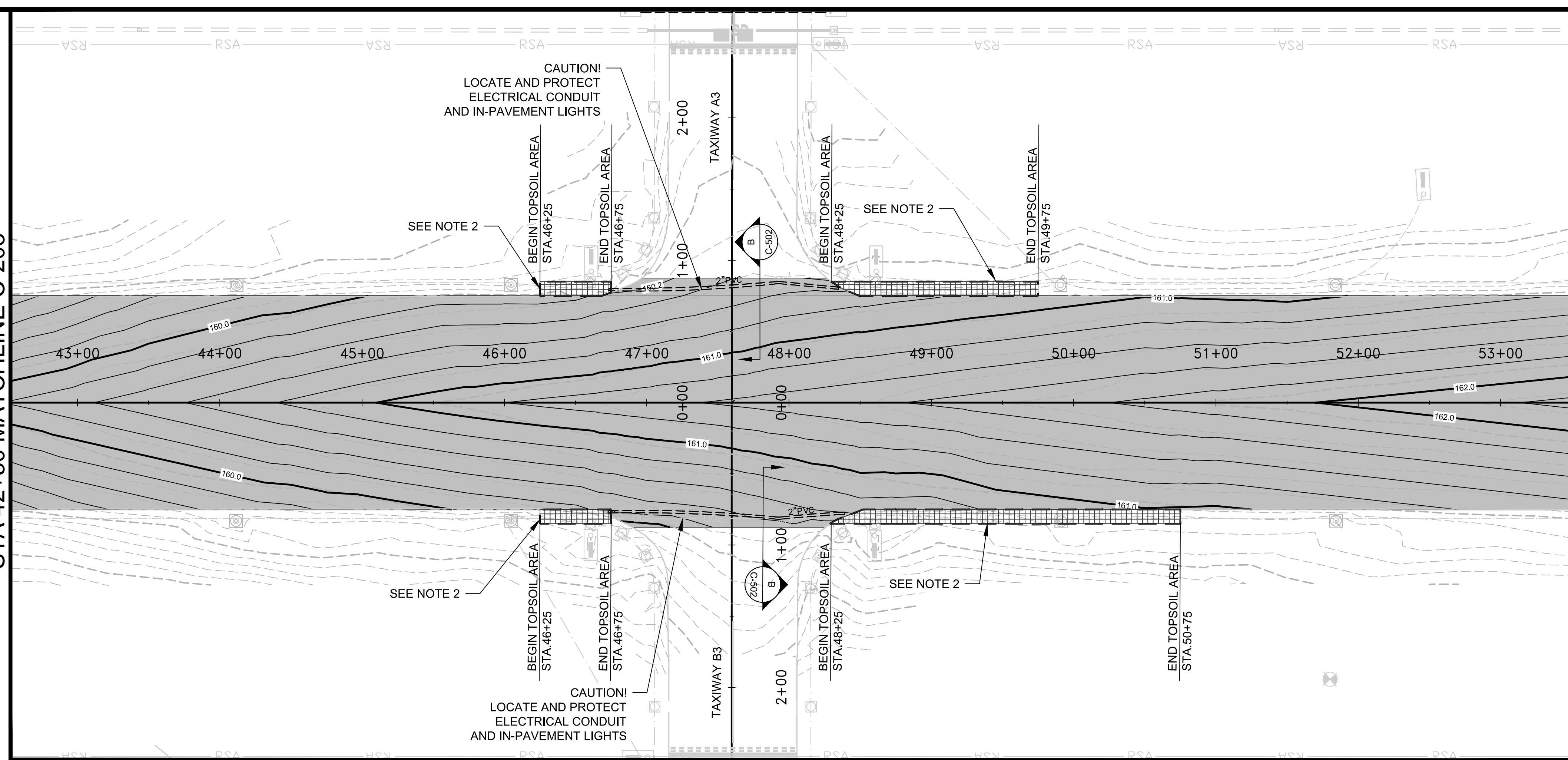
ISSUED FOR	DATE	REV. NO.	BY	DESC. OF REVISIONS
4	CDD 9/29/2020			ISSUED FOR BID
3	CDD 2/27/2020			95% DESIGN REVIEW MEETING
2	CDD 12/17/2019			60% DESIGN REVIEW MEETING
1	CDD 10/16/2019			30% DESIGN REVIEW MEETING



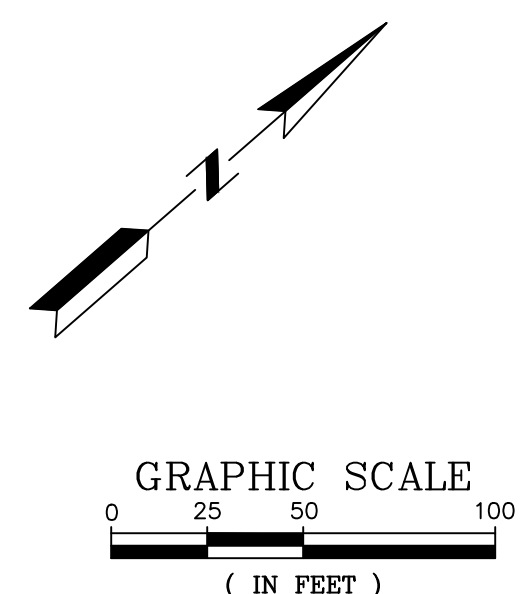
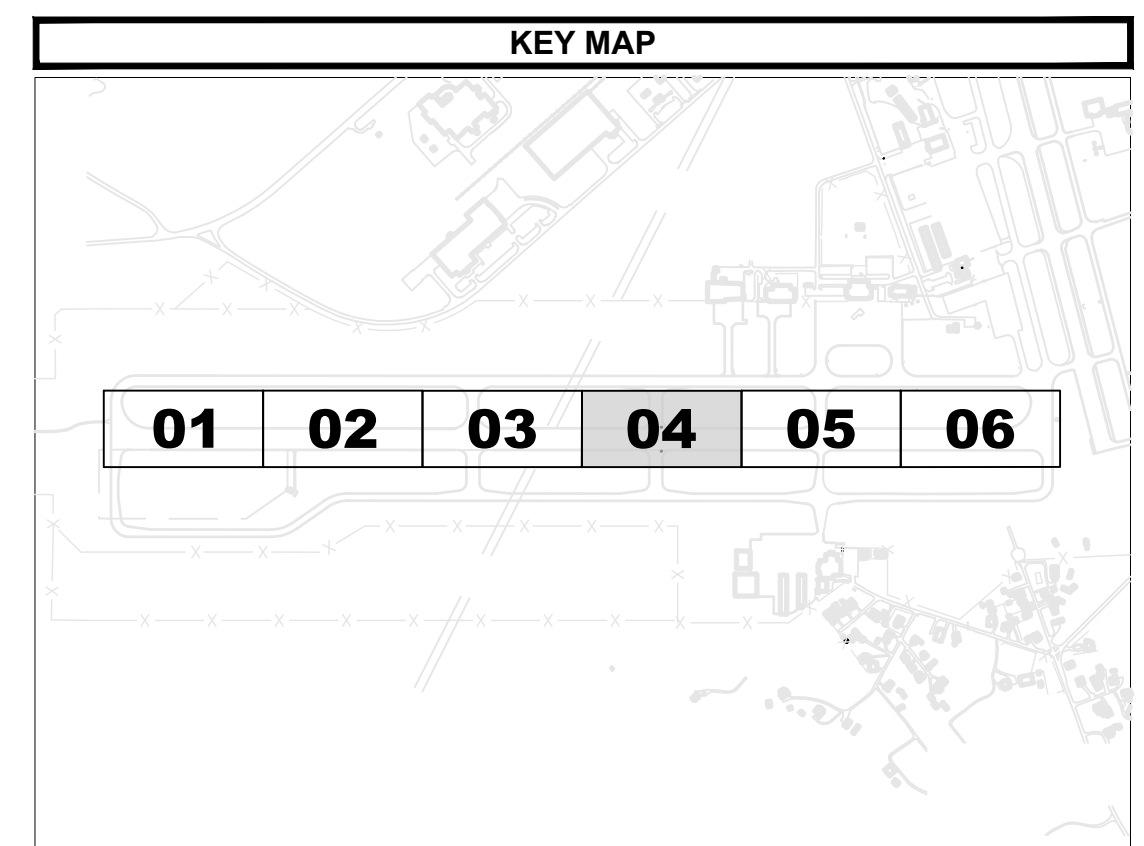


Inches  
0  
1/4  
1  
4

STA 42+50 MATCHLINE C-203



STA 53+50 MATCHLINE C-205



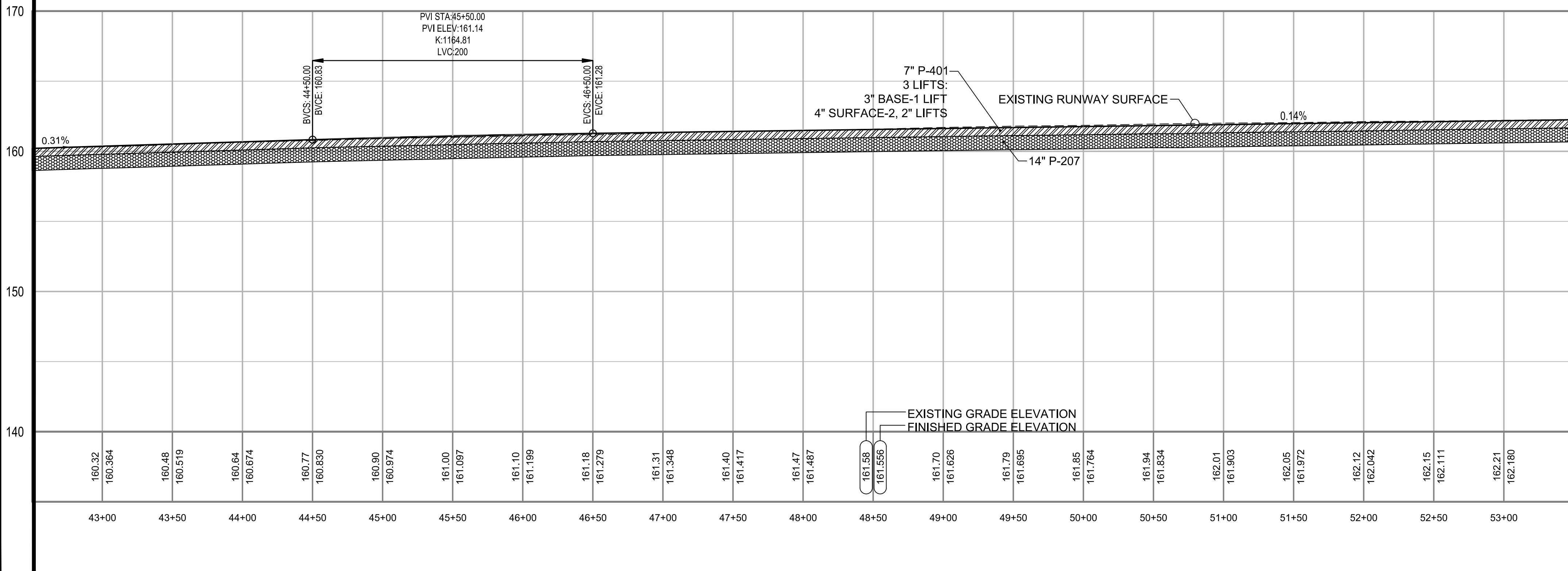
**GENERAL NOTES**

- PAVEMENT ELEVATION PLANS ARE PROVIDED (C-400 SERIES) WITH A 50' LONGITUDINAL SPACING BY 25' LATERAL SPACING GRID ALONG THE RUNWAY.
- SCARIFY AND APPLY TOPSOIL AND SOD TO ACHIEVE 1.5" EDGE DROP FROM PAVEMENT TO TURF, 5% MAX SHOULDER SLOPE WITHIN FIRST 10 FEET OF TURF SHOULDER, AND 3% MAXIMUM SAFETY AREA BEYOND.

**LEGEND**

- AREAS OF SOD
- AREA OF SEEDING WITH MULCH

NOTE: ADDITIONAL AREAS OF PROPOSED SEEDING WITH MULCH ARE THE DISTURBED AREA RESULTING FROM THE RECONSTRUCTION OF TAXIWAY A5 SHOWN ON SHEET C-210 AND THE TOPSOIL STOCKPILE AREA SHOWN ON SHEET C-419.



PLOT DATE: 3/27/2020 4:08 PM  
FILE NAME: s:\16110006795 runway 4-22 rehab design\DWG\C-201 Runway Plan & Profile Sheets.dwg

NO.	BY	DATE	ISSUED FOR	DESC. OF REVISIONS
4	CDD	9/29/2020	ISSUED FOR BID	
3	CDD	2/27/2020	95% DESIGN REVIEW MEETING	
2	CDD	12/17/2019	60% DESIGN REVIEW MEETING	
1	CDD	10/16/2019	30% DESIGN REVIEW MEETING	



ISSUED FOR BID  
NOT FOR CONSTRUCTION



CLIENT: **TUSCALOOSA NATIONAL AIRPORT**  
PROJECT: **RECONSTRUCT RUNWAY 4-22**  
SHEET TITLE: **RUNWAY PLAN & PROFILE - SHEET 4**

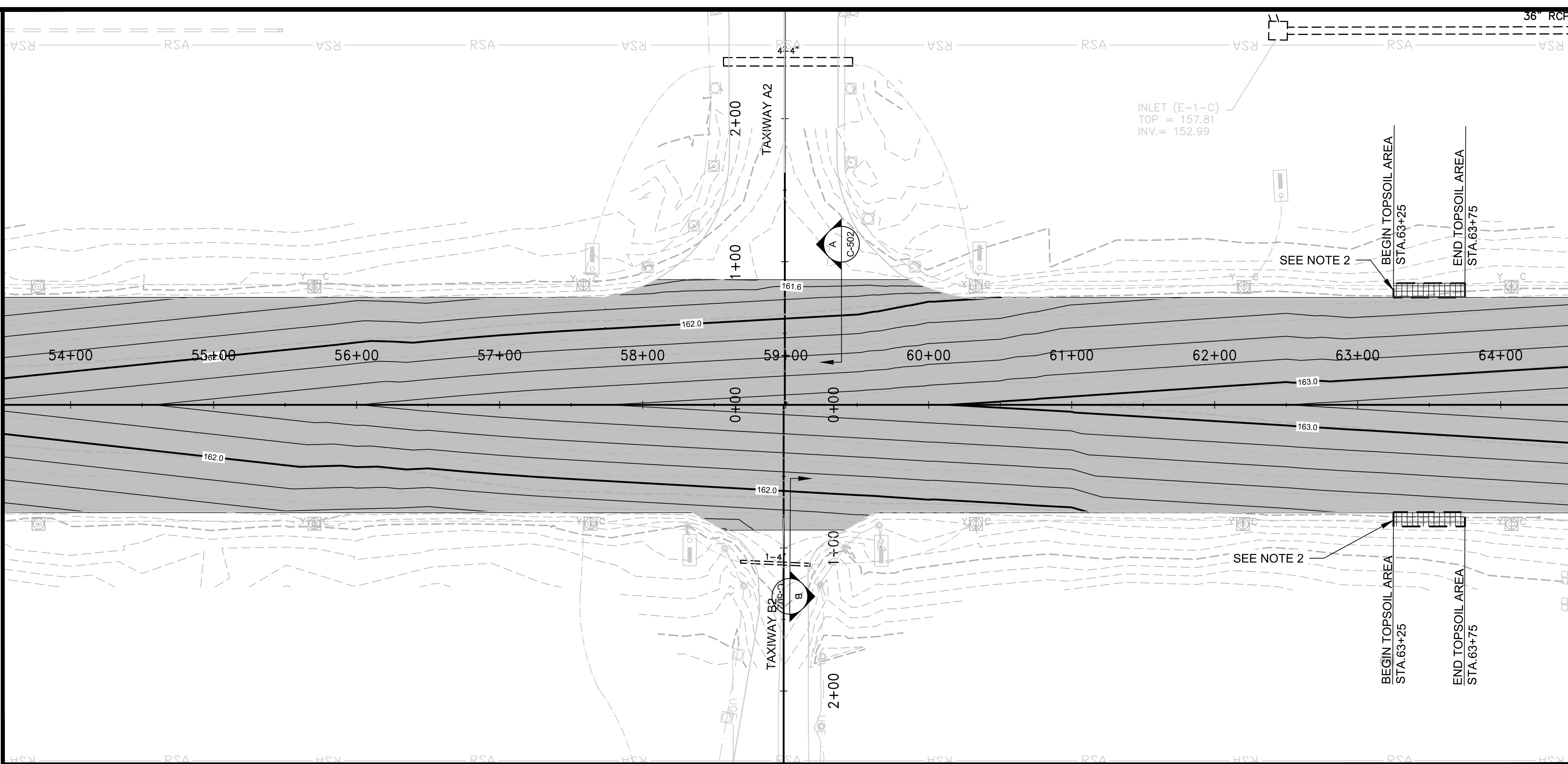
**SNC-LAVALIN** **ATKINS**  
CORPORATE OFFICE: 400 W. BOY SCOUTS BLVD. TAMPA, FL 33607  
LOCAL OFFICE: 404 BNA DRIVE, STE 600 NASHVILLE, TN 37217  
FBR CERTIFICATE OF AUTHORIZATION NO. 24  
WWW.ATKINSGLOBAL.COM

JOB NO.: 10006795  
DESIGNED: CDD CHECKED: DWS  
DRAWN: JSH APPROVED: CDD  
SHEET NO. **C-204**

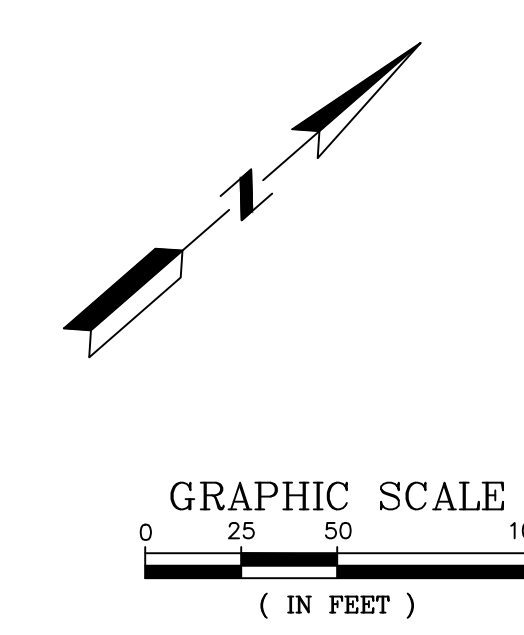
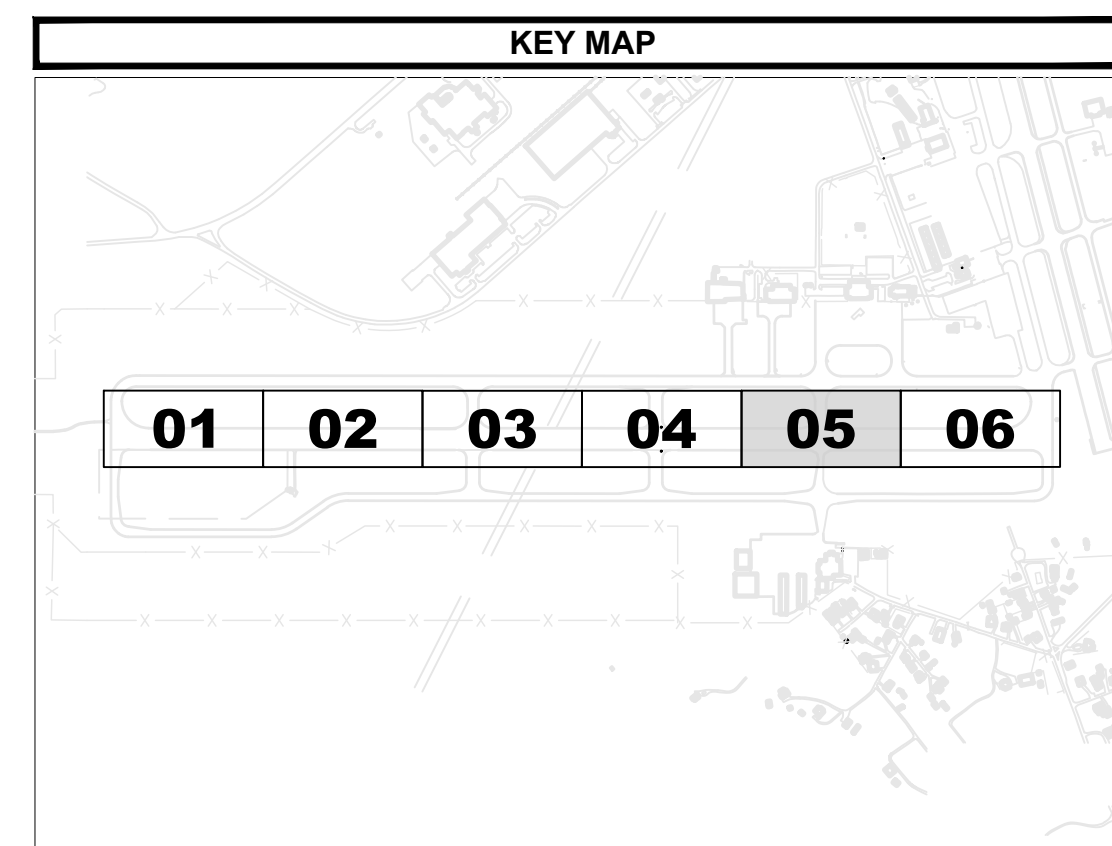


0  
1  
2  
3  
4  
Inches

STA 53+50 MATCHLINE C-204



STA 64+50 MATCHLINE C-206



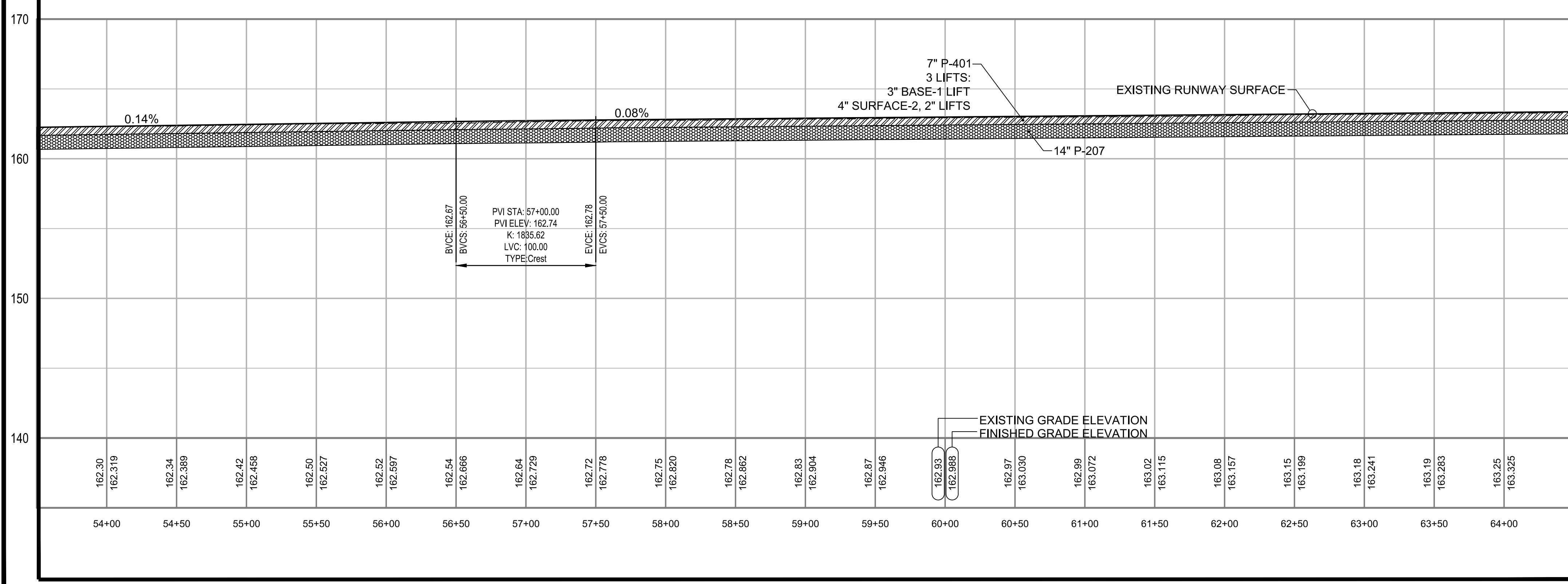
**GENERAL NOTES**

- PAVEMENT ELEVATION PLANS ARE PROVIDED (C-400 SERIES) WITH A 50' LONGITUDINAL SPACING BY 25' LATERAL SPACING GRID ALONG THE RUNWAY.
- SCARIFY AND APPLY TOPSOIL AND SOD TO ACHIEVE 1.5" EDGE DROP FROM PAVEMENT TO TURF, 5% MAX SHOULDER SLOPE WITHIN FIRST 10 FEET OF TURF SHOULDER, AND 3% MAXIMUM SAFETY AREA BEYOND.

**LEGEND**

- AREAS OF SOD
- AREA OF SEEDING WITH MULCH

NOTE: ADDITIONAL AREAS OF PROPOSED SEEDING WITH MULCH ARE THE DISTURBED AREA RESULTING FROM THE RECONSTRUCTION OF TAXIWAY A5 SHOWN ON SHEET C-210 AND THE TOPSOIL STOCKPILE AREA SHOWN ON SHEET C-419.



PLOT DATE: 3/27/2020 4:16 PM  
FILE NAME: s:\161110006795 runway 4-22 rehab design\DWG\C-201 Runway Plan & Profile Sheets.dwg

NO.	DATE	ISSUED FOR	REV.	BY	DATE	DESC. OF REVISIONS
4	9/29/2020	ISSUED FOR BID				
3	2/27/2020	95% DESIGN REVIEW MEETING				
2	12/17/2019	60% DESIGN REVIEW MEETING				
1	10/16/2019	30% DESIGN REVIEW MEETING				

ISSUED FOR BID  
NOT FOR CONSTRUCTION

ALABAMA PROFESSIONAL ENGINEER  
C. J. CLARKE, DUKAKIS  
3-29-2020

City of TUSCALOOSA  
INFRASTRUCTURE & PUBLIC SERVICES

CLIENT: TUSCALOOSA NATIONAL AIRPORT  
PROJECT: RECONSTRUCT RUNWAY 4-22  
SHEET TITLE: RUNWAY PLAN & PROFILE - SHEET 5

SNC-LAVALIN  
ATKINS  
Member of the STV Group

CORPORATE OFFICE: 400 W. BOY SCOUTS BLVD. TAMPA, FL 33607  
FBRP CERTIFICATE OF AUTHORIZATION NO. 24  
WWW.ATKINSGLOBAL.COM

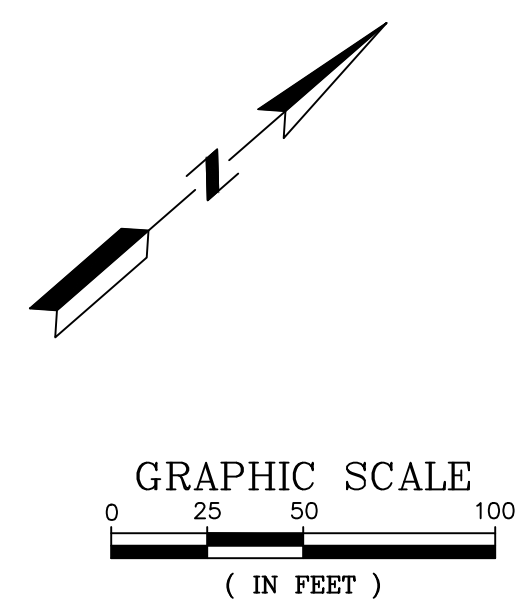
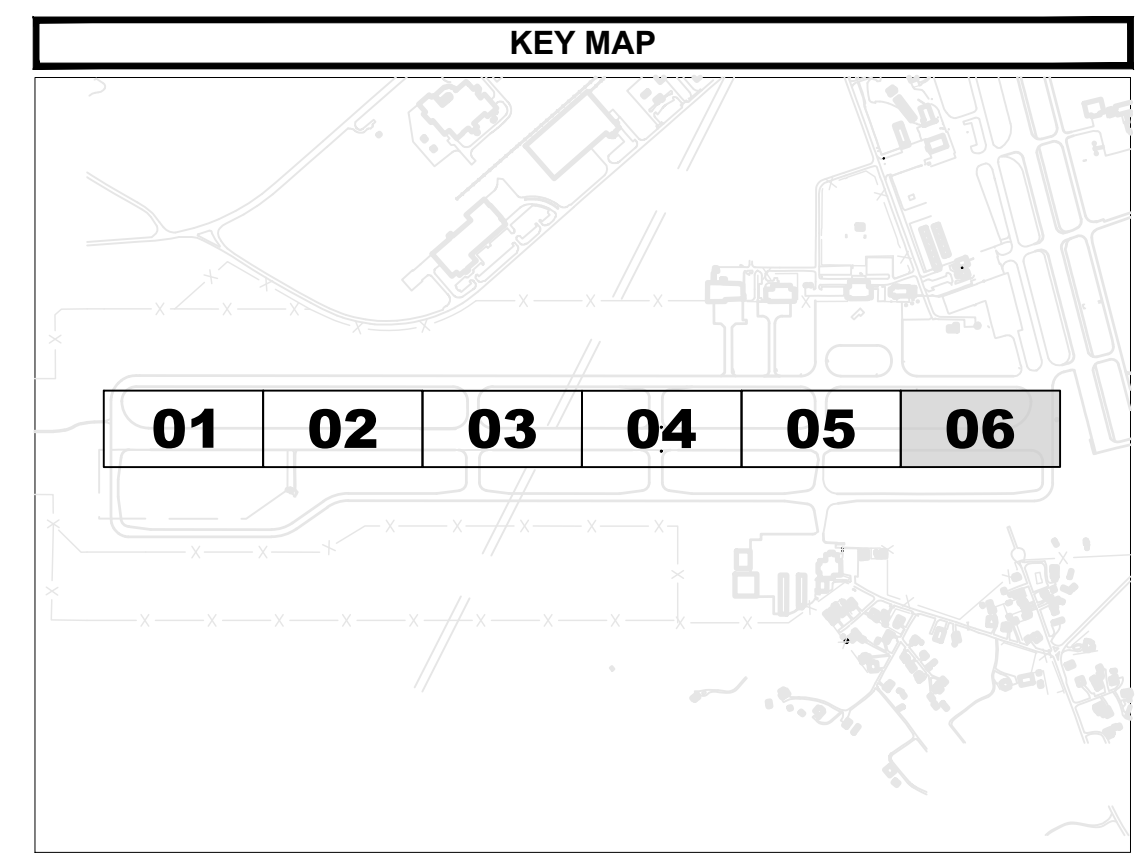
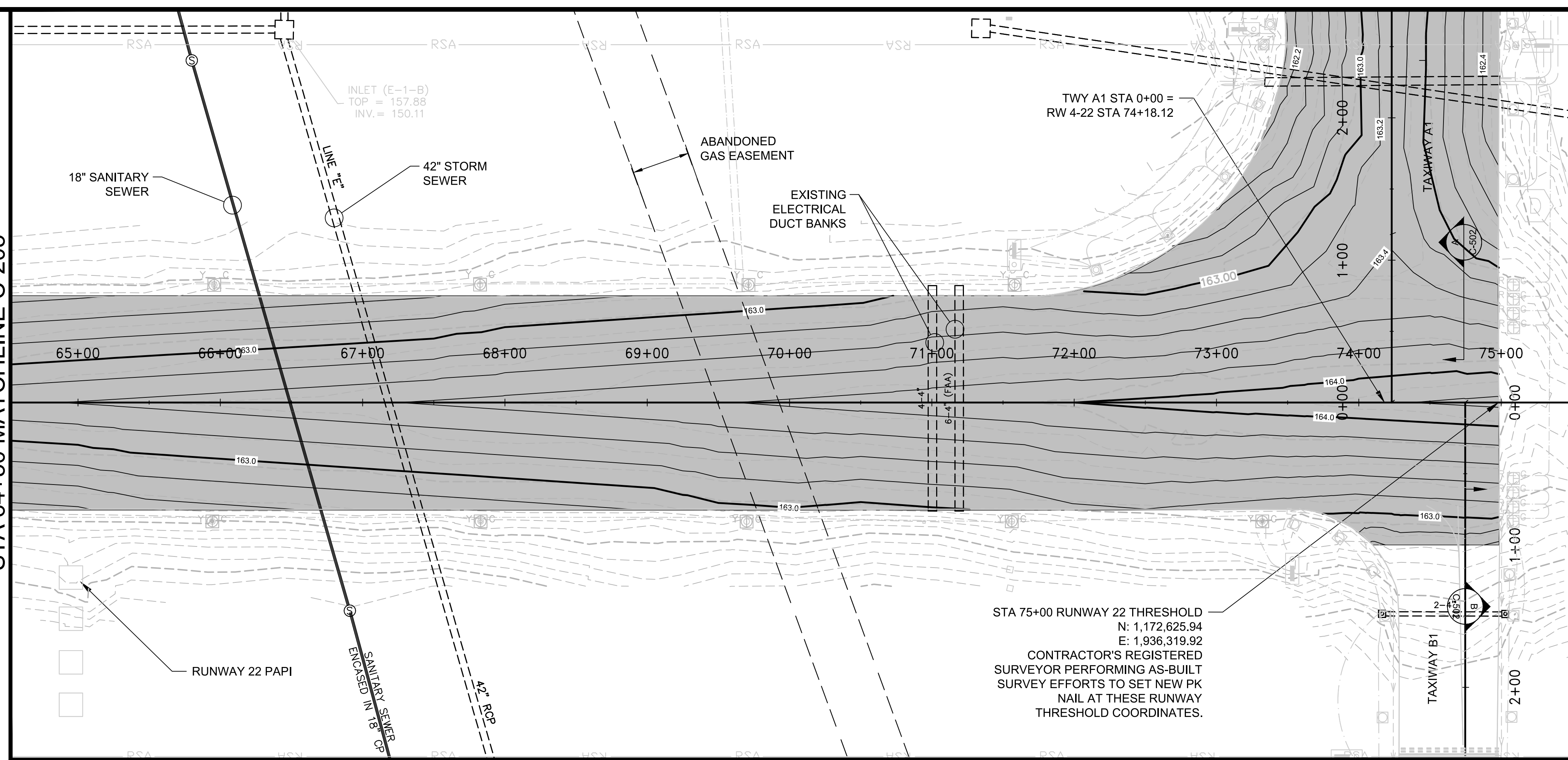
LOCAL OFFICE: 404 BNA DRIVE, STE 600 NASHVILLE, TN 37217  
TEL: 615.389.6288 FAX: 615.389.0283

JOB NO.: 10006795  
DESIGNED: CDD CHECKED: DWS  
DRAWN: JSH APPROVED: CDD  
SHEET NO. C-205



Inches  
0  
1/4  
1  
4

STA 64+50 MATCHLINE C-205



**GENERAL NOTES**

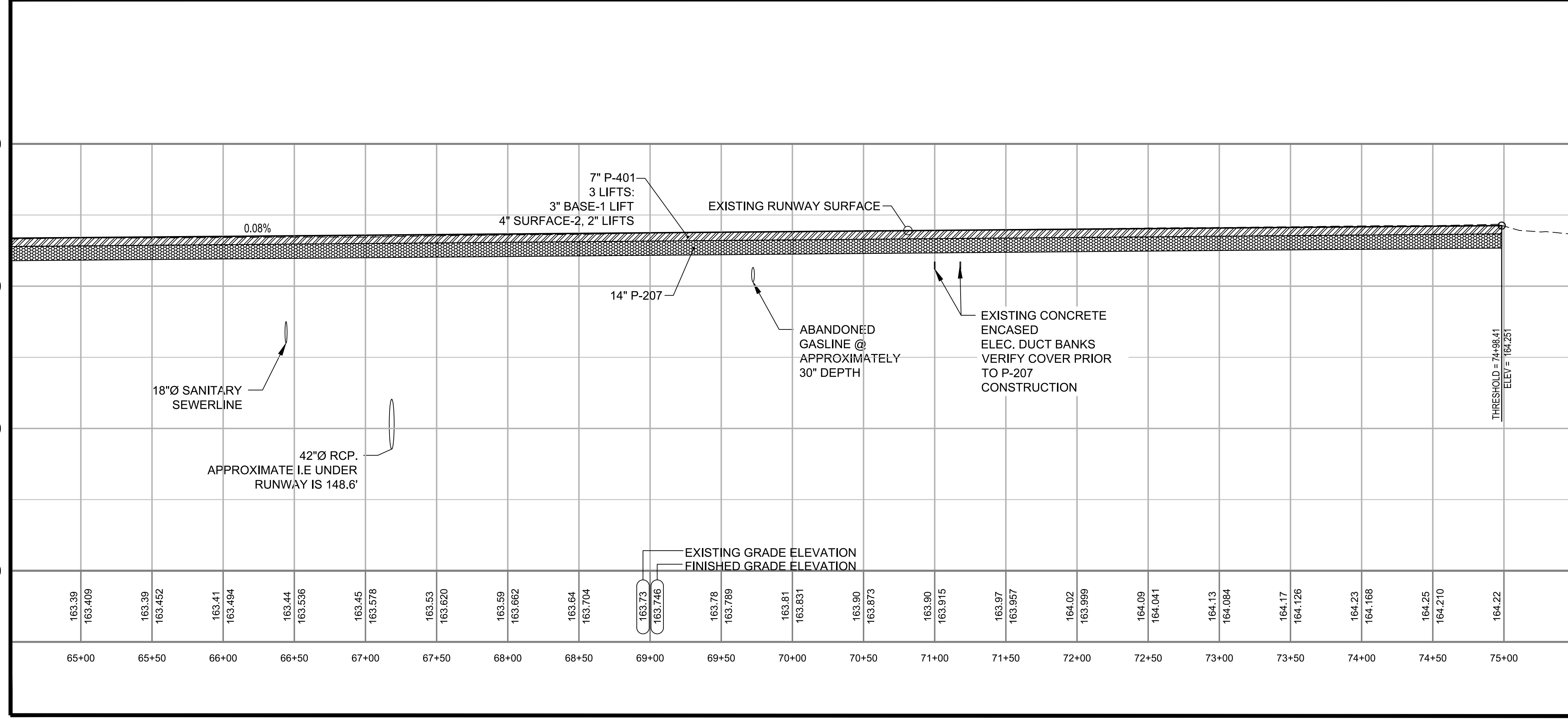
- PAVEMENT ELEVATION PLANS ARE PROVIDED (C-400 SERIES) WITH A 50' LONGITUDINAL SPACING BY 25' LATERAL SPACING GRID ALONG THE RUNWAY.

NO.	DATE	ISSUED FOR	BY	DATE	DESC. OF REVISIONS
4	9/29/2020	ISSUED FOR BID			
3	2/27/2020	95% DESIGN REVIEW MEETING			
2	12/17/2019	60% DESIGN REVIEW MEETING			
1	10/16/2019	30% DESIGN REVIEW MEETING			

ISSUED FOR BID  
NOT FOR CONSTRUCTION

ALABAMA PROFESSIONAL ENGINEER  
3-29-2020  
C. H. DUKAKIS

**TUSCALOOSA NATIONAL AIRPORT**  
RECONSTRUCT RUNWAY 4-22  
RUNWAY PLAN & PROFILE - SHEET 6



PLOT DATE: 3/27/2020 4:41 PM  
FILE NAME: s:\c:\110006795 runway 4-22 rehab design\DWG\C-201 Runway Plan & Profile Sheets.dwg

**SNC-LAVALIN** **ATKINS**  
Member of the Jacobs Group

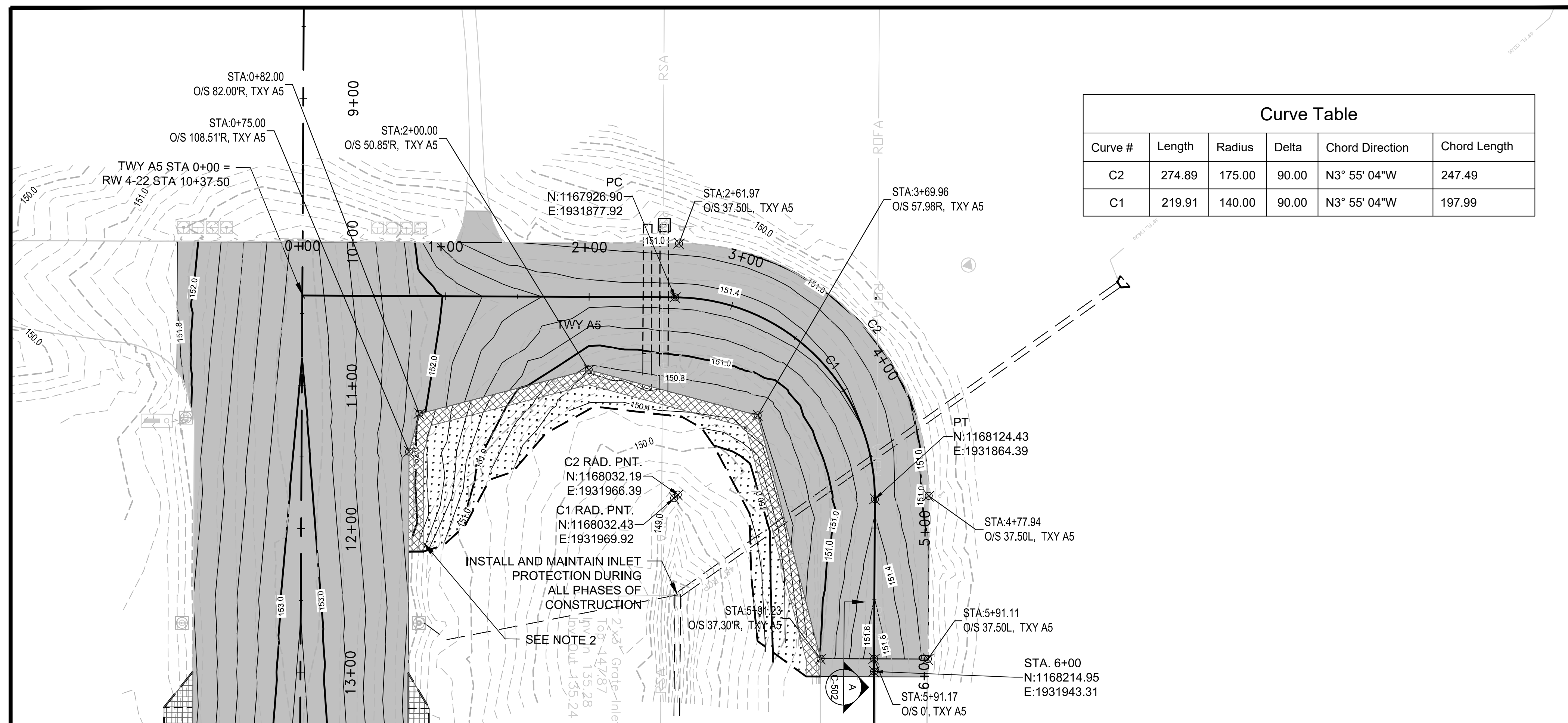
CORPORATE OFFICE: 400 W. BOY SCOUTS BLVD. TAMPA, FL 33607  
FBRP CERTIFICATE OF AUTHORIZATION NO. 24  
WWW.ATKINSGLOBAL.COM

LOCAL OFFICE: 404 BNA DRIVE, STE 600 NASHVILLE, TN 37217  
TEL: 615.399.6298 FAX: 615.399.0283

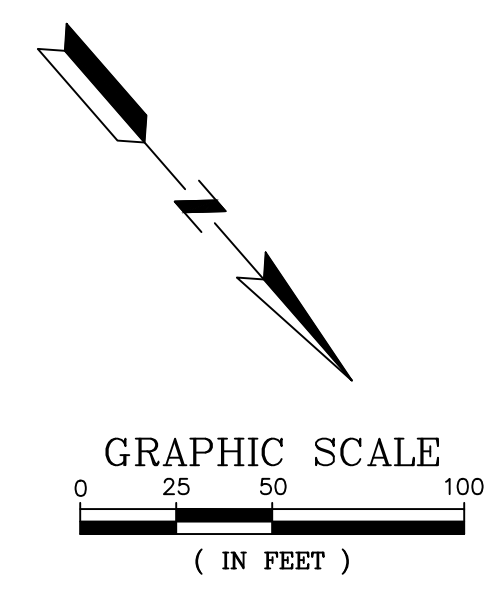
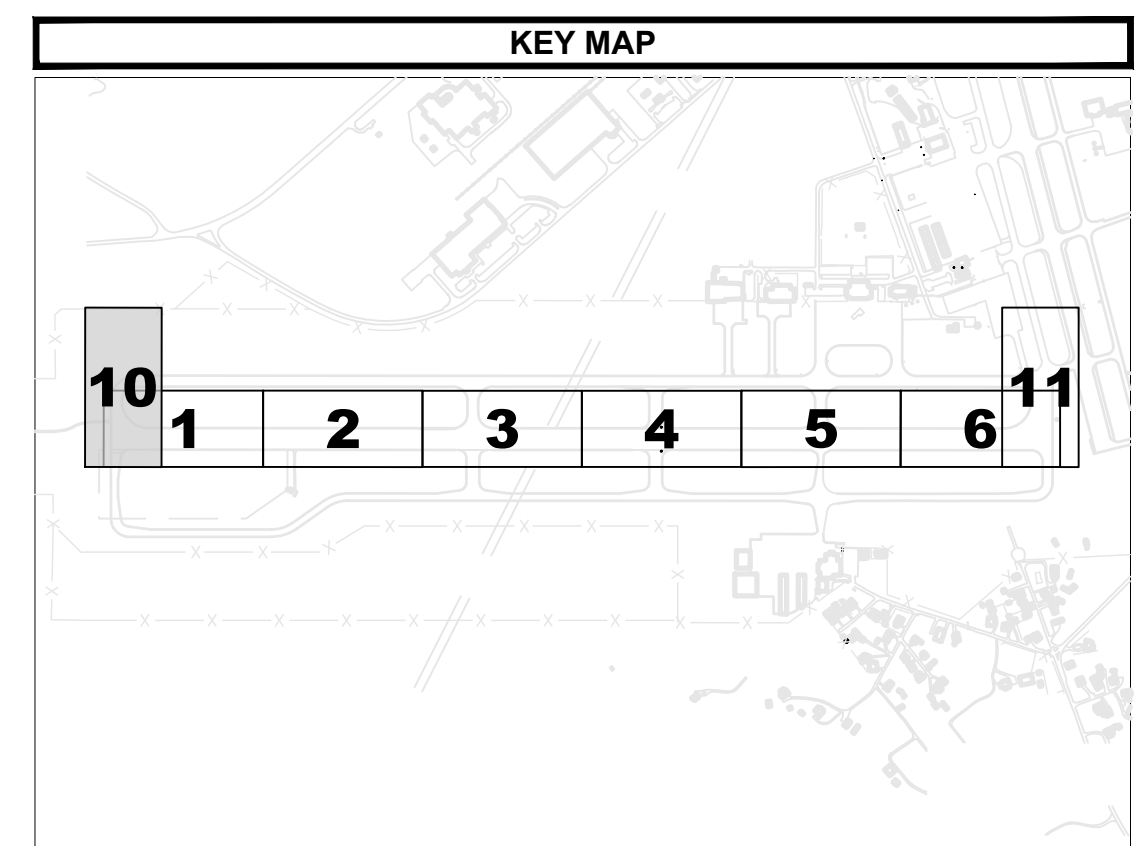
JOB NO.: 100066795  
DESIGNED: CDD CHECKED: DWS  
DRAWN: JSH APPROVED: CDD  
SHEET NO. C-206



Inches  
0  
1/4  
1  
4

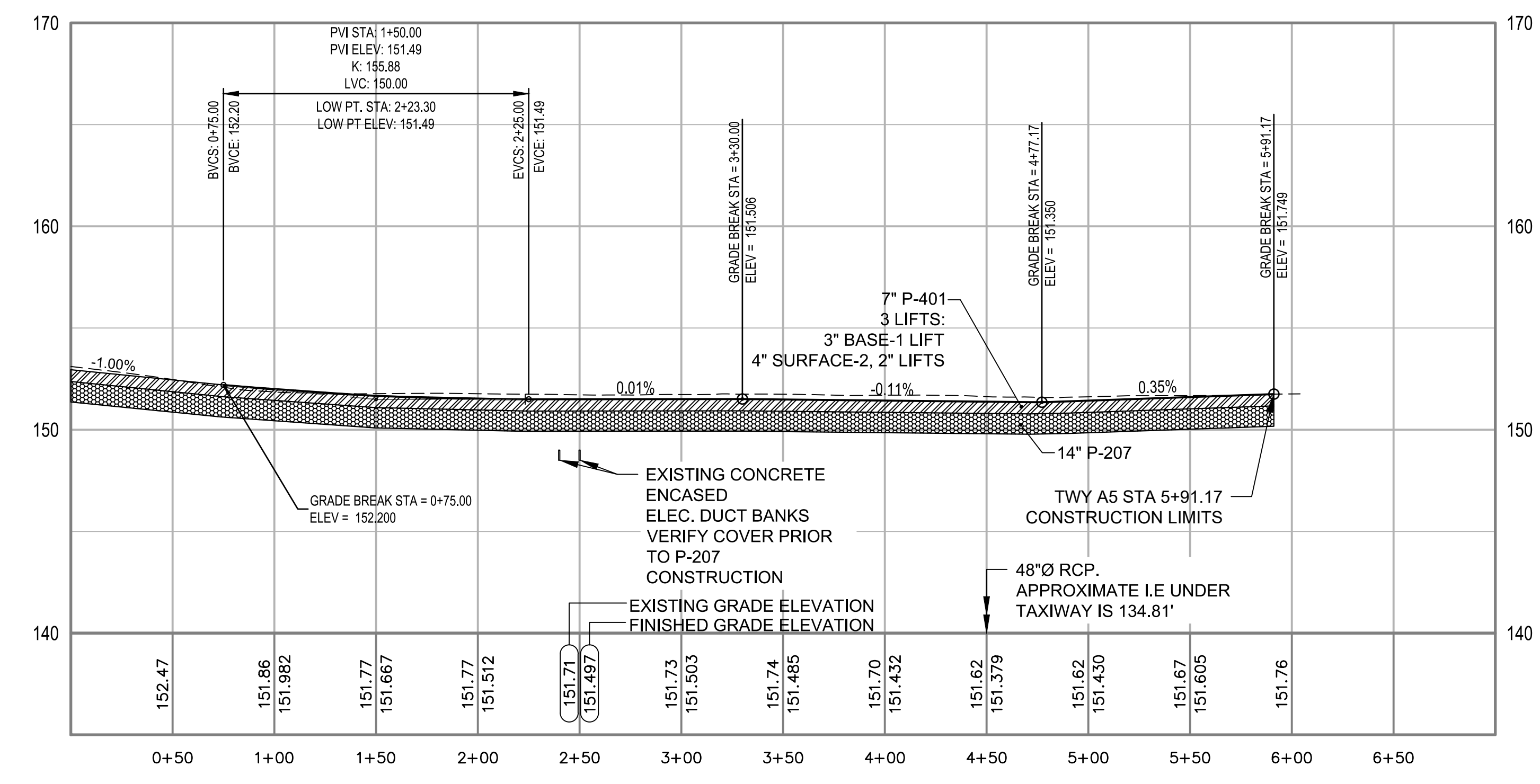


Curve #	Length	Radius	Delta	Chord Direction	Chord Length
C2	274.89	175.00	90.00	N3° 55' 04"W	247.49
C1	219.91	140.00	90.00	N3° 55' 04"W	197.99



**GENERAL NOTES**

- PAVEMENT ELEVATION PLANS ARE PROVIDED (C-400) WITH TAXIWAY SURFACE ELEVATIONS WITH A 25'X25' GRID SPACING.
- APPLY SOD FOR ESTABLISHMENT OF STABLE TURF SHOULDER IN THE FIRST 10 FEET OF RE-GRADED SHOULDER AREA ADJACENT TO PAVEMENT.



PLOT DATE: 9/27/2020 4:15 PM  
FILE NAME: s:\161110006795 runway 4-22 rehab design\DWG\C-210 Taxiway Plan & Profile Sheets.dwg

ISSUED FOR	DATE	REV. NO.	DESC. OF REVISIONS
ISSUED FOR BID	9/29/2020	4	CDD 9/29/2020
95% DESIGN REVIEW MEETING	12/17/2019	3	CDD 12/17/2019
60% DESIGN REVIEW MEETING	10/16/2019	2	CDD 10/16/2019
30% DESIGN REVIEW MEETING		1	CDD 10/16/2019

ISSUED FOR BID  
NOT FOR CONSTRUCTION

**TUSCALOOSA NATIONAL AIRPORT**  
**RECONSTRUCT RUNWAY 4-22**  
**TAXIWAY A5 PLAN & PROFILE**

CLIENT: TUSCALOOSA NATIONAL AIRPORT  
 PROJECT: RECONSTRUCT RUNWAY 4-22  
 SHEET TITLE: TAXIWAY A5 PLAN & PROFILE

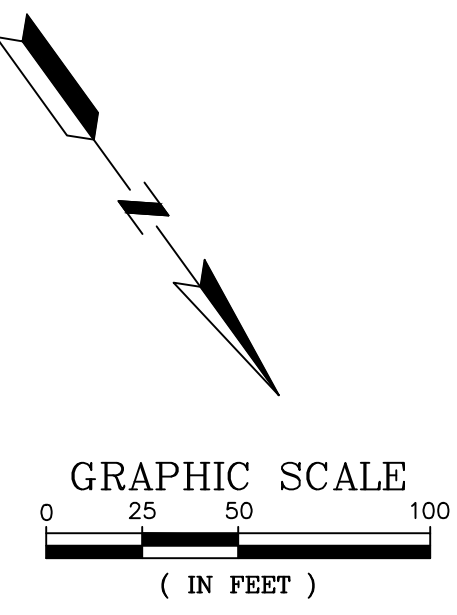
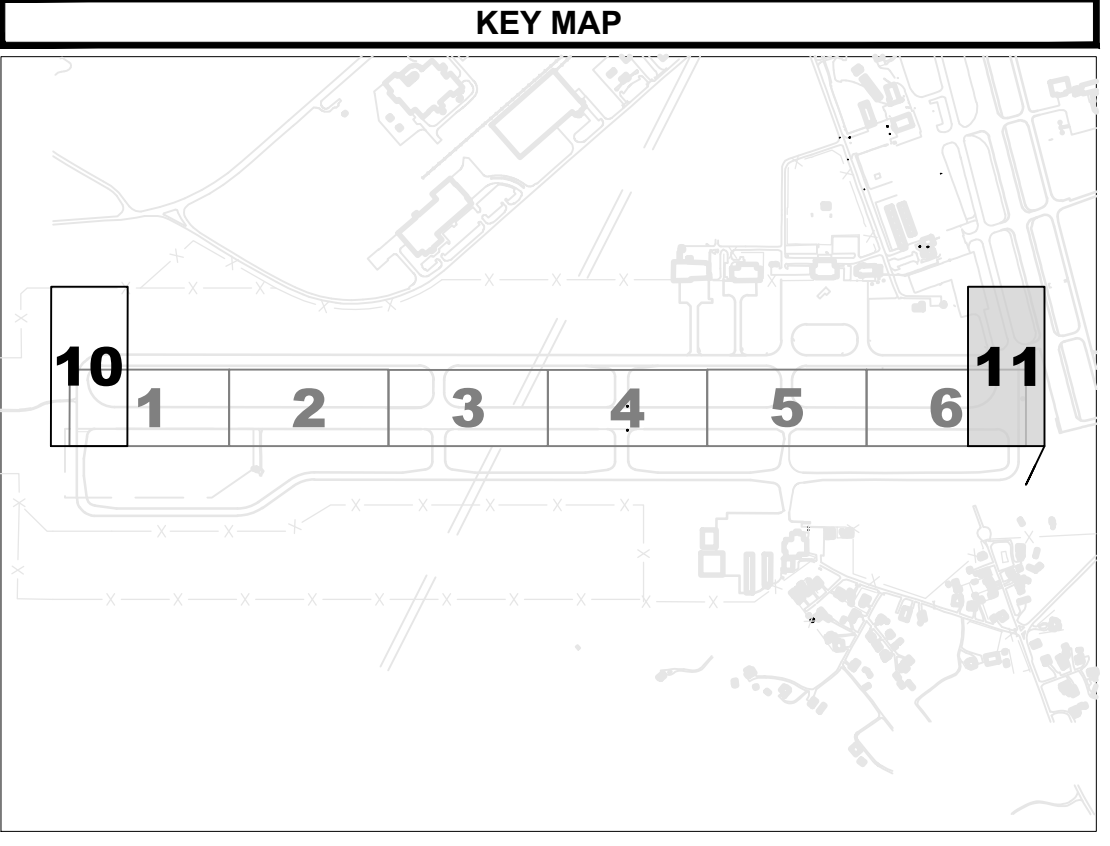
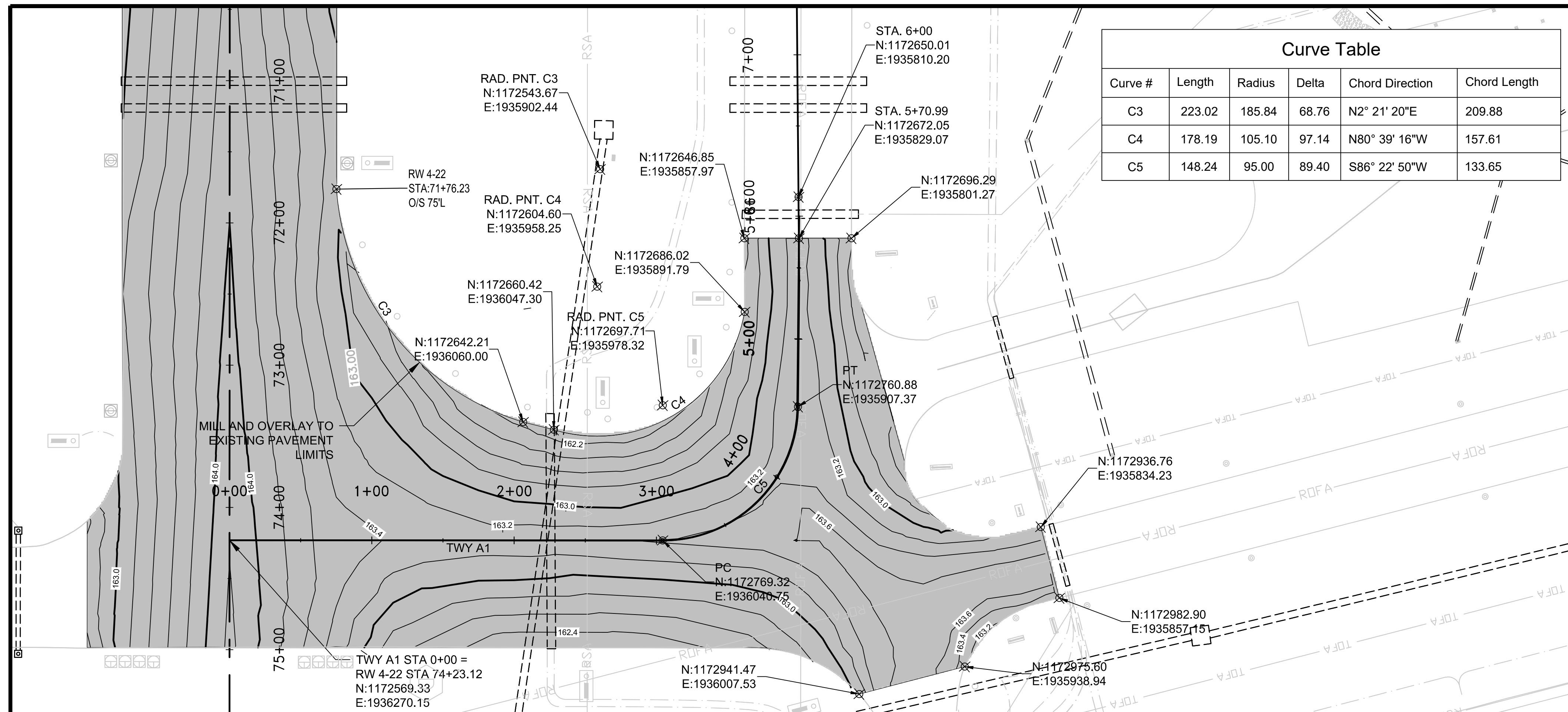
**SNC-LAVALIN** **ATKINS**

CORPORATE OFFICE: 400 W. BOY SCOUT BLVD. TAMPA, FL 33607  
 LOCAL OFFICE: 404 BNA DRIVE, STE 600 NASHVILLE, TN 37217  
 FBRP CERTIFICATE OF AUTHORIZATION NO.24  
 TEL: 813.369.6288 FAX: 615.369.0283 WWW.ATKINSGLOBAL.COM

JOB NO.: 10006795  
 DESIGNED: CDD CHECKED: DWS  
 DRAWN: JSH APPROVED: CDD  
 SHEET NO. C-210



Inches  
0 1/4 1 4



**GENERAL NOTES**

- PAVEMENT ELEVATION PLANS ARE PROVIDED (C-400) WITH TAXIWAY SURFACE ELEVATIONS WITH A 25'X25' GRID SPACING.

NO.	DATE	ISSUED FOR	REV. NO.	DESC. OF REVISIONS
4	9/29/2020	ISSUED FOR BID		
3	2/27/2020	95% DESIGN REVIEW MEETING		
2	CDD 12/17/2019	60% DESIGN REVIEW MEETING		
1	CDD 10/16/2019	30% DESIGN REVIEW MEETING		

ISSUED FOR BID  
NOT FOR CONSTRUCTION

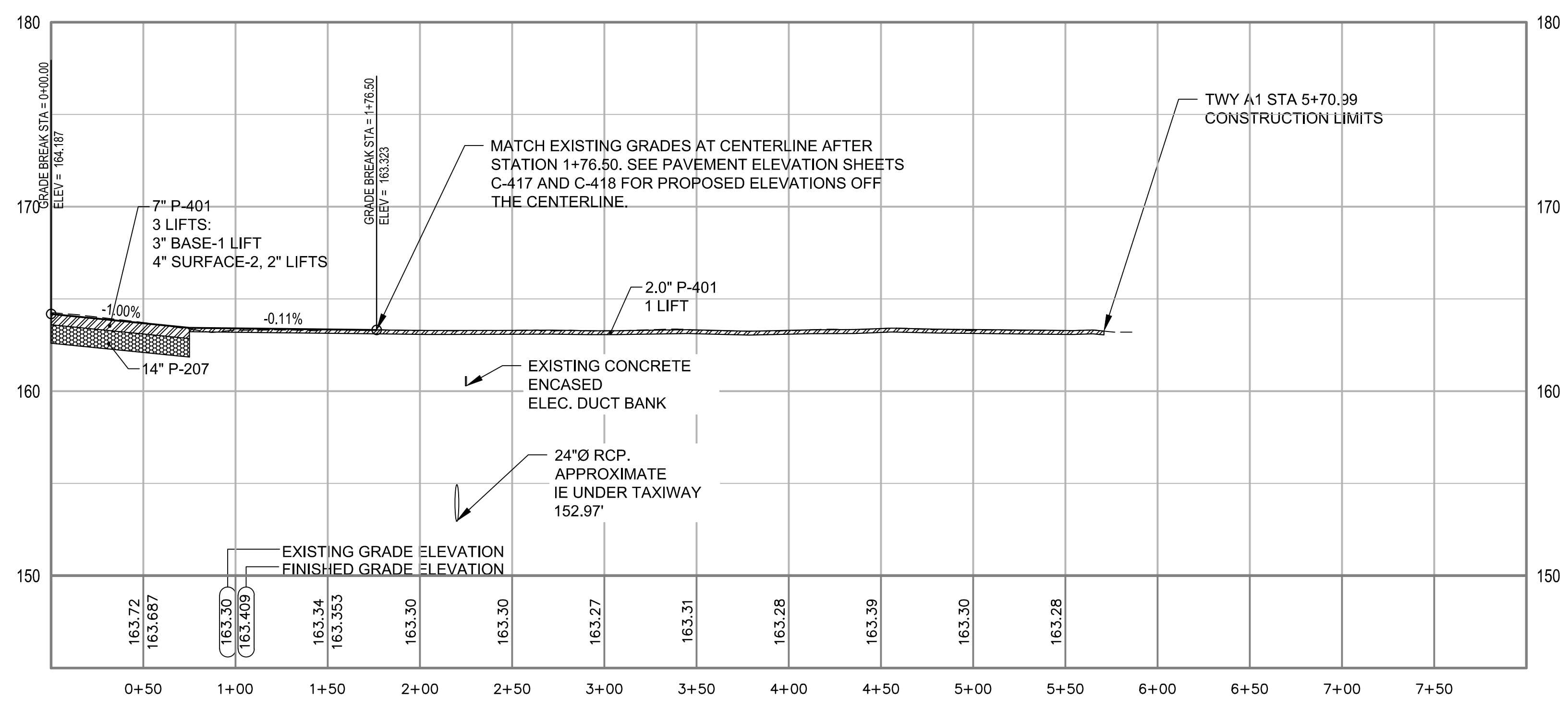
**TUSCALOOSA NATIONAL AIRPORT**  
**RECONSTRUCT RUNWAY 4-22**  
**TAXIWAY A1 PLAN & PROFILE**

CLIENT: TUSCALOOSA NATIONAL AIRPORT  
 PROJECT: RECONSTRUCT RUNWAY 4-22  
 SHEET TITLE: TAXIWAY A1 PLAN & PROFILE

**ATKINS**  
 MEMBER OF THE SNC-LAVALIN GROUP

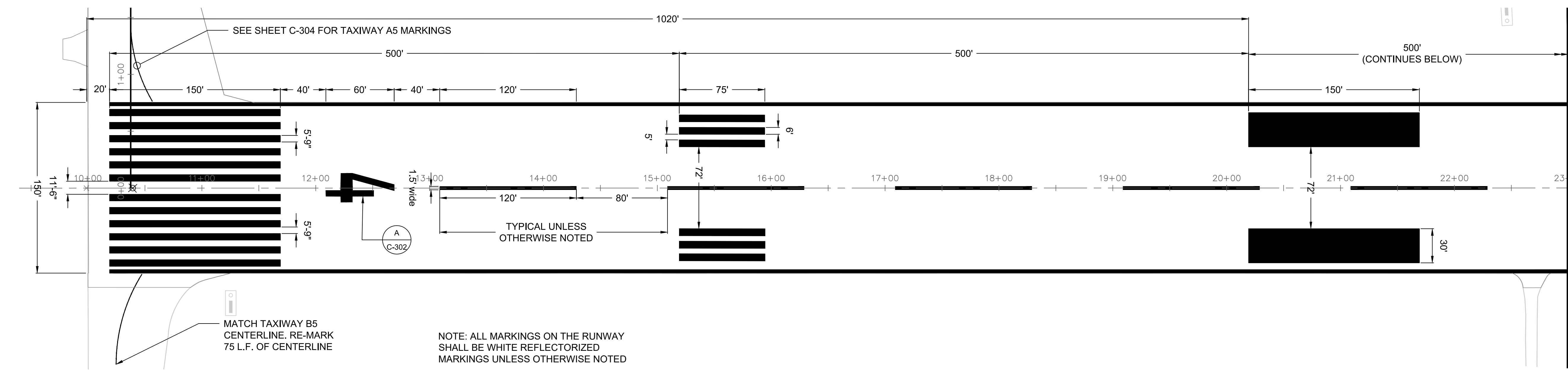
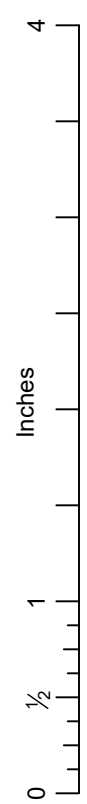
CORPORATE OFFICE: 400 W. BOY SCOUTS BLVD. TAMPA, FL 33607  
 LOCAL OFFICE: 404 BNA DRIVE, STE 600 NASHVILLE, TN 37217  
 FBRP CERTIFICATE OF AUTHORIZATION NO. 24  
 TEL: 813.369.6298 FAX: 615.369.0283 WWW.ATKINSGLOBAL.COM

JOB NO.: 100066795  
 DESIGNED: CDD CHECKED: DWS  
 DRAWN: JSH APPROVED: CDD  
 SHEET NO. C-211

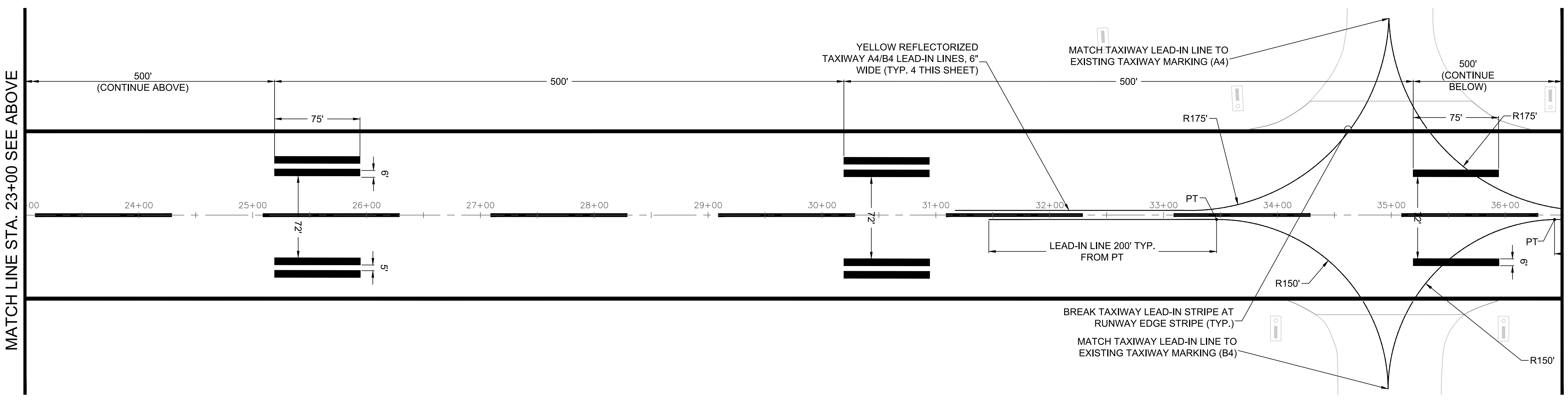


PLOT DATE: 8/31/2020 5:55 PM  
 FILE NAME: S:\100066795 Runway 4-22 Rehab Design\DWG\C-210 Taxiway Plan & Profile Sheets.dwg



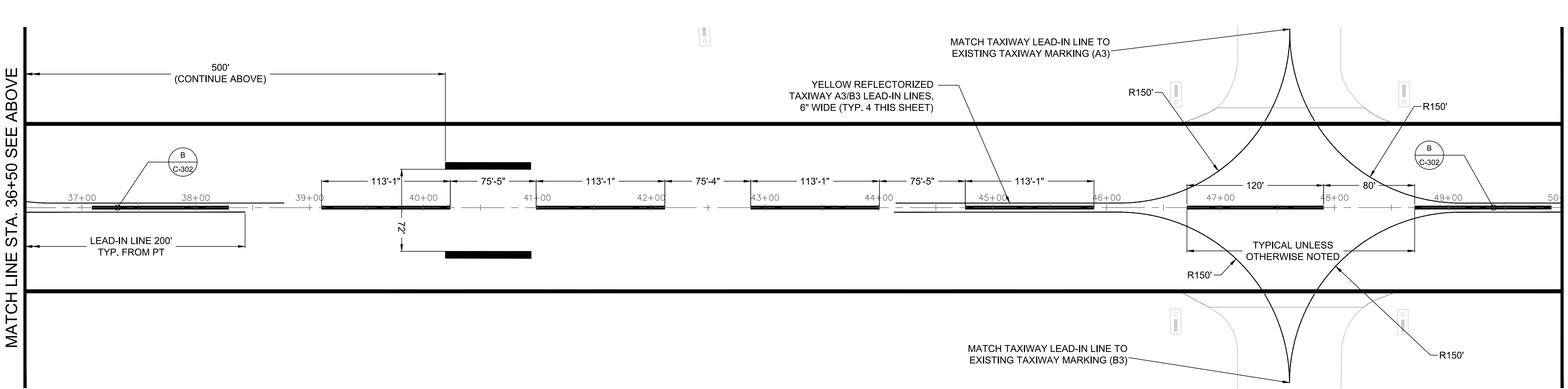


MATCH LINE STA. 23+00 SEE BELOW



MATCH LINE STA. 23+00 SEE ABOVE

MATCH LINE STA. 36+50 SEE BELOW



MATCH LINE STA. 36+50 SEE ABOVE

MATCH LINE STA. 50+00 SEE SHEET C-302

PLOT DATE: 3/27/2020 4:16 PM  
 FILE NAME: s:\161110006795 runway 4-22 rehab design\DWG\C-30X Marking Sheets.dwg

MATCH TAXIWAY B5 CENTERLINE, RE-MARK 75 L.F. OF CENTERLINE

NOTE: ALL MARKINGS ON THE RUNWAY SHALL BE WHITE REFLECTORIZED MARKINGS UNLESS OTHERWISE NOTED

YELLOW REFLECTORIZED TAXIWAY A4/B4 LEAD-IN LINES, 6" WIDE (TYP. 4 THIS SHEET)

MATCH TAXIWAY LEAD-IN LINE TO EXISTING TAXIWAY MARKING (A4)

BREAK TAXIWAY LEAD-IN STRIPE AT RUNWAY EDGE STRIPE (TYP.)

MATCH TAXIWAY LEAD-IN LINE TO EXISTING TAXIWAY MARKING (B4)

YELLOW REFLECTORIZED TAXIWAY A3/B3 LEAD-IN LINES, 6" WIDE (TYP. 4 THIS SHEET)

MATCH TAXIWAY LEAD-IN LINE TO EXISTING TAXIWAY MARKING (A3)

MATCH TAXIWAY LEAD-IN LINE TO EXISTING TAXIWAY MARKING (B3)

NO.	DATE	ISSUED FOR	BY	DESC. OF REVISIONS
4	9/29/2020	ISSUED FOR BID		
3	12/27/2019	95% DESIGN REVIEW MEETING		
2	12/17/2019	60% DESIGN REVIEW MEETING		
1	10/16/2019	30% DESIGN REVIEW MEETING		



ISSUED FOR BID  
 NOT FOR CONSTRUCTION



CLIENT: **TUSCALOOSA NATIONAL AIRPORT**

PROJECT: **RECONSTRUCT RUNWAY 4-22**

SHEET TITLE: **RUNWAY MARKING PLAN - SHEET 1**

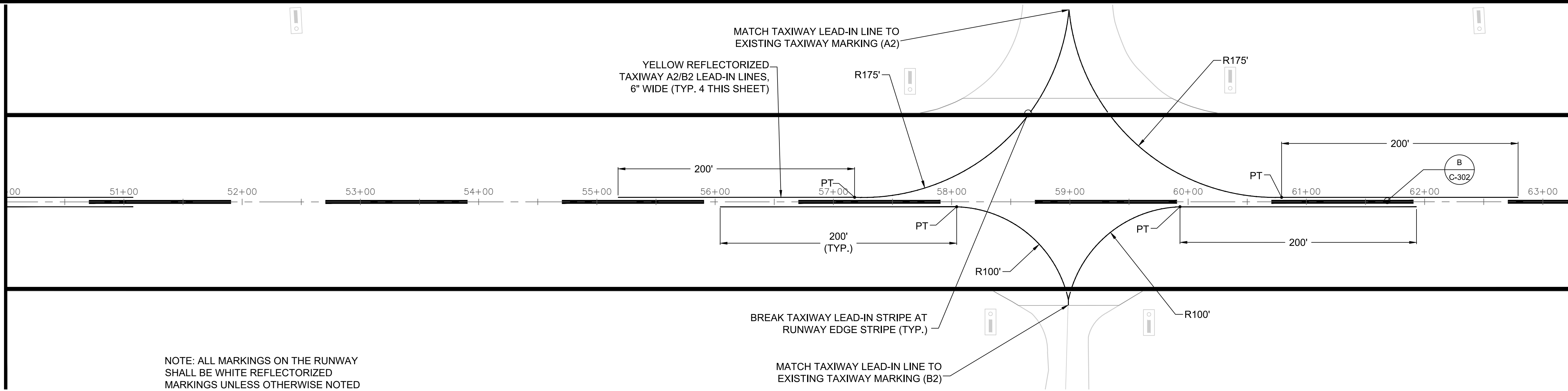
<small>CORPORATE OFFICE:          400 W. BOY SCOUTS BLVD.          TAMPA, FL 33607          FBRP CERTIFICATE OF AUTHORIZATION NO. 24          WWW.ATKINSGLOBAL.COM</small>	<small>LOCAL OFFICE:          404 BNA DRIVE, STE 600          NASHVILLE, TN 37217          TEL: 615.389.0298          FAX: 615.389.0283</small>
JOB NO.: 10006795	
DESIGNED: CDD	CHECKED: DWS
DRAWN: JSH	APPROVED: CDD
SHEET NO. C-301	REV.



0 1/2 1 4  
Inches

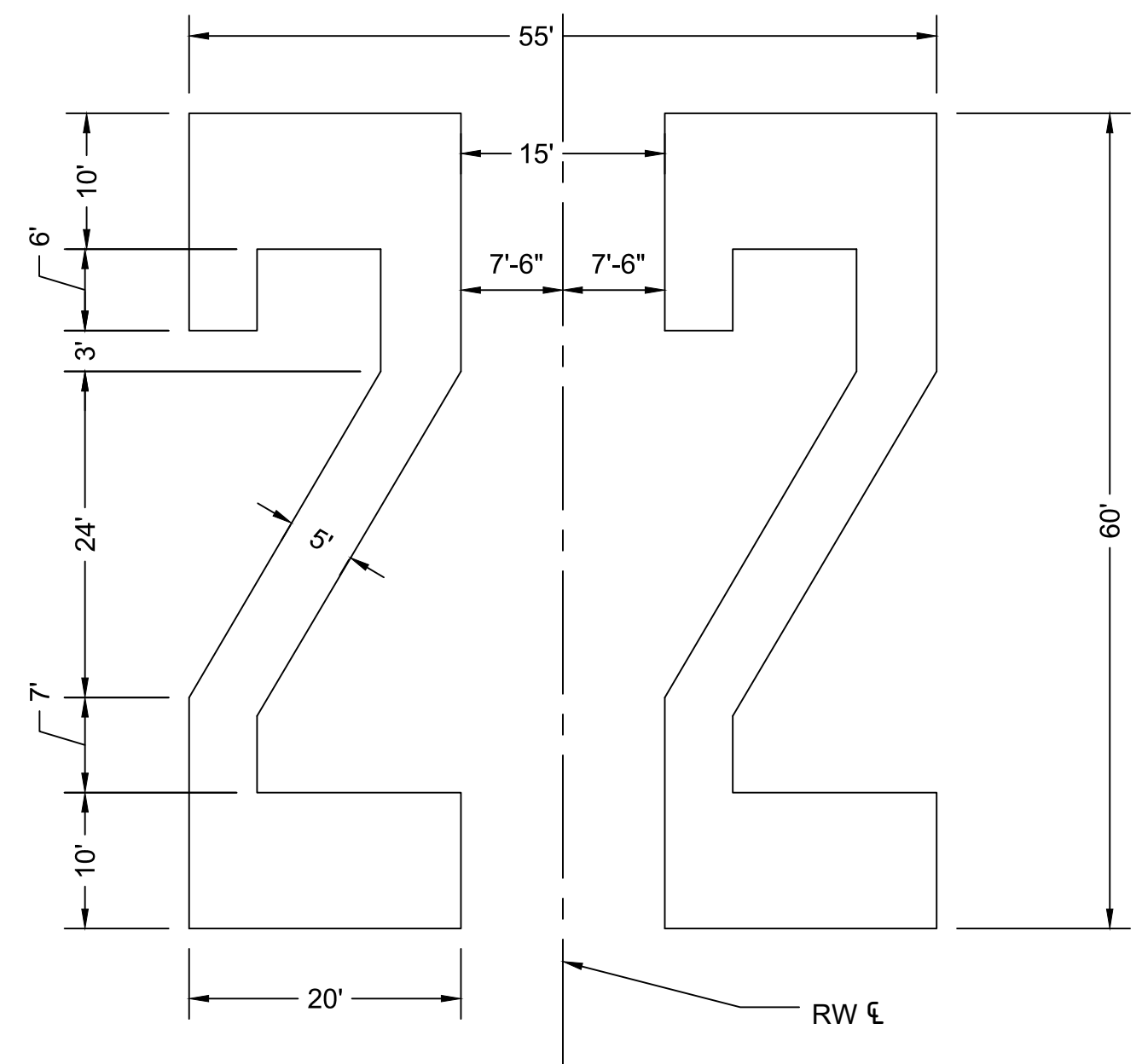
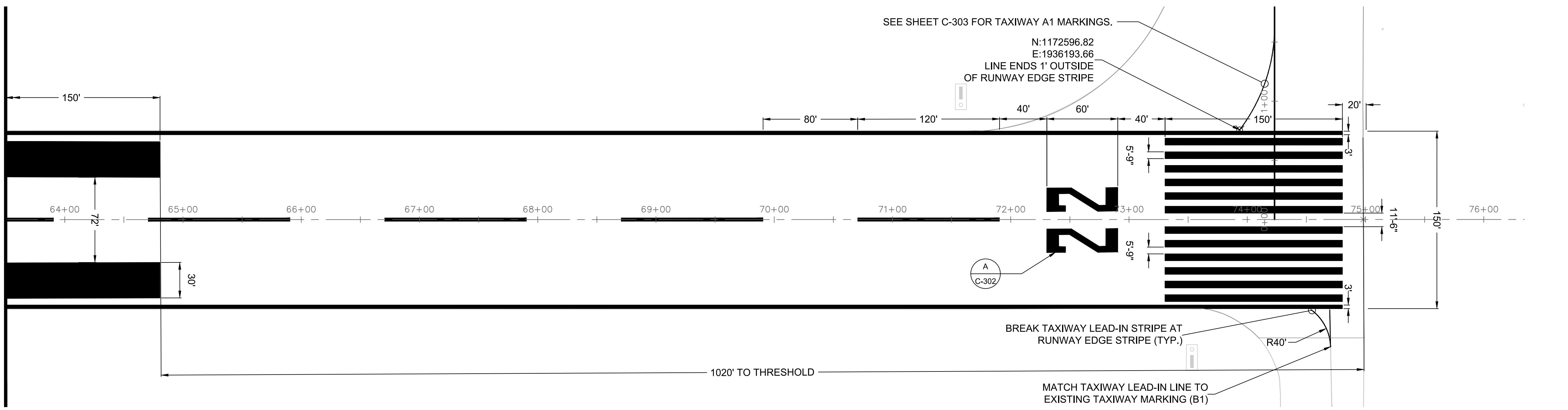
MATCH LINE STA. 50+00 SEE SHEET C-301

MATCH LINE STA. 63+50 SEE BELOW

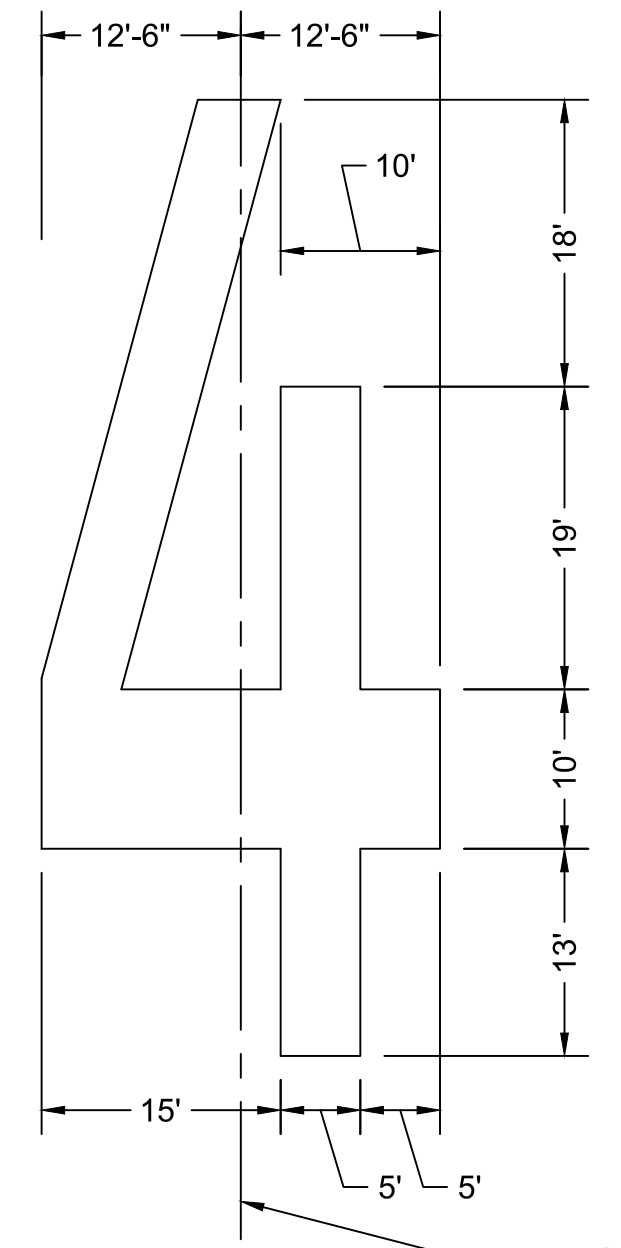


NOTE: ALL MARKINGS ON THE RUNWAY SHALL BE WHITE REFLECTORIZED MARKINGS UNLESS OTHERWISE NOTED

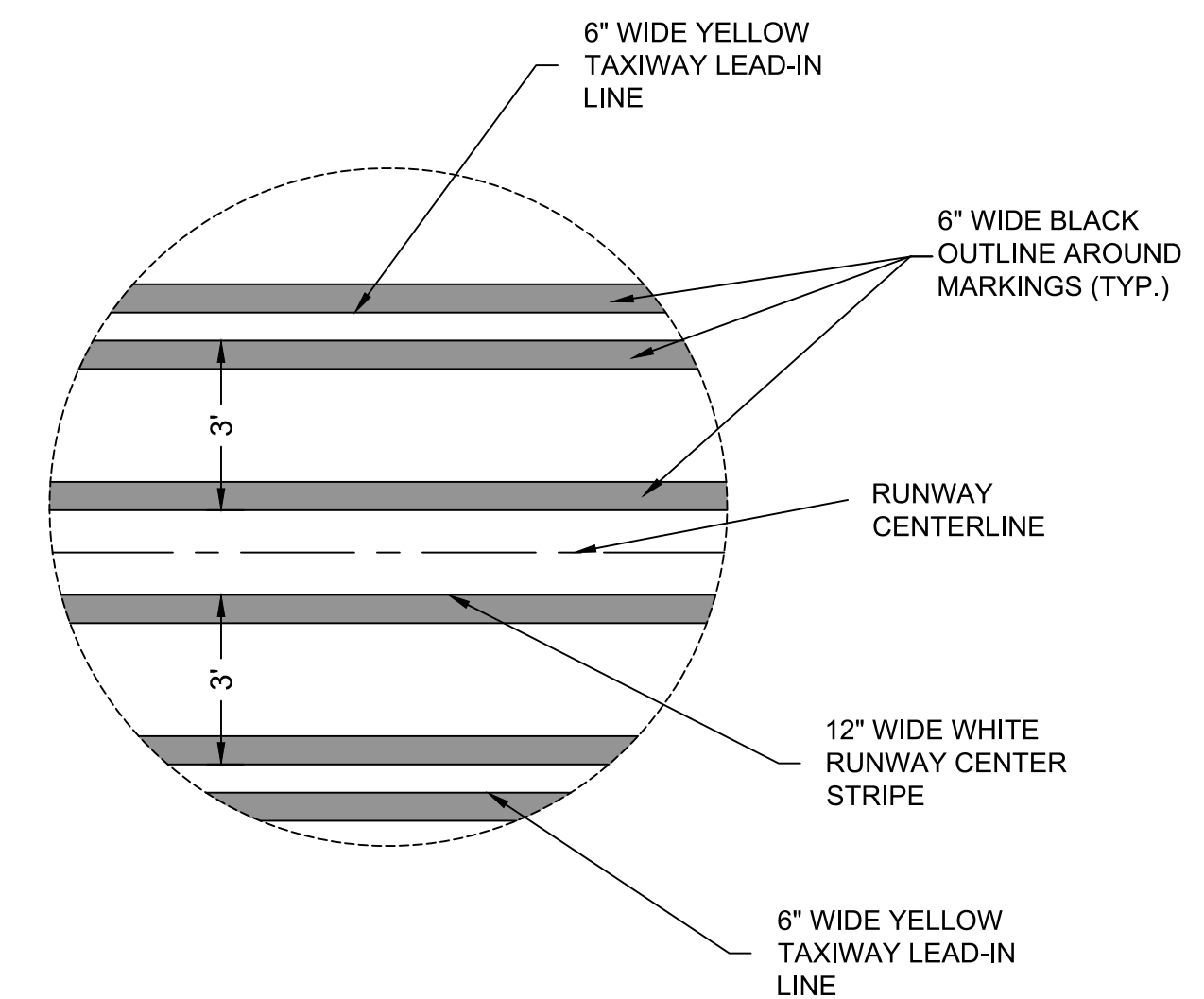
MATCH LINE STA. 63+50 SEE ABOVE



**A** RUNWAY NUMERAL DIMENSION DETAIL  
SCALE: N.T.S.



**B** RUNWAY STRIPE SPACING DETAIL  
SCALE: N.T.S.



PLOT DATE: 3/27/2020 4:15 PM  
FILE NAME: s:\16\111000195 runway 4-22 rehab design\DWG\C-302 Marking Sheets.dwg

NO.	ISSUED FOR	DATE	BY	DATE	DESC. OF REVISIONS
4	CDD ISSUED FOR BID	9/29/2020			
3	CDD 95% DESIGN REVIEW MEETING	2/27/2020			
2	CDD 60% DESIGN REVIEW MEETING	12/17/2019			
1	CDD 30% DESIGN REVIEW MEETING	10/16/2019			



ISSUED FOR BID  
NOT FOR CONSTRUCTION



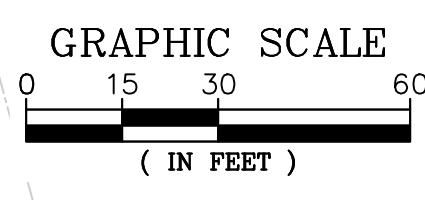
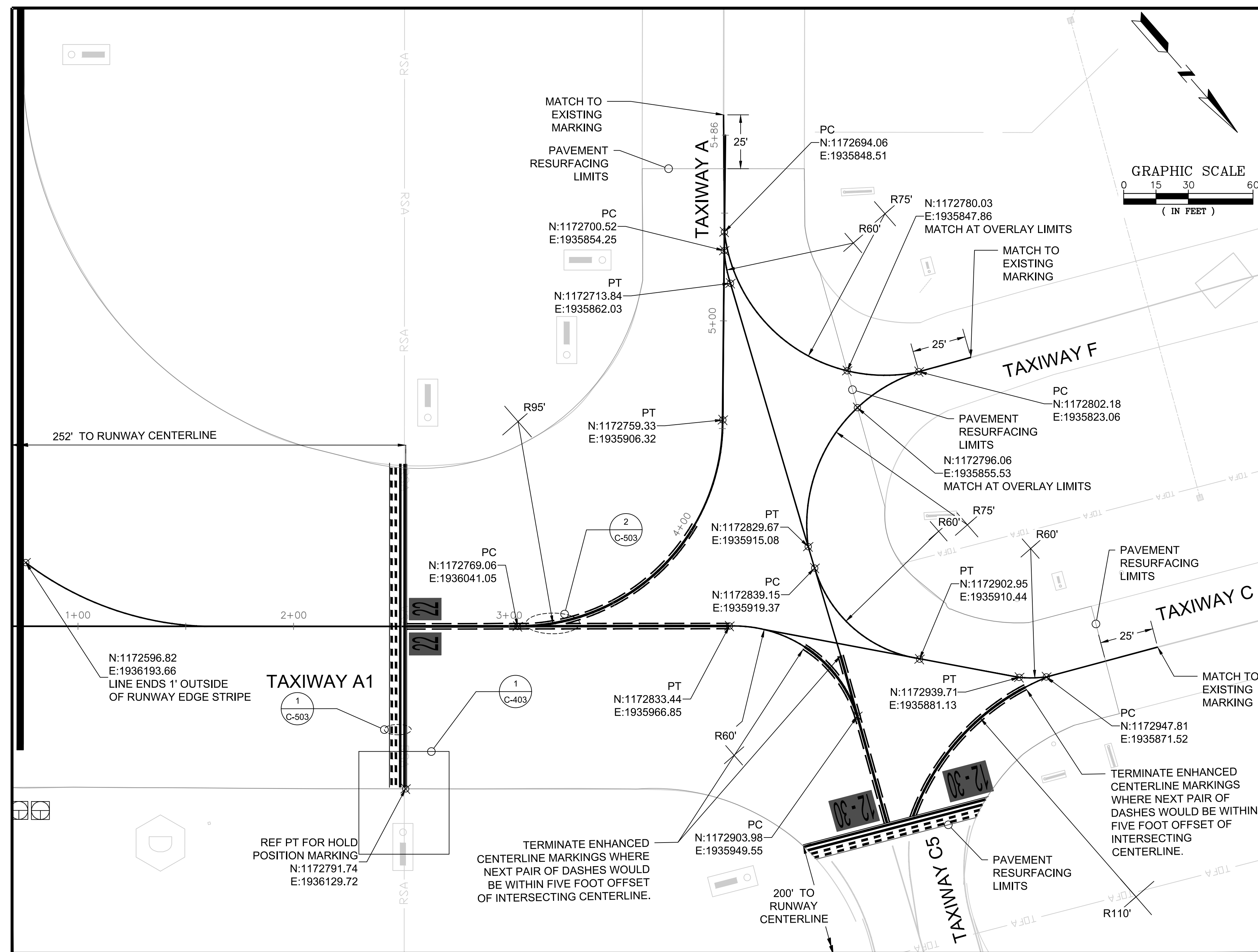
CLIENT: TUSCALOOSA NATIONAL AIRPORT  
PROJECT: RECONSTRUCT RUNWAY 4-22  
SHEET TITLE: RUNWAY MARKING PLAN - SHEET 2

SNC-LAVALIN		ATKINS	
CORPORATE OFFICE: 400 W. BOY SCOUTS BLVD. TAMPA, FL 33607 FBRP CERTIFICATE OF AUTHORIZATION NO. 24		LOCAL OFFICE: 404 BNA DRIVE, STE 600 NASHVILLE, TN 37217 TEL: 615.369.0288 FAX: 615.369.0283 WWW.ATKINSGLOBAL.COM	
JOB NO.: 100066795	DESIGNED: CDD	CHECKED: DWS	APPROVED: CDD
DRAWN: JSH	SHEET NO. C-302		REV. 1



Inches  
0 1/4 1 4

PLOT DATE: 3/27/2020 4:15 PM  
FILE NAME: s:\16\110006795 runway 4-22 rehab design\DWG\C-303 Marking Sheets.dwg



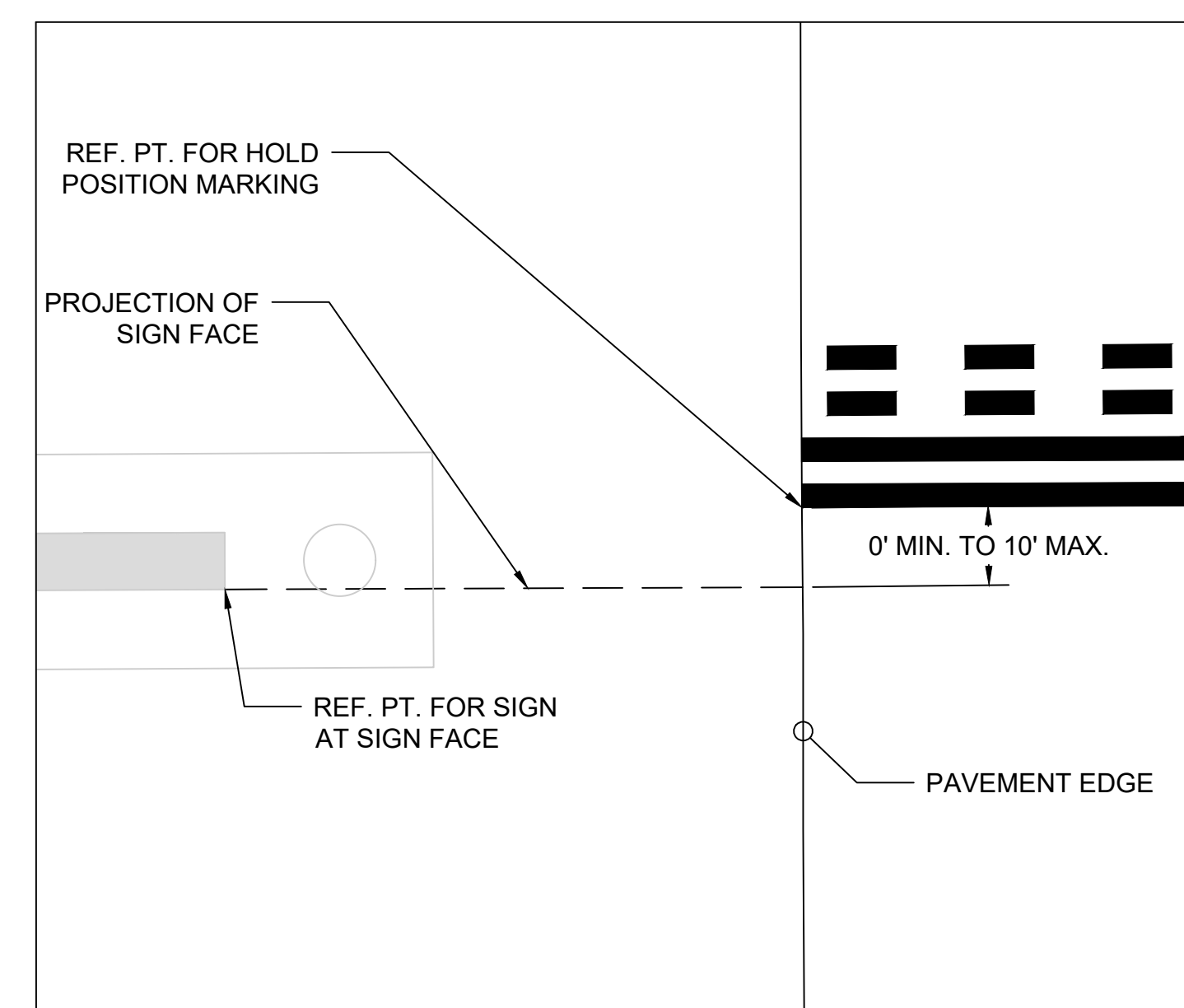
- GENERAL NOTES:**
- ALL TAXIWAY CENTERLINE MARKINGS ARE 6" WIDE UNLESS OTHERWISE NOTED.
  - ALL MARKINGS SHALL BE OUTLINED WITH A BLACK BORDER THAT IS 6" WIDE OR GREATER ON ALL EDGES.
  - ALL MARKINGS, EXCEPT BLACK OUTLINES, SHALL HAVE REFLECTIVE MEDIA, ACCORDING THE SPECIFICATION SECTION P-620.



ISSUED FOR BID  
NOT FOR CONSTRUCTION



**TUSCALOOSA NATIONAL AIRPORT**  
**RECONSTRUCT RUNWAY 4-22**  
**TAXIWAY A1 MARKING PLAN**



**1**  
**C-303** SCALE: N.T.S.

CLIENT:	TUSCALOOSA NATIONAL AIRPORT
PROJECT:	RECONSTRUCT RUNWAY 4-22
SHEET TITLE:	TAXIWAY A1 MARKING PLAN
DESIGNED:	CDD
CHECKED:	DWS
DRAWN:	JSH
APPROVED:	CDD
SHEET NO.:	C-303

ISSUED FOR	DATE	BY	NO.	DESC. OF REVISIONS
ISSUED FOR BID	3/29/2020	CDD	1	30% DESIGN REVIEW MEETING
95% DESIGN REVIEW MEETING	3/27/2020	CDD	2	60% DESIGN REVIEW MEETING
60% DESIGN REVIEW MEETING	12/17/2019	CDD	1	30% DESIGN REVIEW MEETING

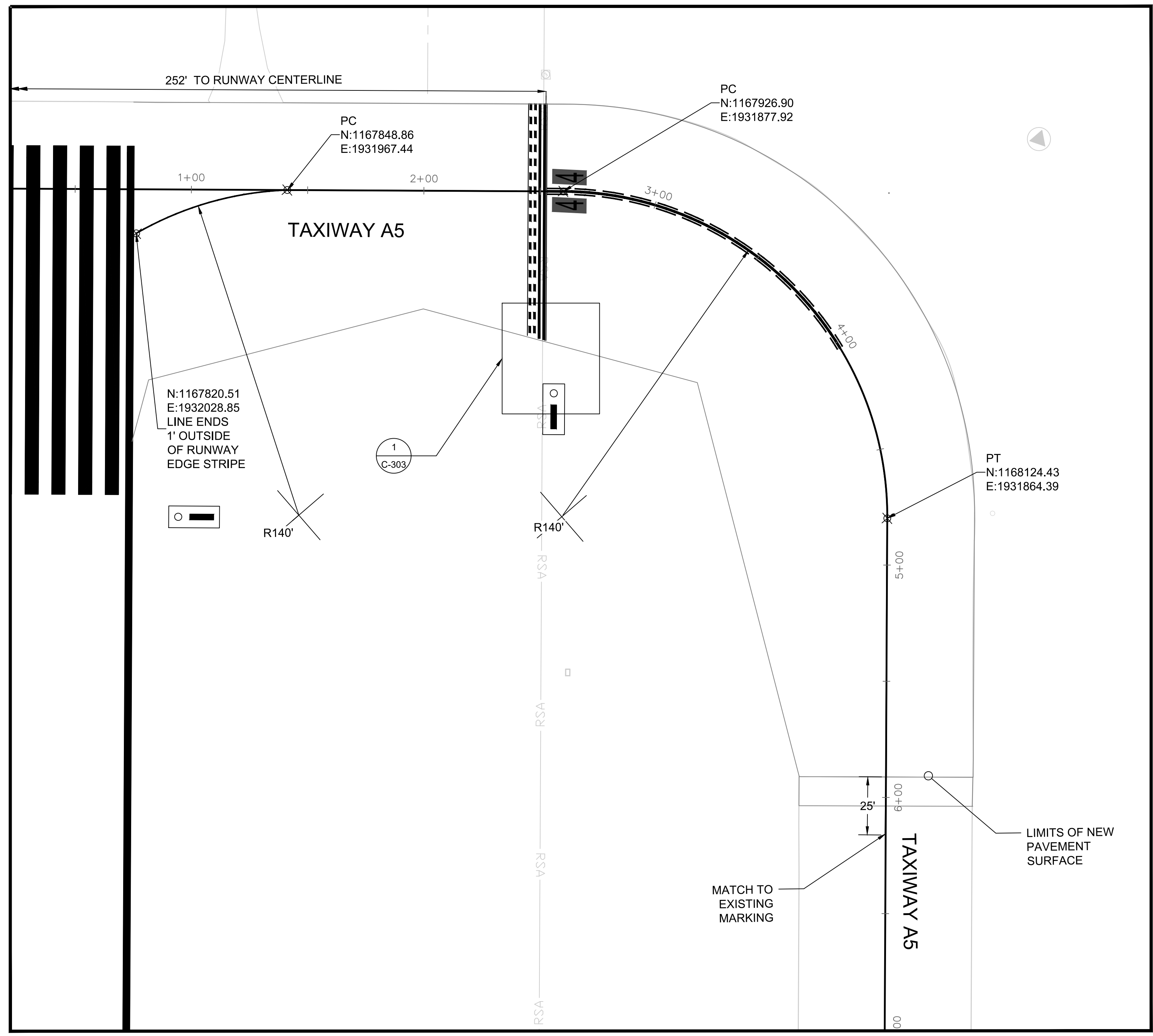
**SNC-LAVALIN** **ATKINS**  
Member of the SNC-Lavalin Group

CORPORATE OFFICE: 400 W. BOY SCOUTS BLVD. TAMPA, FL 33607  
FBRP CERTIFICATE OF AUTHORIZATION NO. 24  
WWW.ATKINSGLOBAL.COM

LOCAL OFFICE: 404 BNA DRIVE, STE 600 NASHVILLE, TN 37217  
TEL: 615.369.0298 FAX: 615.369.0283



Inches  
0  
1/2  
1  
4



- GENERAL NOTES:**
- ALL TAXIWAY CENTERLINE MARKINGS ARE 6" WIDE UNLESS OTHERWISE NOTED.
  - ALL MARKINGS SHALL BE OUTLINED WITH A BLACK BORDER THAT IS 6" WIDE OR GREATER ON ALL EDGES.
  - ALL MARKINGS, EXCEPT BLACK, SHALL HAVE REFLECTIVE MEDIA, ACCORDING TO THE SPECIFICATION SECTION P-620.



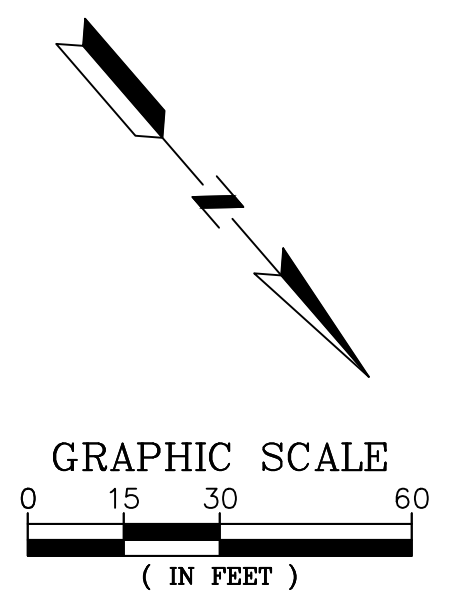
ISSUED FOR BID  
NOT FOR CONSTRUCTION



CLIENT: **TUSCALOOSA NATIONAL AIRPORT**

PROJECT: **RECONSTRUCT RUNWAY 4-22**

SHEET TITLE: **TAXIWAY A5 MARKING PLAN**

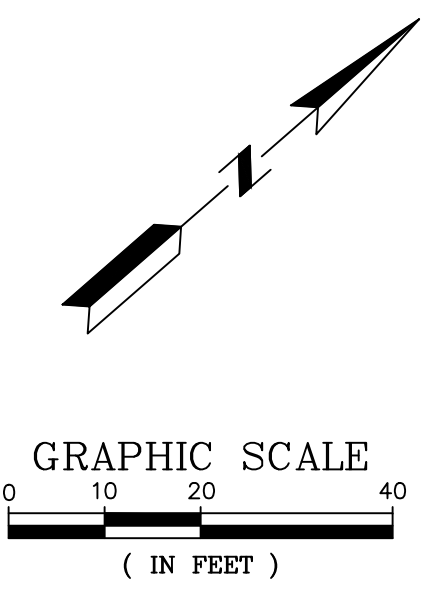
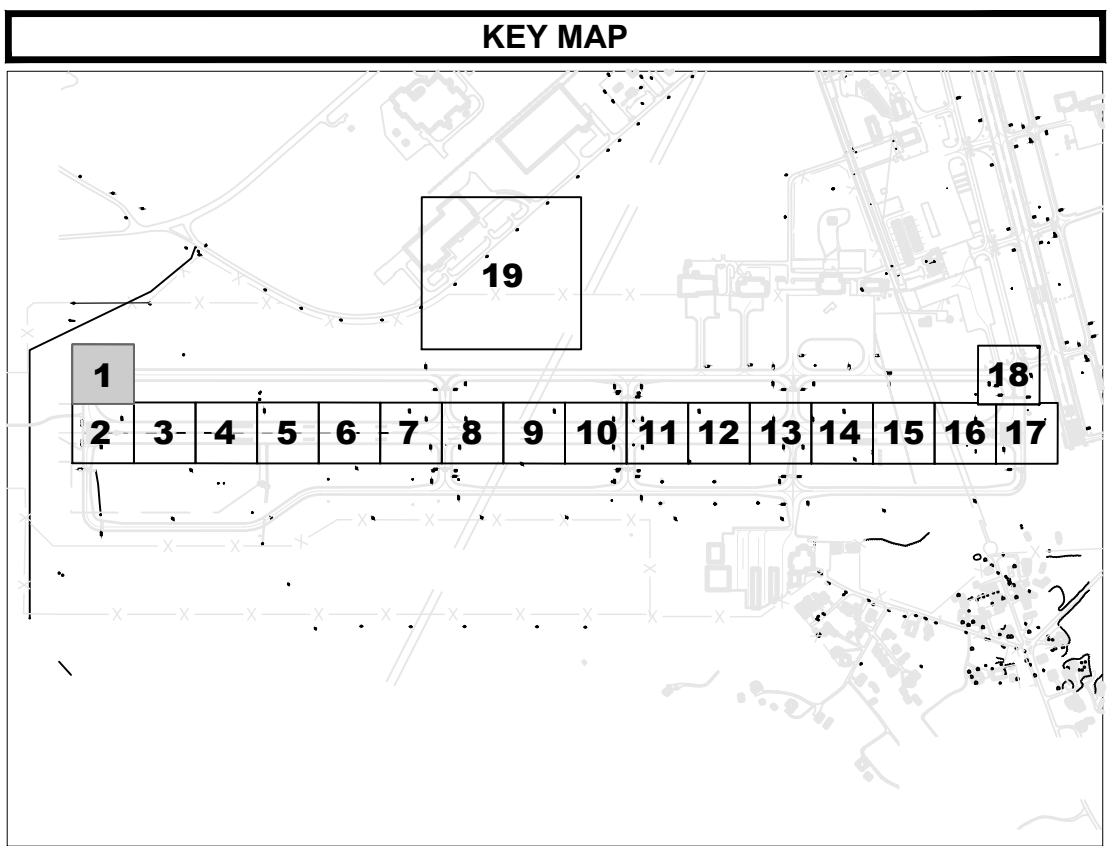
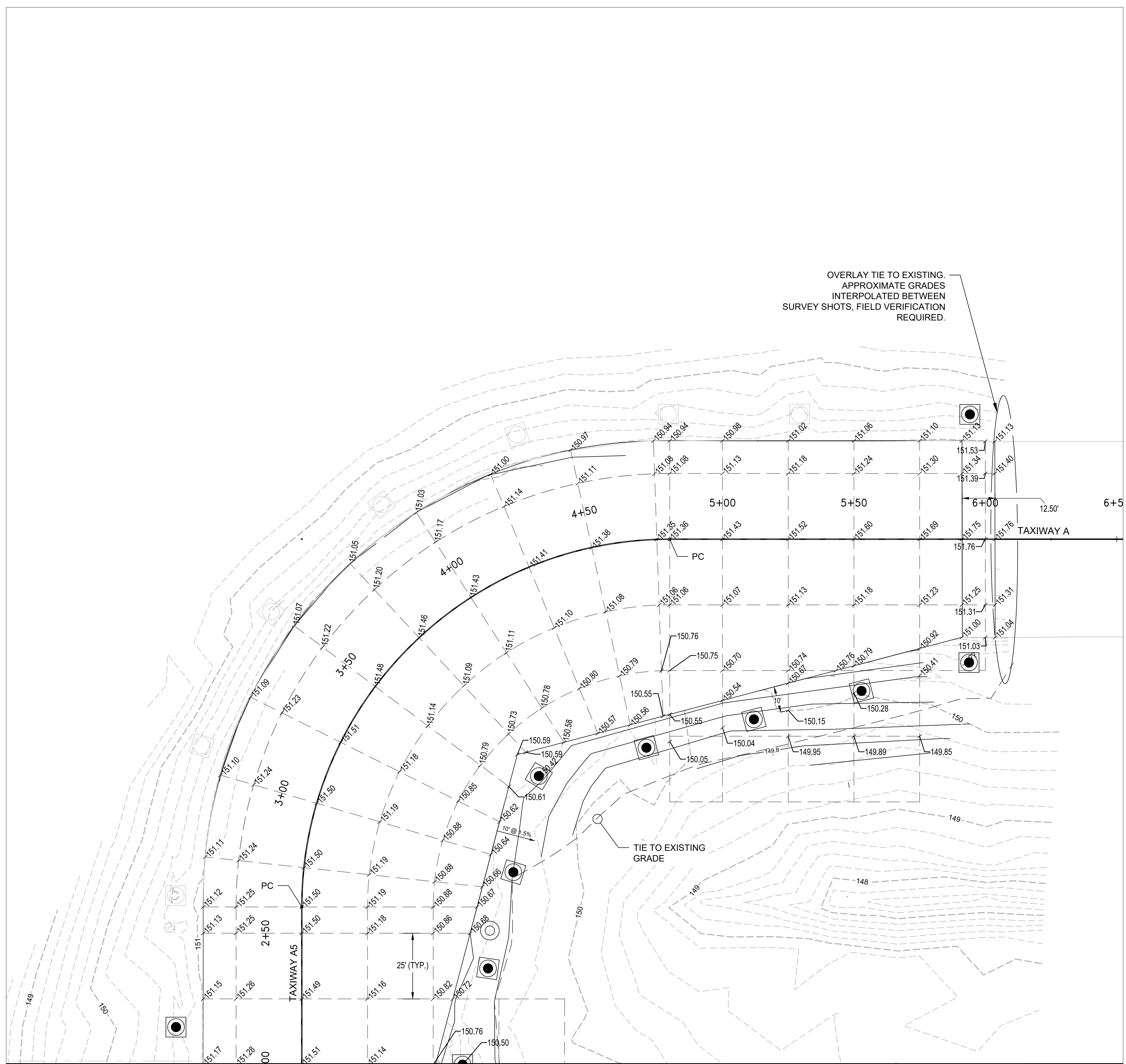


<small>CORPORATE OFFICE: 400 W. BOY SCOUT BLVD. TAMPA, FL 33607 FBRP CERTIFICATE OF AUTHORIZATION NO.24 WWW.ATKINSGLOBAL.COM</small>	<small>LOCAL OFFICE: 404 BNA DRIVE, STE 600 NASHVILLE, TN 37217 TEL: 615.369.6298 FAX: 615.369.0283</small>
JOB NO.: 100066795	
DESIGNED: CDD	CHECKED: DWS
DRAWN: JSH	APPROVED: CDD
SHEET NO. C-304	REV.

PLOT DATE: 3/27/2020 4:16 PM  
FILE NAME: s:\c:\11100066795 runway 4-22 rehab design\DWG\C-30X Marking Sheets.dwg




0 1/2 1  
Inches



PLOT DATE: 3/27/2020 4:21 PM  
FILE NAME: s:\0-TCL110006795 runway 4-22 rehab.dwg\G-C-40X Pavement Elevation Sheets.dwg

STA 2+00 MATCHLINE C-402

REV	DATE	ISSUED FOR	DESC. OF REVISIONS
4	CDD 3/29/2020	ISSUED FOR BID	
3	CDD 2/27/2020	95% DESIGN REVIEW MEETING	
2	CDD 12/17/2019	60% DESIGN REVIEW MEETING	
1	CDD 10/16/2018	30% DESIGN REVIEW MEETING	



ISSUED FOR BID  
NOT FOR CONSTRUCTION



CLIENT: **TUSCALOOSA NATIONAL AIRPORT**  
PROJECT: **RECONSTRUCT RUNWAY 4-22**  
SHEET TITLE: **PAVEMENT ELEVATIONS - SHEET 1**

**SNC-LAVALIN** **ATKINS**  
INCORPORATED  
CONSULTANTS

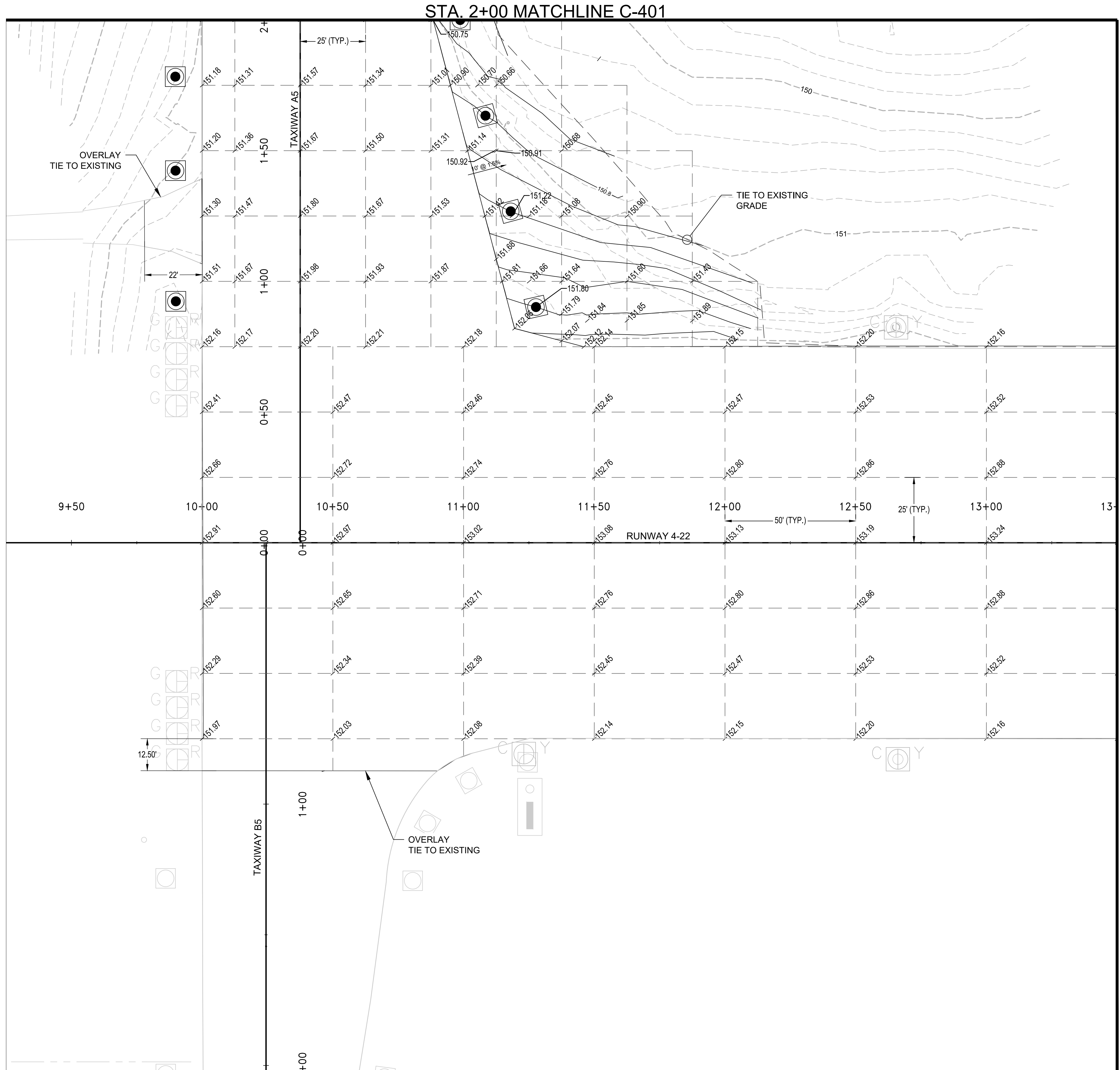
CORPORATE OFFICE: 4630 W. BOY SCOUT BLVD., TAMPA, FL 33607  
 LOCAL OFFICE: 404 BNA DRIVE, STE 600, NASHVILLE, TN 37217  
 FBPR CERTIFICATE OF AUTHORIZATION NO 24  
 TEL: 815.399.0288 FAX: 815.399.0283  
 WWW.ATKINSGLOBAL.COM

JOB NO.: 10006795  
 DESIGNED: CDD CHECKED: DWS  
 DRAWN: JSH APPROVED: CDD  
 SHEET NO. C-401 REV.  $\Delta$

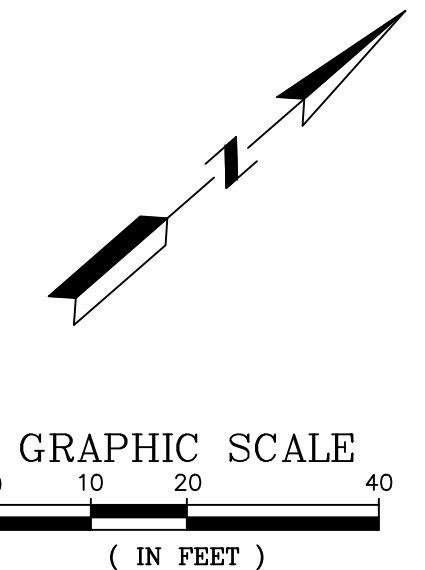
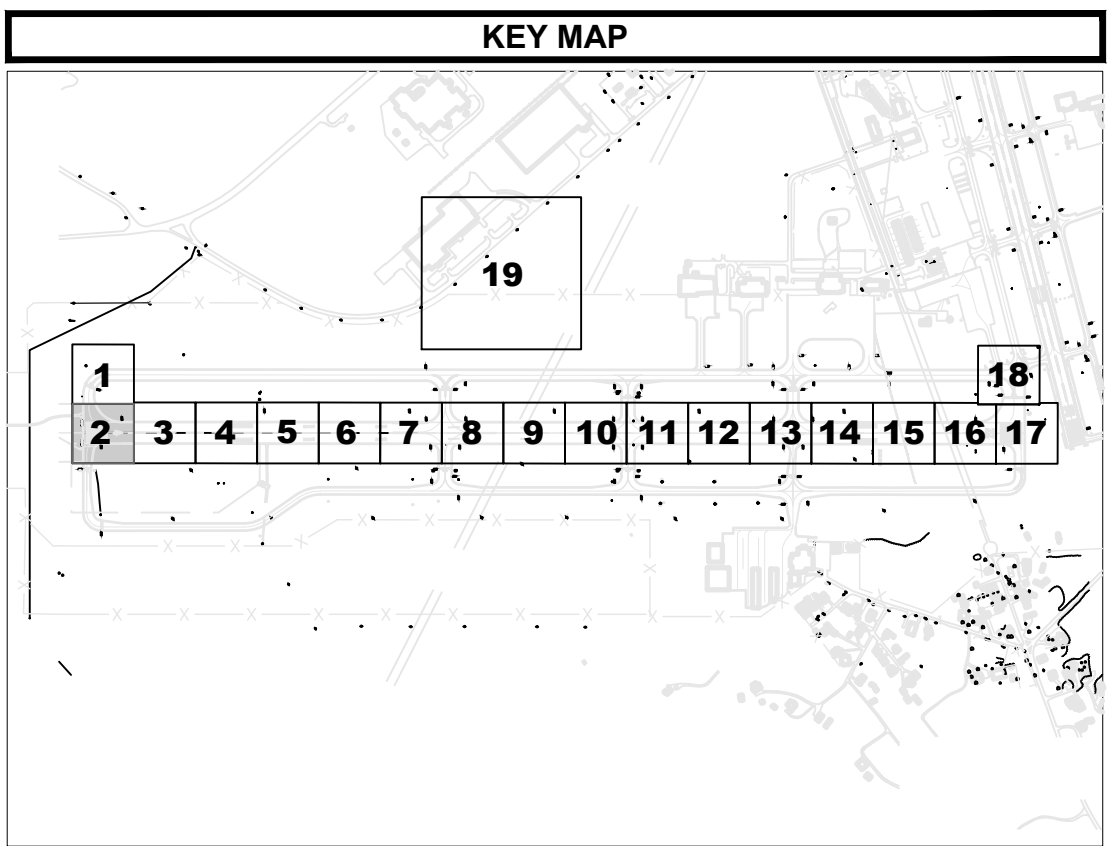


PLOT DATE: 3/27/2020 4:21 PM  
 FILE NAME: s:\0-TCL\10006795 runway 4-22 rehab design\DWG\C-40X Pavement Elevation Sheets.dwg


Inches  
 0 1/2 1 4



STA. 13+50 MATCHLINE C-403



REV. NO.	DATE	ISSUED FOR	REV. APPR. NO. & I.D.	DESC. OF REVISIONS
4	CDD 3/29/2020	ISSUED FOR BID		
3	CDD 2/27/2020	95% DESIGN REVIEW MEETING		
2	CDD 12/17/2019	60% DESIGN REVIEW MEETING		
1	CDD 10/16/2019	30% DESIGN REVIEW MEETING		



ISSUED FOR BID  
 NOT FOR CONSTRUCTION

**City of TUSCALOOSA**  
 INFRASTRUCTURE & PUBLIC SERVICES

**TUSCALOOSA NATIONAL AIRPORT**  
**RECONSTRUCT RUNWAY 4-22**  
**PAVEMENT ELEVATIONS - SHEET 2**

**SNC-LAVALIN** **ATKINS**  
 MEMBER OF THE SNC-LAVALIN GROUP

CORPORATE OFFICE: 4630 W. BOY SCOUT BLVD. TAMPA, FL 33607  
 FLORIDA CERTIFICATE OF AUTHORIZATION NO. 24

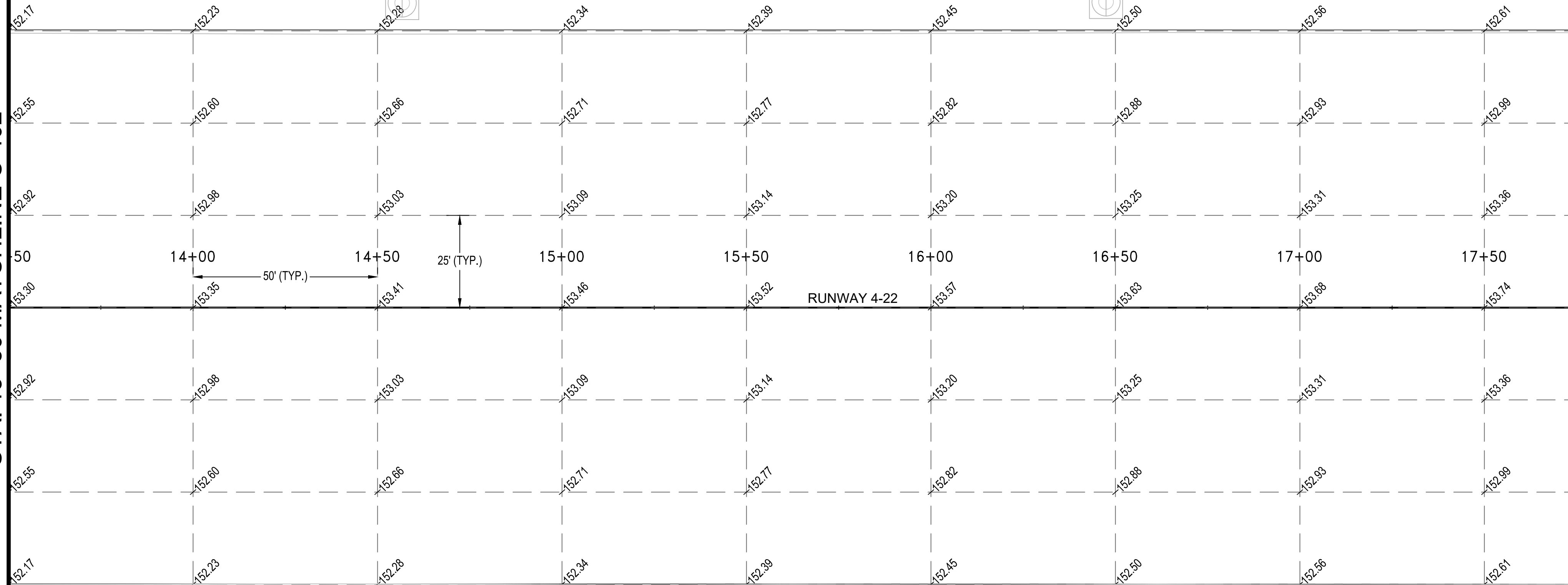
LOCAL OFFICE: 404 BNA DRIVE, STE 600 NASHVILLE, TN 37217  
 TEL: 615.399.0288 FAX: 615.399.0283  
 WWW.ATKINSGLOBAL.COM

JOB NO.: 10006795  
 DESIGNED: CDD CHECKED: DWS  
 DRAWN: JSH APPROVED: CDD  
 SHEET NO. C-402 REV.  $\Delta$

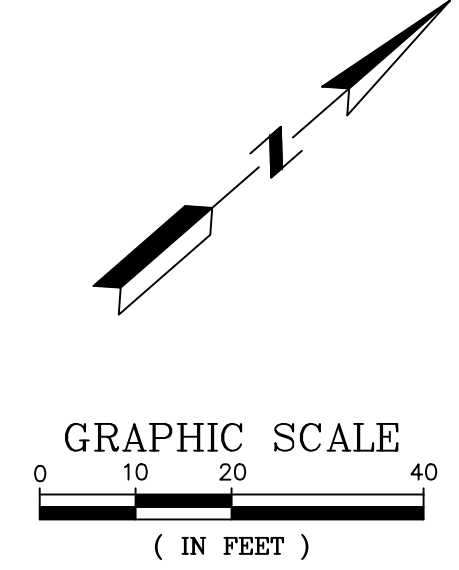
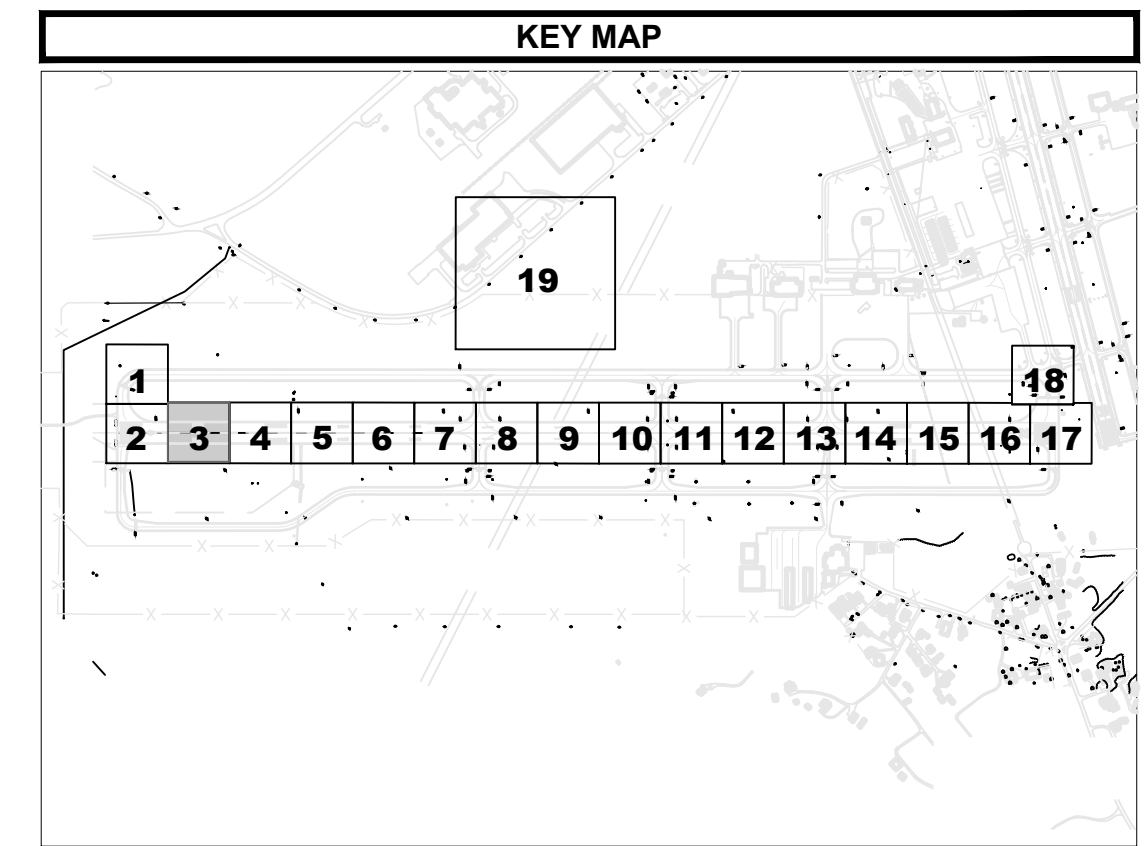


0 1/2 1  
Inches


STA. 13+50 MATCHLINE C-402



STA. 17+75 MATCHLINE C-404



REV. NO.	DATE	ISSUED FOR	DESC. OF REVISIONS
4	CDD 3/29/2020	ISSUED FOR BID	
3	CDD 2/27/2020	95% DESIGN REVIEW MEETING	
2	CDD 12/17/2019	60% DESIGN REVIEW MEETING	
1	CDD 10/16/2018	30% DESIGN REVIEW MEETING	



ISSUED FOR BID  
NOT FOR CONSTRUCTION



CLIENT: TUSCALOOSA NATIONAL AIRPORT  
PROJECT: RECONSTRUCT RUNWAY 4-22  
SHEET TITLE: PAVEMENT ELEVATIONS - SHEET 3

JOB NO.:	100066795
DESIGNED:	CDD
CHECKED:	DWS
DRAWN:	JSH
APPROVED:	CDD
SHEET NO.:	C-403

PLOT DATE: 3/27/2020 4:22 PM  
FILE NAME: s:\0-TCL1100066795\runway 4-22 rehab design\DWG\C-40X Pavement Elevation Sheets.dwg

**SNC-LAVALIN**  
Member of the SNC-Lavalin Group

**ATKINS**  
Member of the SNC-Lavalin Group

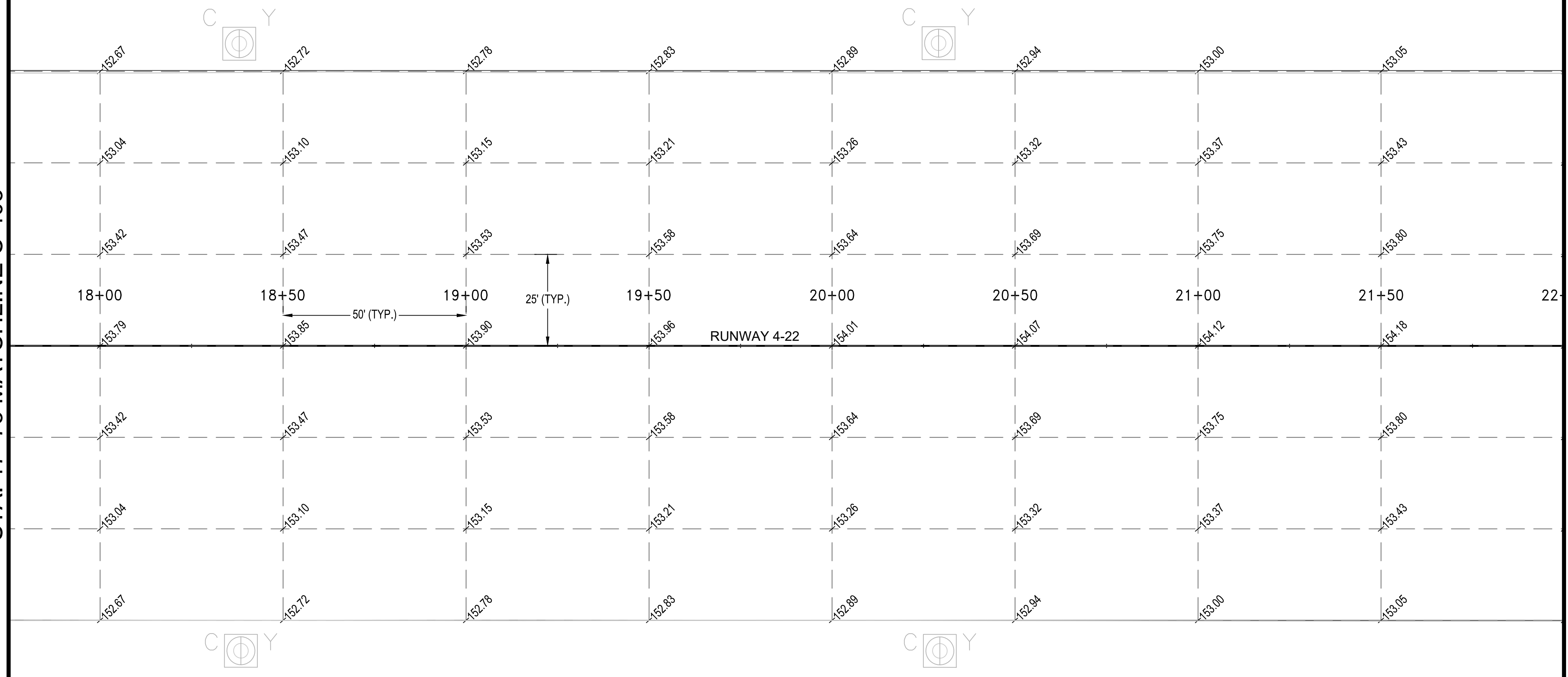
CORPORATE OFFICE: 460 W. BOY SCOUT BLVD. TAMPA, FL 33607  
FPRK CERTIFICATE OF AUTHORIZATION NO.24  
WWW.ATKINSGLOBAL.COM

LOCAL OFFICE: 404 BNA DRIVE, STE 600 NASHVILLE, TN 37217  
TEL: 615.399.0288 FAX: 615.399.0283

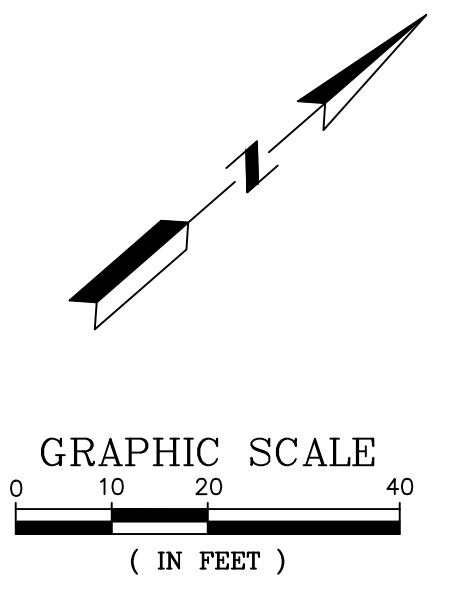
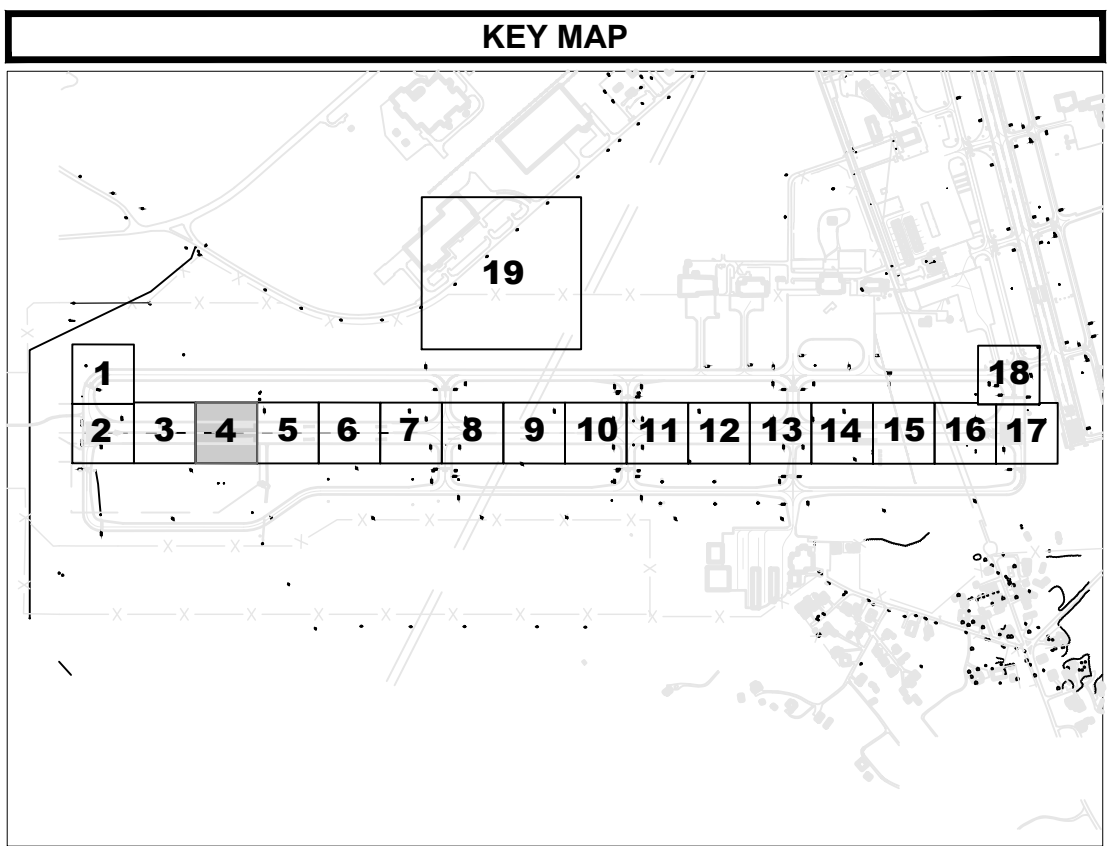


0 1/2 1  
Inches

STA. 17+75 MATCHLINE C-403



STA. 22+00 MATCHLINE C-405



PLOT DATE: 3/27/2020 4:23 PM  
FILE NAME: s:\0-TCL1\0006795 runway 4-22 rehab design\DWG\C-40X Pavement Elevation Sheets.dwg

REV. NO.	DATE	ISSUED FOR	DESC. OF REVISIONS
4	CDD 3/29/2020	ISSUED FOR BID	
3	CDD 2/27/2020	95% DESIGN REVIEW MEETING	
2	CDD 12/17/2019	60% DESIGN REVIEW MEETING	
1	CDD 10/16/2018	30% DESIGN REVIEW MEETING	



ISSUED FOR BID  
NOT FOR CONSTRUCTION



CLIENT: **TUSCALOOSA NATIONAL AIRPORT**  
PROJECT: **RECONSTRUCT RUNWAY 4-22**  
SHEET TITLE: **PAVEMENT ELEVATIONS - SHEET 4**

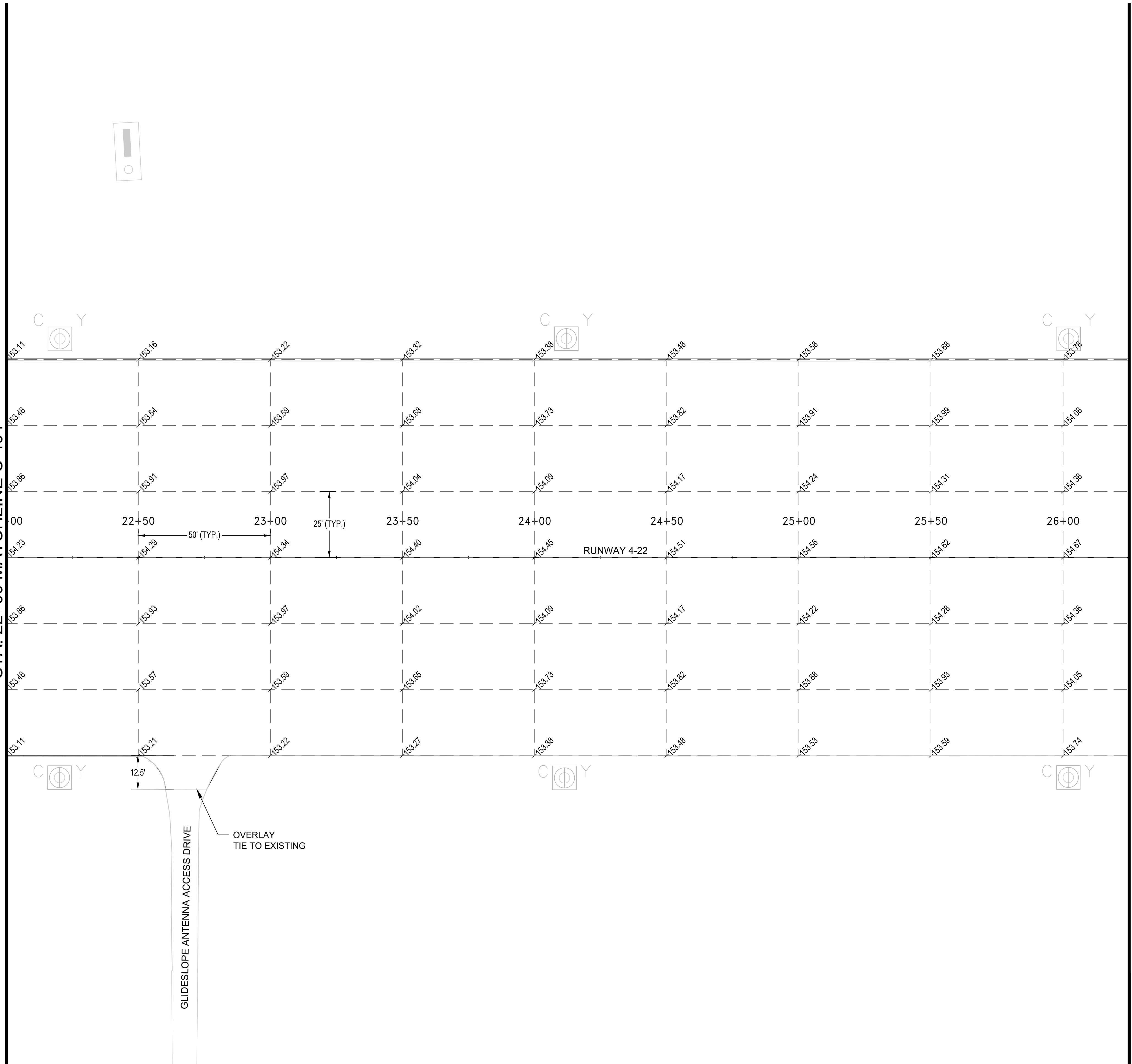
<small>CORPORATE OFFICE: 4630 W. BOY SCOUT BLVD. TAMPA, FL 33607 FURN CERTIFICATE OF AUTHORIZATION NO.24</small>	<small>LOCAL OFFICE: 404 BNA DRIVE, STE 600 NASHVILLE, TN 37217 TEL: 615.399.0288 FAX: 615.399.0283 WWW.ATKINSGLOBAL.COM</small>
JOB NO.: 10006795	
DESIGNED: CDD	CHECKED: DWS
DRAWN: JSH	APPROVED: CDD
SHEET NO. C-404	REV.



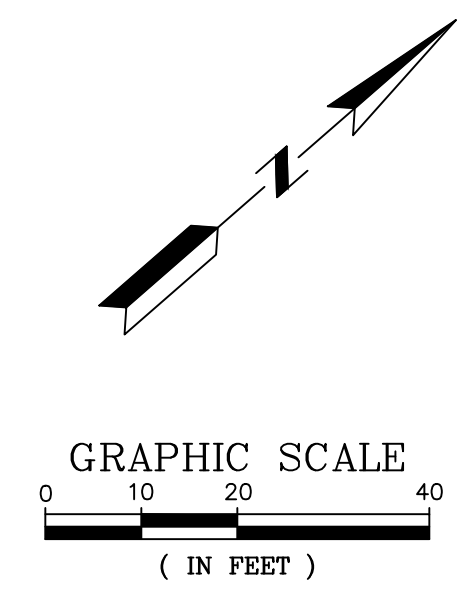
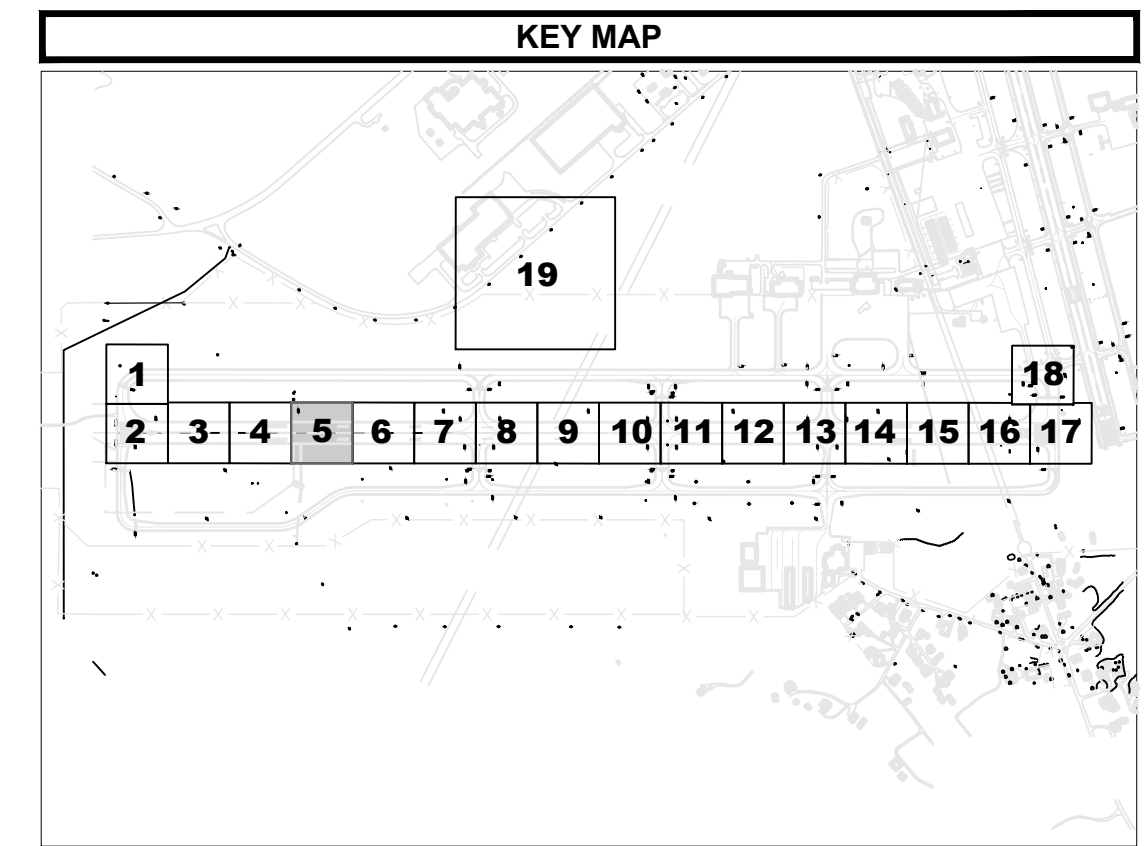
0 1/2 1  
Inches

PLOT DATE: 3/27/2020 4:23 PM  
FILE NAME: s:\0-TCL11\00066795-runway 4-22-rehab-design\DWG\C-40X-Pavement Elevation Sheets.dwg

STA. 22+00 MATCHLINE C-404



STA. 26+25 MATCHLINE C-406



REV. NO.	DATE	ISSUED FOR	DESC. OF REVISIONS
4	CDD 3/29/2020	ISSUED FOR BID	
3	CDD 2/27/2020	95% DESIGN REVIEW MEETING	
2	CDD 12/17/2019	60% DESIGN REVIEW MEETING	
1	CDD 10/16/2018	30% DESIGN REVIEW MEETING	



ISSUED FOR BID  
NOT FOR CONSTRUCTION



CLIENT: TUSCALOOSA NATIONAL AIRPORT  
PROJECT: RECONSTRUCT RUNWAY 4-22  
SHEET TITLE: PAVEMENT ELEVATIONS - SHEET 5


<small>CORPORATE OFFICE: 4630 W. BOY SCOUT BLVD. TAMPA, FL 33607 FURN CERTIFICATE OF AUTHORIZATION NO.24</small>	<small>LOCAL OFFICE: 404 BNA DRIVE, STE 600 NASHVILLE, TN 37217 TEL: 615.399.0288 FAX: 615.399.0283 WWW.ATKINSGLOBAL.COM</small>
JOB NO.: 100066795	
DESIGNED: CDD	CHECKED: DWS
DRAWN: JSH	APPROVED: CDD
SHEET NO. C-405	REV.



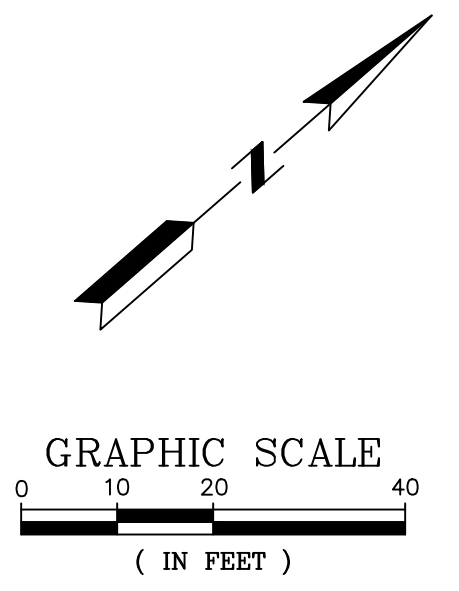
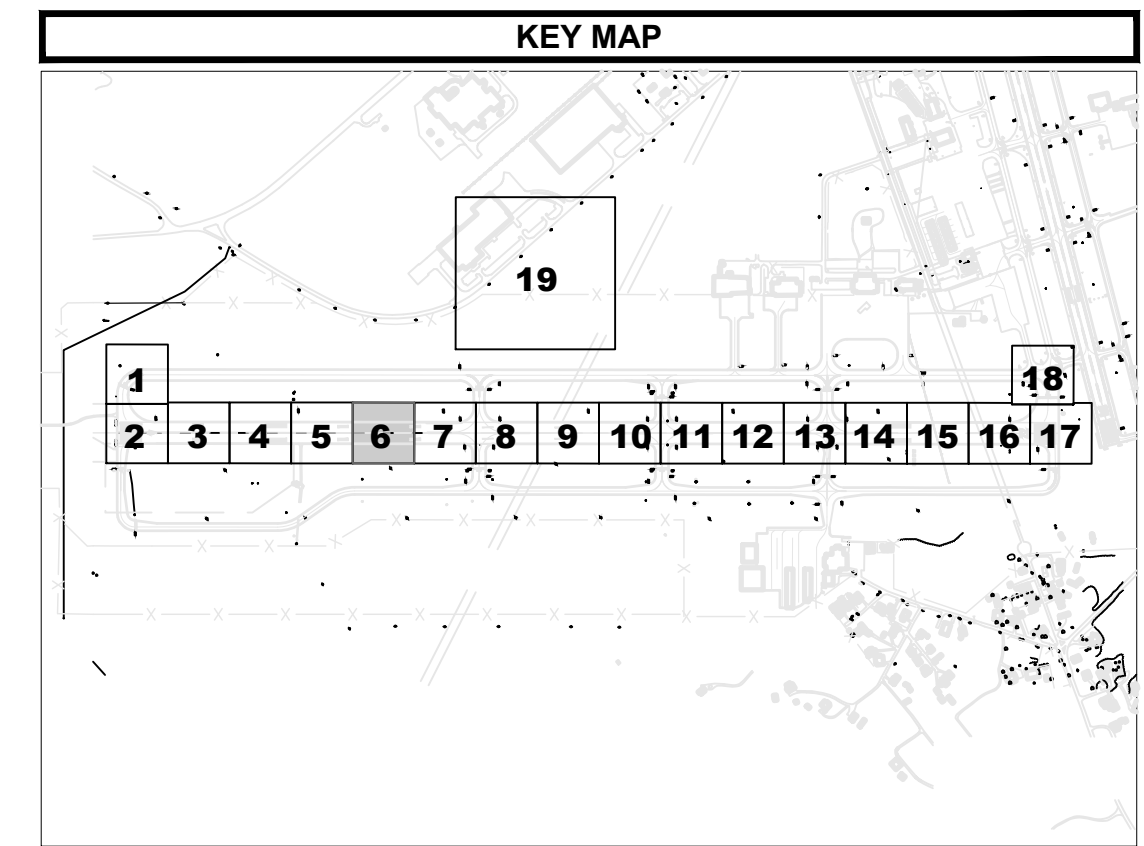
0 1/2 1  
Inches

PLOT DATE: 3/27/2020 4:24 PM  
FILE NAME: s:\0-TCL1\00066795 runway 4-22 rehab design\DWG\C-40X Pavement Elevation Sheets.dwg

STA. 26+25 MATCHLINE C-405



STA. 30+50 MATCHLINE C-407



REV. NO.	DATE	ISSUED FOR	DESC. OF REVISIONS
4	CDD 3/29/2020	ISSUED FOR BID	
3	CDD 2/27/2020	95% DESIGN REVIEW MEETING	
2	CDD 12/17/2019	60% DESIGN REVIEW MEETING	
1	CDD 10/16/2018	30% DESIGN REVIEW MEETING	



ISSUED FOR BID  
NOT FOR CONSTRUCTION



CLIENT: TUSCALOOSA NATIONAL AIRPORT  
PROJECT: RECONSTRUCT RUNWAY 4-22  
SHEET TITLE: PAVEMENT ELEVATIONS - SHEET 6

JOB NO.:	100066795		
DESIGNED:	CDD	CHECKED:	DWS
DRAWN:	JSH	APPROVED:	CDD
SHEET NO.:	C-406	REV.:	△

**SNC-LAVALIN**  
Member of the SNC-Lavalin Group

**ATKINS**  
Member of the SNC-Lavalin Group

CORPORATE OFFICE:  
460 W. BOY SCOUT BLVD.  
TAMPA, FL 33607  
FURN CERTIFICATE OF  
AUTHORIZATION NO.24  
WWW.ATKINSGLOBAL.COM

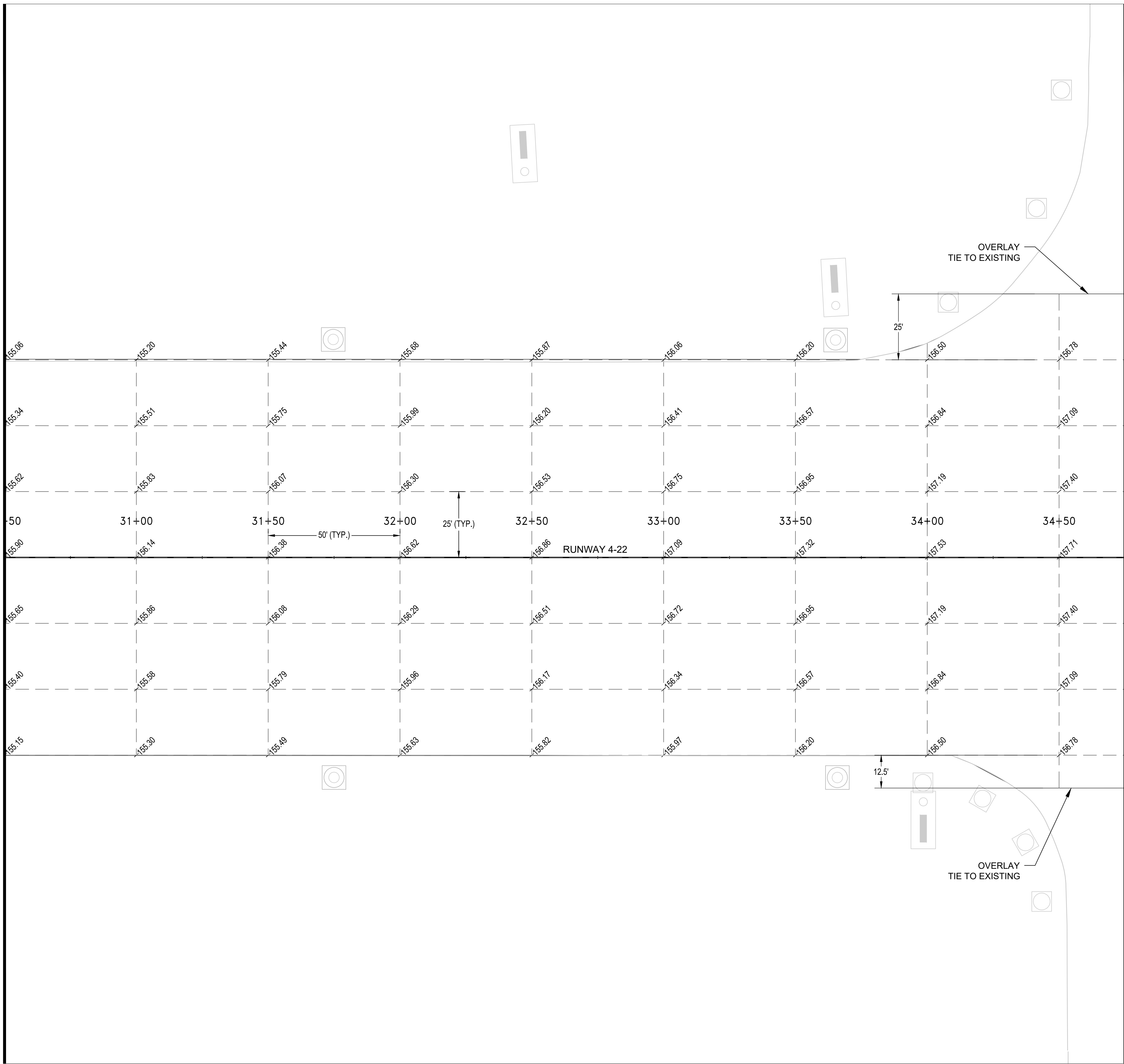
LOCAL OFFICE:  
404 BNA DRIVE, STE 600  
NASHVILLE, TN 37217  
TEL: 615.399.0288  
FAX: 615.399.0283



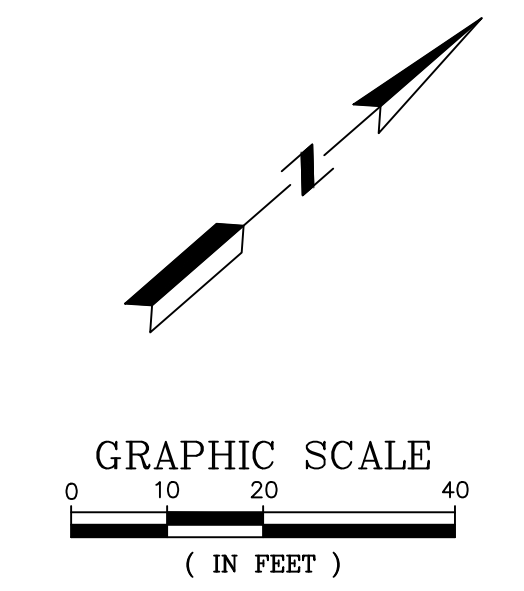
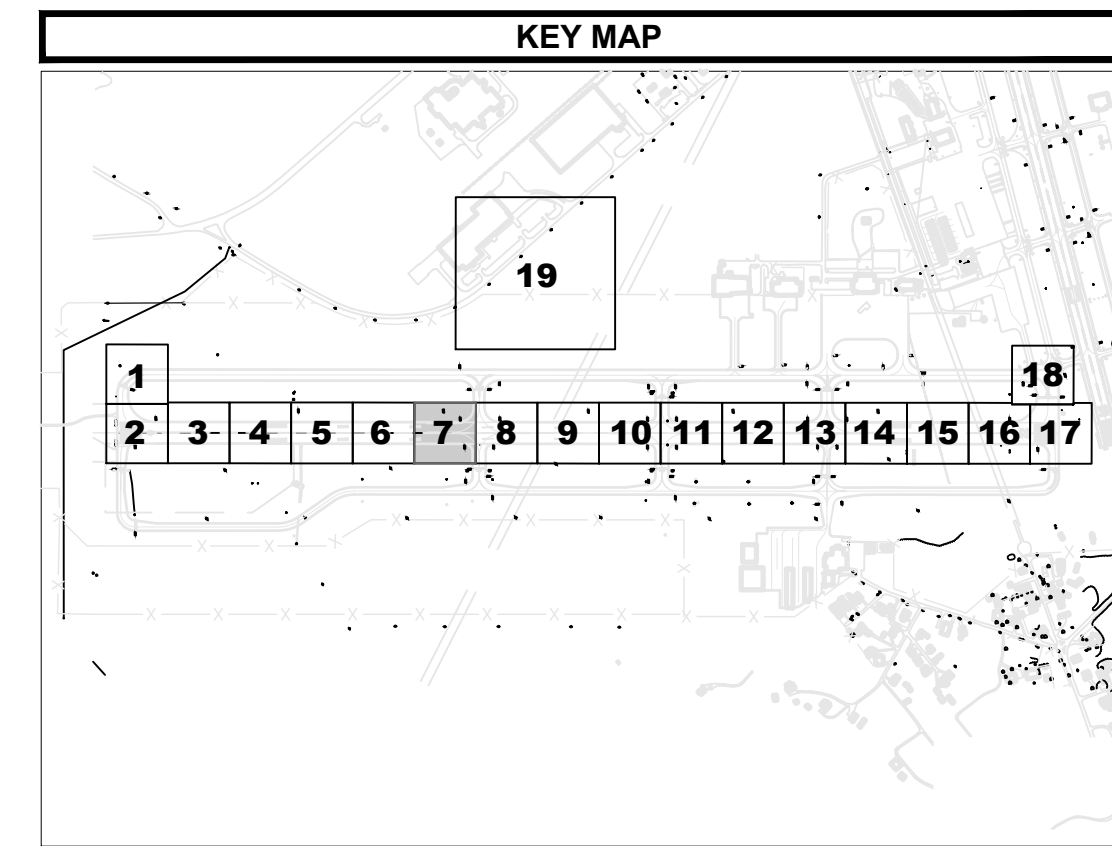
0 1/2 1  
Inches

PLOT DATE: 3/27/2020 4:24 PM  
FILE NAME: s:\0-TCL1\10006795 runway 4-22 rehab design\DWG\C-40X Pavement Elevation Sheets.dwg

STA. 30+50 MATCHLINE C-406



STA. 34+75 MATCHLINE C-408



ISSUE NO.	DATE	ISSUED FOR	REV. / APPR. NO. / DATE	DESC. OF REVISIONS
4	CDD 3/29/2020	ISSUED FOR BID		
3	CDD 2/27/2020	95% DESIGN REVIEW MEETING		
2	CDD 12/17/2019	60% DESIGN REVIEW MEETING		
1	CDD 10/16/2018	30% DESIGN REVIEW MEETING		



ISSUED FOR BID  
NOT FOR CONSTRUCTION



CLIENT: **TUSCALOOSA NATIONAL AIRPORT**  
PROJECT: **RECONSTRUCT RUNWAY 4-22**  
SHEET TITLE: **PAVEMENT ELEVATIONS - SHEET 7**

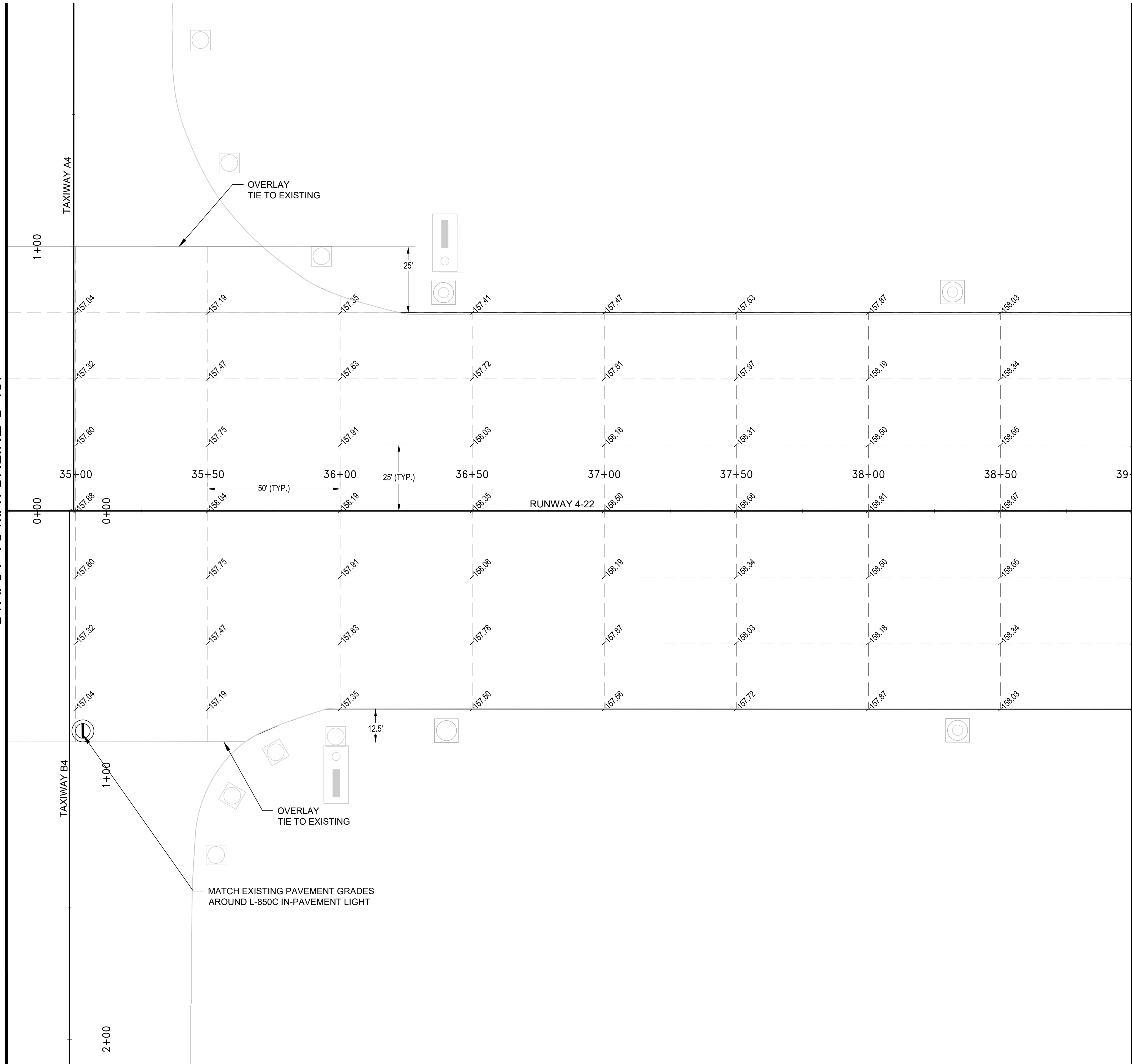
<small>CORPORATE OFFICE: 460 W. BOY SCOUT BLVD. TAMPA, FL 33607 FPRK CERTIFICATE OF AUTHORIZATION NO.24</small>	<small>LOCAL OFFICE: 404 BNA DRIVE, STE 600 NASHVILLE, TN 37217 TEL: 615.399.0288 FAX: 615.399.0283 WWW.ATKINSGLOBAL.COM</small>
JOB NO.: 10006795	
DESIGNED: CDD	CHECKED: DWS
DRAWN: JSH	APPROVED: CDD
SHEET NO. C-407	REV.



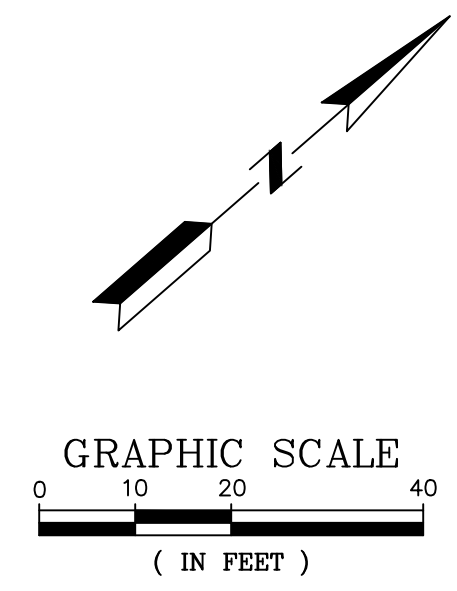
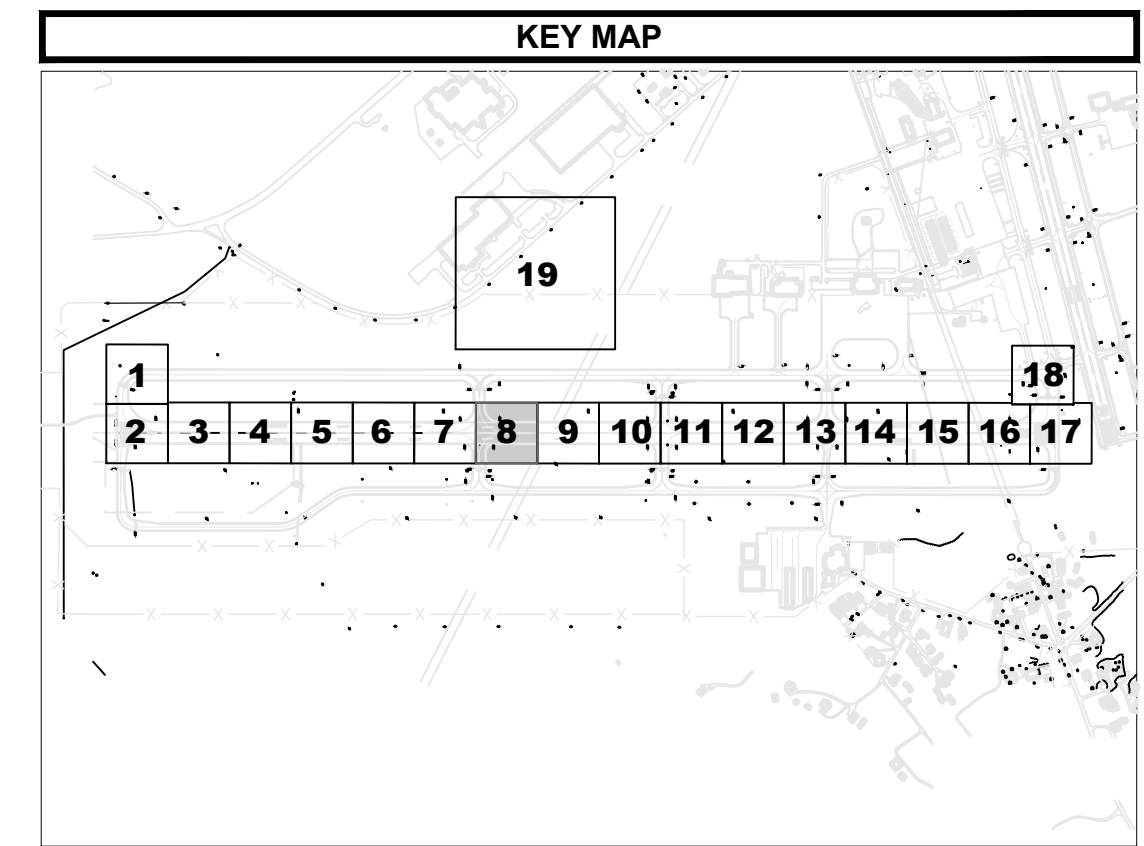
0 1/2 1  
Inches

PLOT DATE: 3/27/2020 4:26 PM  
FILE NAME: s:\0-TCL1\00066795-runway 4-22-rehab.dwg\DWG\C-40X-Pavement Elevation Sheets.dwg

STA. 34+75 MATCHLINE C-407



STA. 39+00 MATCHLINE C-409



REV.	DATE	ISSUED FOR	DESC. OF REVISIONS
4	CDD 3/29/2020	ISSUED FOR BID	
3	CDD 2/27/2020	95% DESIGN REVIEW MEETING	
2	CDD 12/17/2019	60% DESIGN REVIEW MEETING	
1	CDD 10/16/2018	30% DESIGN REVIEW MEETING	



ISSUED FOR BID  
NOT FOR CONSTRUCTION



CLIENT: **TUSCALOOSA NATIONAL AIRPORT**  
PROJECT: **RECONSTRUCT RUNWAY 4-22**  
SHEET TITLE: **PAVEMENT ELEVATIONS - SHEET 8**

**SNC-LAVALIN** **ATKINS**  
Member of the SNC-Lavalin Group

CORPORATE OFFICE: 4630 W. BOY SCOUT BLVD., TAMPA, FL 33607  
FBRP CERTIFICATE OF AUTHORIZATION NO.24  
WWW.ATKINSGLOBAL.COM

LOCAL OFFICE: 404 BNA DRIVE, STE 600, NASHVILLE, TN 37217  
TEL: 615.399.0288  
FAX: 615.399.0283


JOB NO.: 100066795  
DESIGNED: CDD CHECKED: DWS  
DRAWN: JSH APPROVED: CDD  
SHEET NO. C-408 REV.  $\Delta$



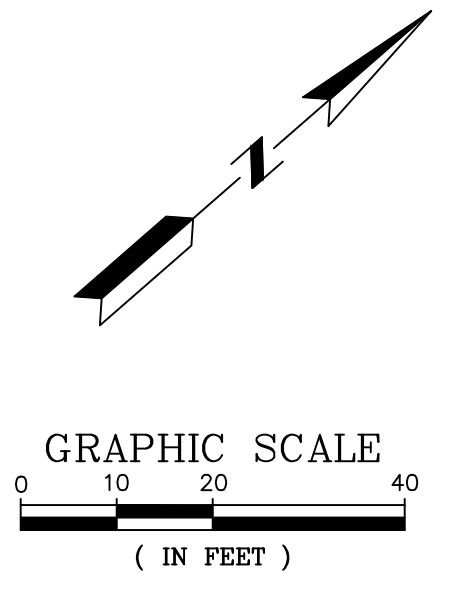
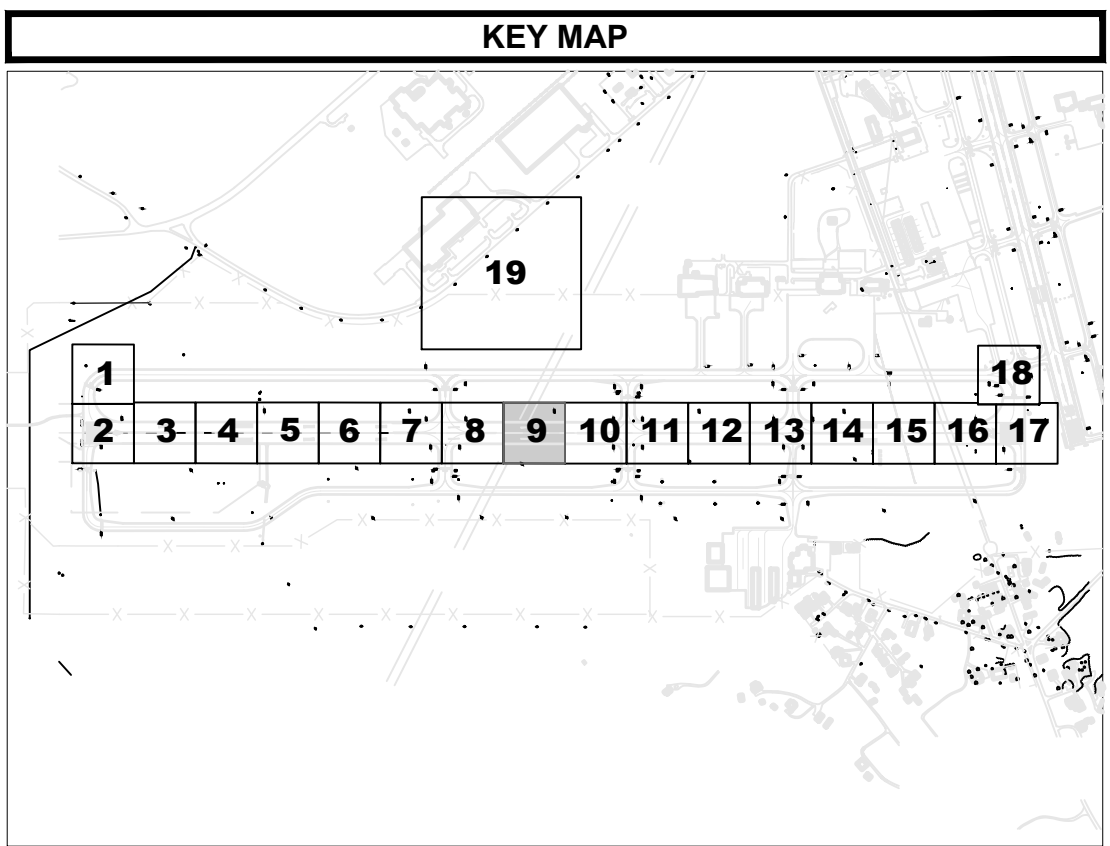
PLOT DATE: 3/27/2020 4:26 PM  
 FILE NAME: s:\0-TCL1\00066795 runway 4-22 rehab design\DWG\C-40X Pavement Elevation Sheets.dwg

0 1/2 1  
 Inches

STA. 39+00 MATCHLINE C-408



STA. 43+25 MATCHLINE C-410



ISSUED FOR	DATE	REV. APPR. NO.	DATE	DESC. OF REVISIONS
ISSUED FOR BID				
4 CDD	3/29/2020			
3 CDD	2/27/2020			95% DESIGN REVIEW MEETING
2 CDD	12/17/2019			60% DESIGN REVIEW MEETING
1 CDD	10/16/2018			30% DESIGN REVIEW MEETING



ISSUED FOR BID  
 NOT FOR CONSTRUCTION



CLIENT: TUSCALOOSA NATIONAL AIRPORT  
 PROJECT: RECONSTRUCT RUNWAY 4-22  
 SHEET TITLE: PAVEMENT ELEVATIONS - SHEET 9

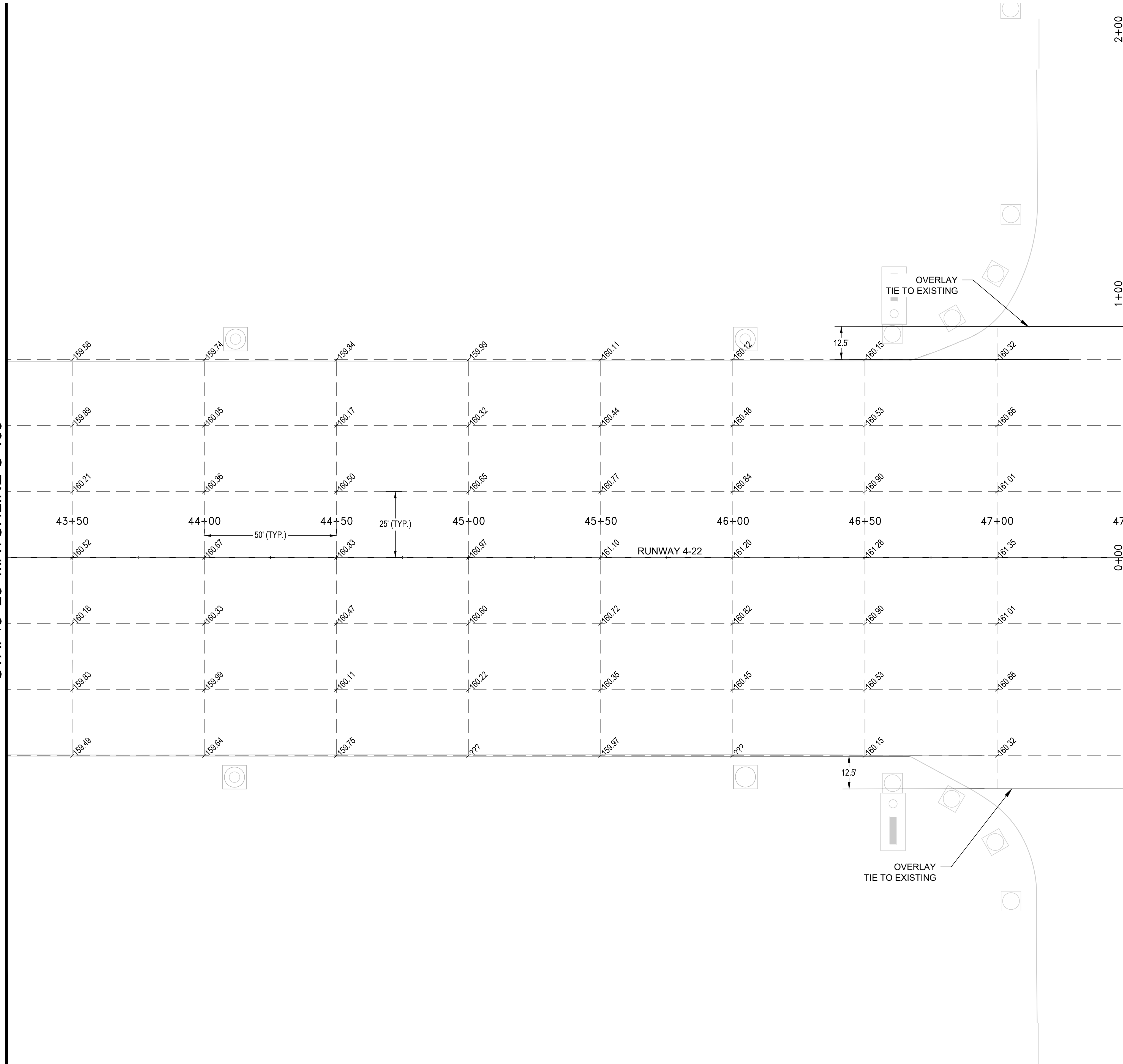
<small>CORPORATE OFFICE:          460 W. BOY SCOUT BLVD.          TAMPA, FL 33607          FBPR CERTIFICATE OF          AUTHORIZATION NO.24</small>	<small>LOCAL OFFICE:          404 BNA DRIVE, STE 600          NASHVILLE, TN 37217          TEL: 615.399.0288          FAX: 615.399.0283          WWW.ATKINSGLOBAL.COM</small>
JOB NO.: 100066795	
DESIGNED: CDD	CHECKED: DWS
DRAWN: JSH	APPROVED: CDD
SHEET NO. C-409	REV.



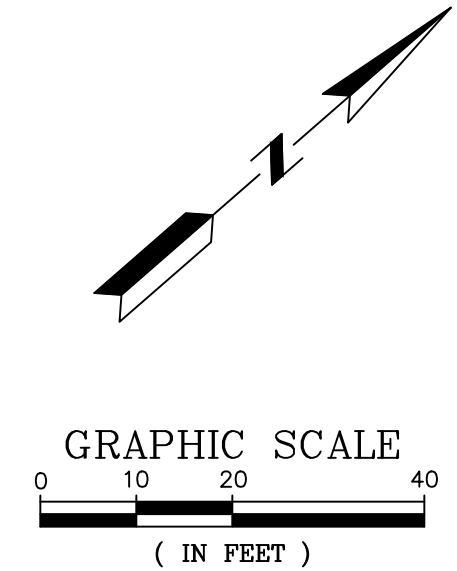
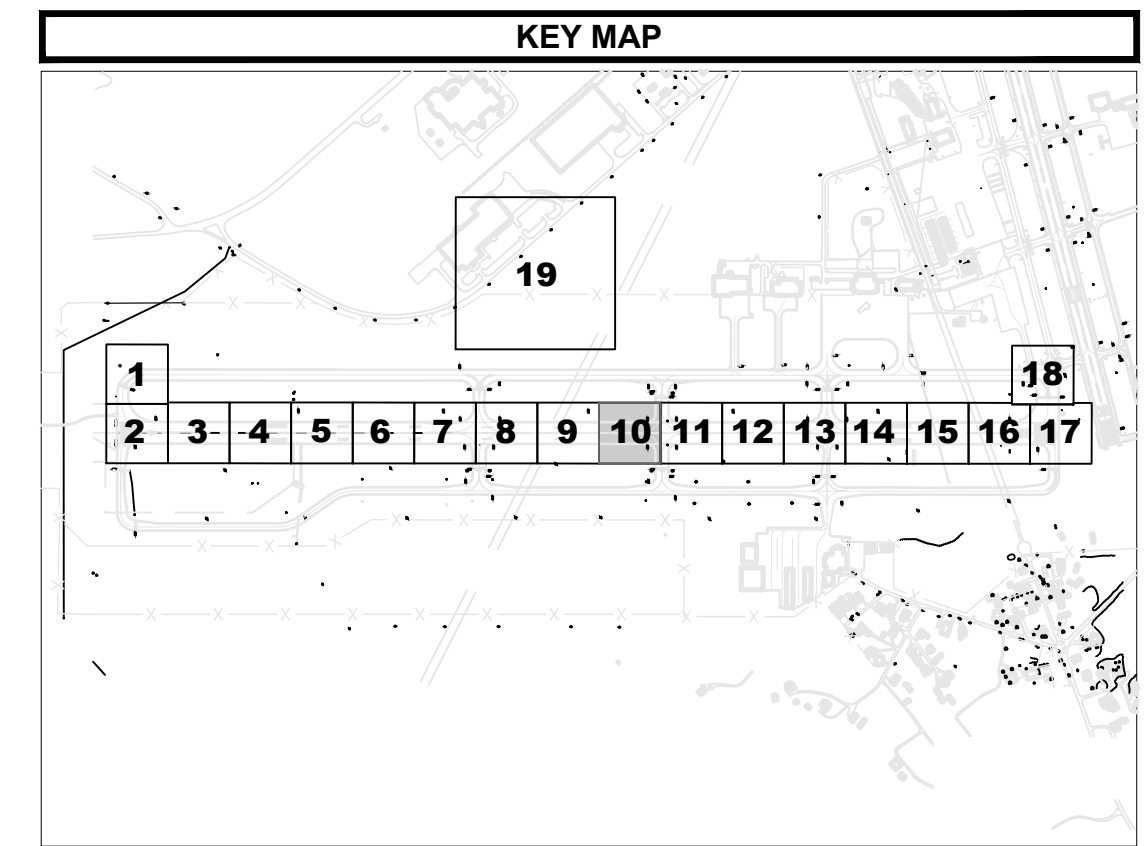
0 1/2 1  
Inches

PLOT DATE: 3/27/2020 4:26 PM  
FILE NAME: s:\0-TCL1\10006795\runway 4-22\_rehab\_design\DWG\C-40X Pavement Elevation Sheets.dwg

STA. 43+25 MATCHLINE C-409



STA. 47+50 MATCHLINE C-411



REV. NO.	DATE	ISSUED FOR	DESC. OF REVISIONS
4	CDD 3/29/2020	ISSUED FOR BID	
3	CDD 2/27/2020	95% DESIGN REVIEW MEETING	
2	CDD 12/17/2019	60% DESIGN REVIEW MEETING	
1	CDD 10/16/2018	30% DESIGN REVIEW MEETING	

ISSUED FOR BID  
 NOT FOR CONSTRUCTION

**TUSCALOOSA NATIONAL AIRPORT**  
**RECONSTRUCT RUNWAY 4-22**  
**PAVEMENT ELEVATIONS - SHEET 10**

**CLIENT:** TUSCALOOSA NATIONAL AIRPORT  
**PROJECT:** RECONSTRUCT RUNWAY 4-22  
**SHEET TITLE:** PAVEMENT ELEVATIONS - SHEET 10

CORPORATE OFFICE: 4630 W. BOY SCOUT BLVD., TAMPA, FL 33607  
 LOCAL OFFICE: 404 BNA DRIVE, STE 600, NASHVILLE, TN 37217  
 FPKR CERTIFICATE OF AUTHORIZATION NO. 24  
 TEL: 815.399.0288 FAX: 815.399.0283  
 WWW.ATKINSGLOBAL.COM

JOB NO.:	10006795
DESIGNED:	CDD
CHECKED:	DWS
DRAWN:	JSH
APPROVED:	CDD
SHEET NO.:	C-410

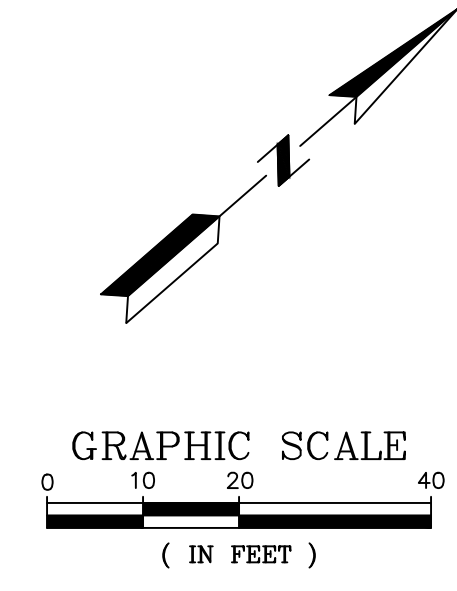
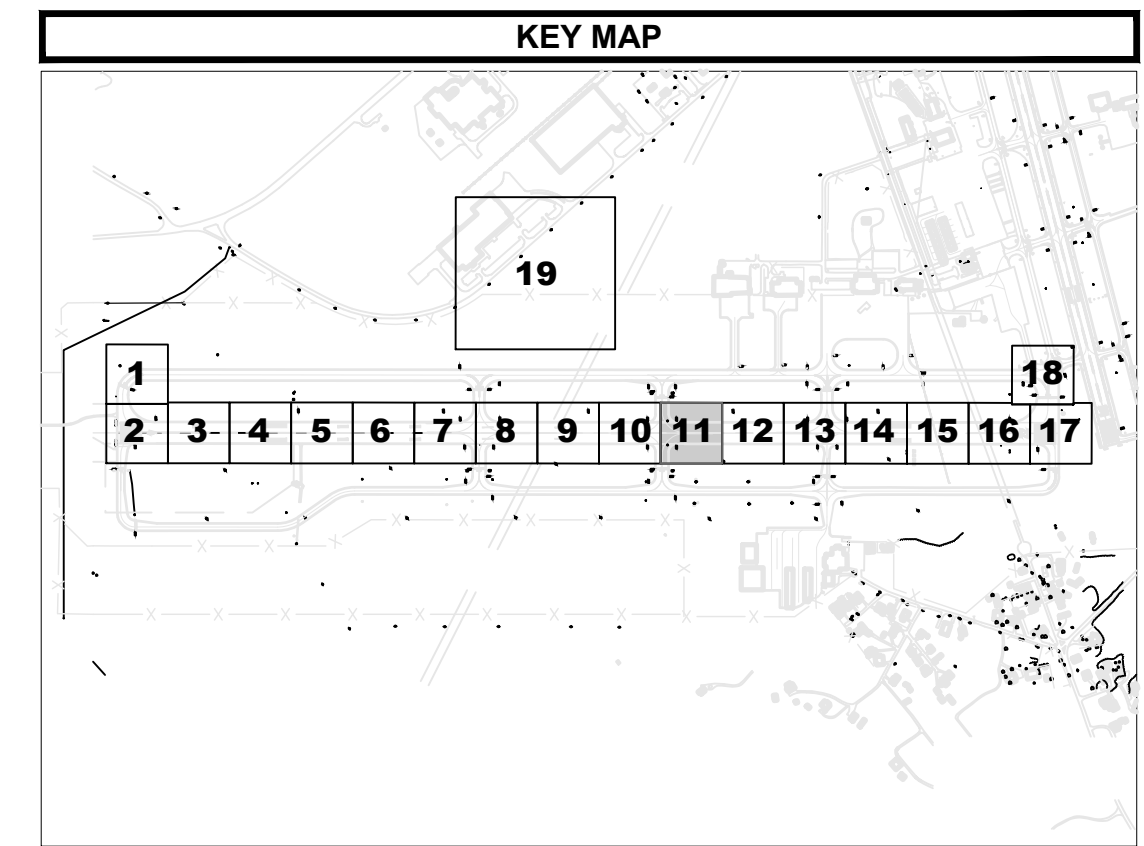
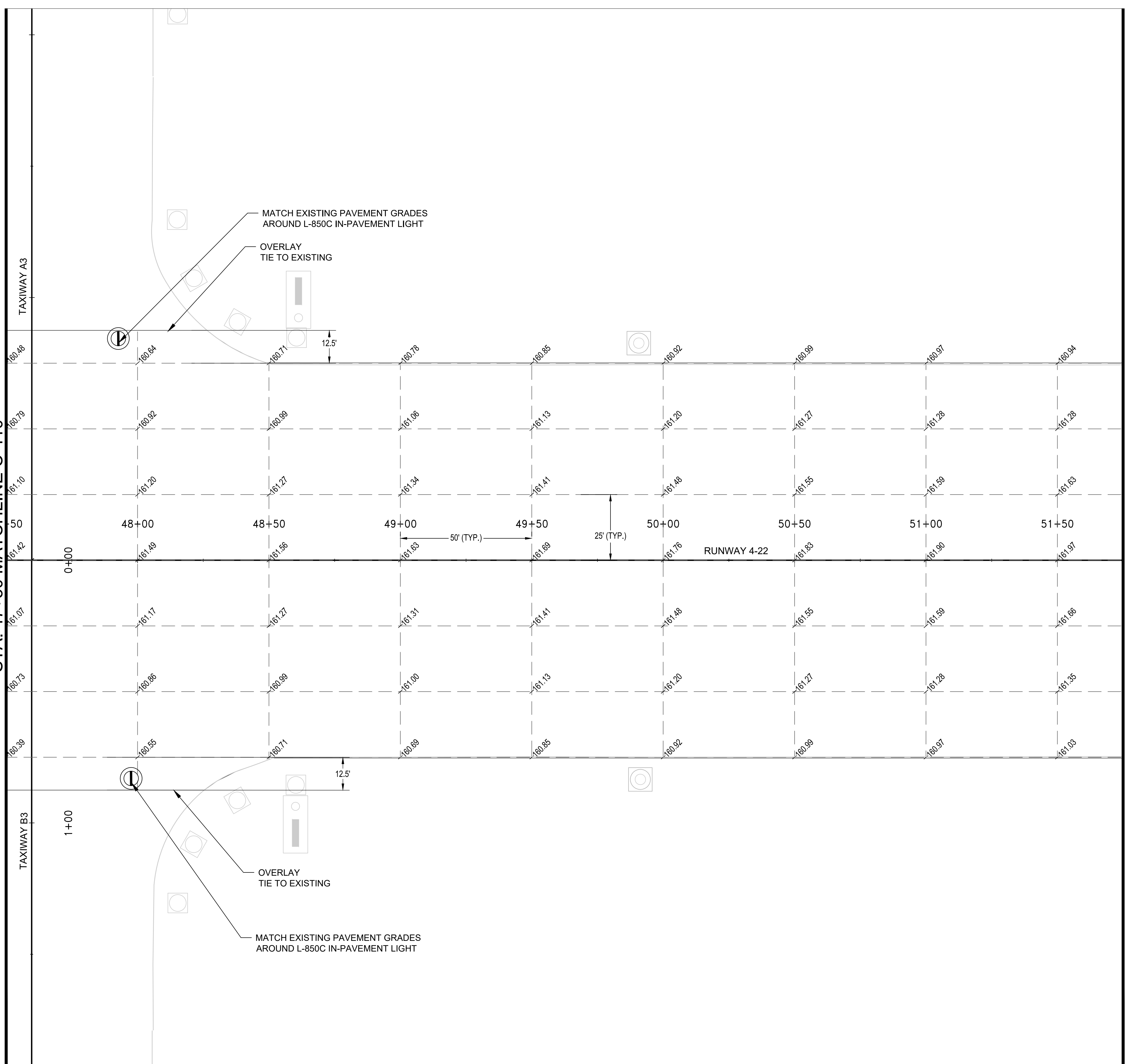


0 1/2 1  
Inches

PLOT DATE: 3/27/2020 4:27 PM  
FILE NAME: s:\0-TCL11\00066795\runway 4-22\_rehab\_design\DWG\C-41X Pavement Elevation Sheets.dwg

STA. 47+50 MATCHLINE C-410

STA. 51+75 MATCHLINE C-412



ISSUE NO.	DATE	ISSUED FOR	REV. APPR.	DATE	DESC. OF REVISIONS
4	CDD 3/29/2020	ISSUED FOR BID			
3	CDD 2/27/2020	95% DESIGN REVIEW MEETING			
2	CDD 12/17/2019	60% DESIGN REVIEW MEETING			
1	CDD 10/16/2018	30% DESIGN REVIEW MEETING			



ISSUED FOR BID  
NOT FOR CONSTRUCTION

**City of TUSCALOOSA**  
INFRASTRUCTURE & PUBLIC SERVICES

CLIENT: **TUSCALOOSA NATIONAL AIRPORT**  
 PROJECT: **RECONSTRUCT RUNWAY 4-22**  
 SHEET TITLE: **PAVEMENT ELEVATIONS - SHEET 11**

**SNC-LAVALIN** **ATKINS**  
Member of the SNC-Lavalin Group

CORPORATE OFFICE: 4630 W. BOY SCOUT BLVD., TAMPA, FL 33607  
 FLPK CERTIFICATE OF AUTHORIZATION NO.24  
 WWW.ATKINSGLOBAL.COM

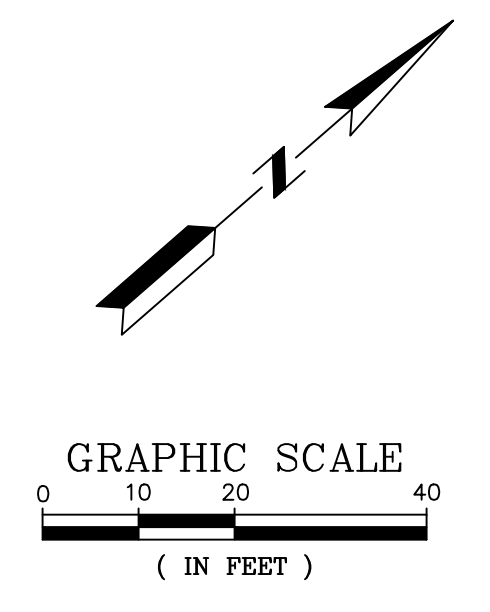
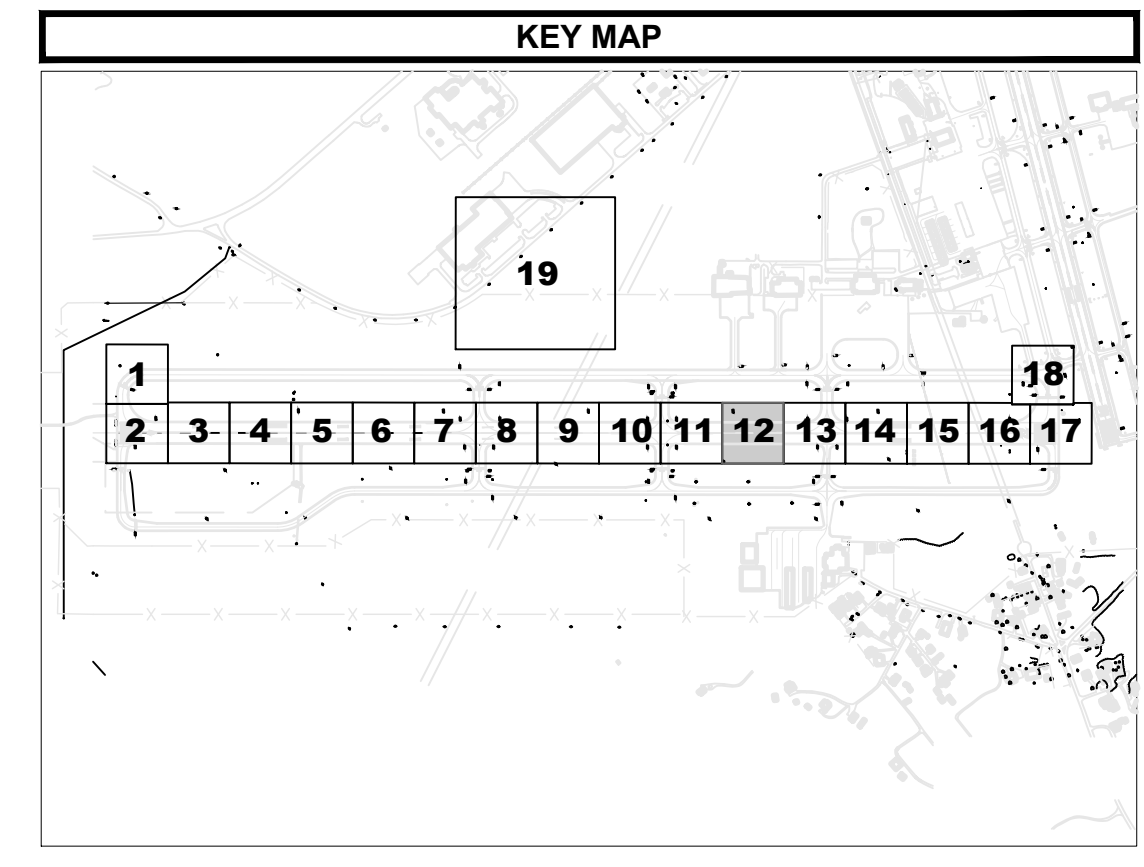

LOCAL OFFICE: 404 BNA DRIVE, STE 600, NASHVILLE, TN 37217  
 TEL: 615.399.0288  
 FAX: 615.399.0283

JOB NO.:	100066795
DESIGNED:	CDD
CHECKED:	DWS
DRAWN:	JSH
APPROVED:	CDD
SHEET NO.:	C-411
REV.:	△



STA. 51+75 MATCHLINE C-411

STA. 56+00 MATCHLINE C-413

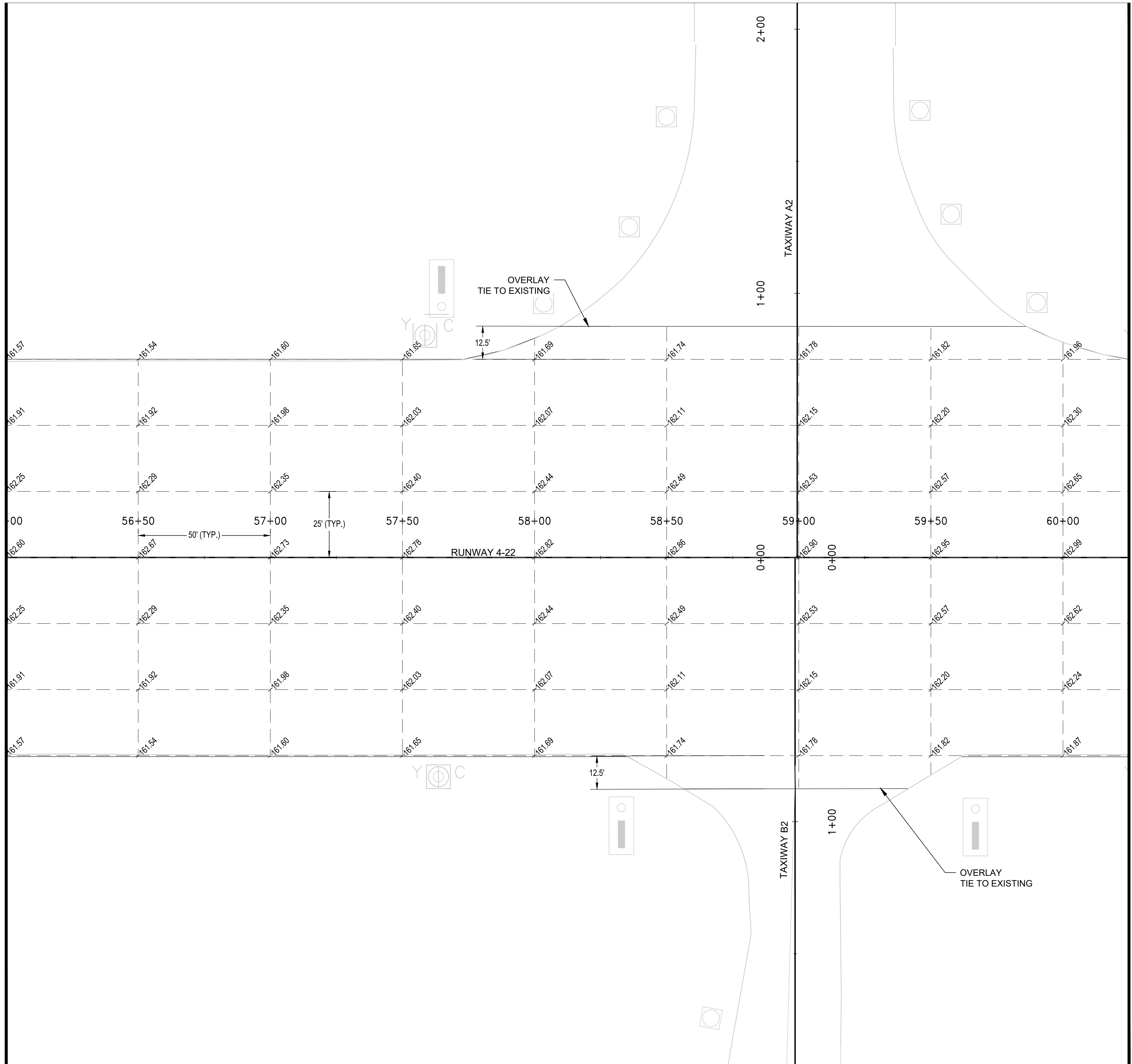


<p><b>City of TUSCALOOSA</b>                  INFRASTRUCTURE &amp; PUBLIC SERVICES</p>																																														
<p><b>TUSCALOOSA NATIONAL AIRPORT</b></p>																																														
<p><b>RECONSTRUCT RUNWAY 4-22</b></p>																																														
<p><b>PAVEMENT ELEVATIONS - SHEET 12</b></p>																																														
<p>CLIENT:</p>	<p>PROJECT:</p>																																													
<p>SHEET TITLE</p>	<p>SHEET TITLE</p>																																													
<p>JOB NO.: 100066795</p>																																														
<p>DESIGNED: CDD</p>	<p>CHECKED: DWS</p>																																													
<p>DRAWN: JSH</p>	<p>APPROVED: CDD</p>																																													
<p>SHEET NO. C-412</p>	<p>REV. </p>																																													
<p>ISSUED FOR BID NOT FOR CONSTRUCTION</p>																																														
<table border="1"> <tr> <th>ISSUED FOR</th> <th>DATE</th> <th>REV / APPR</th> <th>DATE</th> <th>DESC. OF REVISIONS</th> </tr> <tr> <td>4</td> <td>CDD 3/29/2020</td> <td></td> <td></td> <td>ISSUED FOR BID</td> </tr> <tr> <td>3</td> <td>CDD 2/27/2020</td> <td></td> <td></td> <td>95% DESIGN REVIEW MEETING</td> </tr> <tr> <td>2</td> <td>CDD 12/17/2019</td> <td></td> <td></td> <td>60% DESIGN REVIEW MEETING</td> </tr> <tr> <td>1</td> <td>CDD 10/16/2018</td> <td></td> <td></td> <td>30% DESIGN REVIEW MEETING</td> </tr> </table>	ISSUED FOR	DATE	REV / APPR	DATE	DESC. OF REVISIONS	4	CDD 3/29/2020			ISSUED FOR BID	3	CDD 2/27/2020			95% DESIGN REVIEW MEETING	2	CDD 12/17/2019			60% DESIGN REVIEW MEETING	1	CDD 10/16/2018			30% DESIGN REVIEW MEETING	<table border="1"> <tr> <th>ISSUED FOR</th> <th>DATE</th> <th>REV / APPR</th> <th>DATE</th> <th>DESC. OF REVISIONS</th> </tr> <tr> <td> </td> <td> </td> <td> </td> <td> </td> <td> </td> </tr> <tr> <td> </td> <td> </td> <td> </td> <td> </td> <td> </td> </tr> <tr> <td> </td> <td> </td> <td> </td> <td> </td> <td> </td> </tr> </table>	ISSUED FOR	DATE	REV / APPR	DATE	DESC. OF REVISIONS															
ISSUED FOR	DATE	REV / APPR	DATE	DESC. OF REVISIONS																																										
4	CDD 3/29/2020			ISSUED FOR BID																																										
3	CDD 2/27/2020			95% DESIGN REVIEW MEETING																																										
2	CDD 12/17/2019			60% DESIGN REVIEW MEETING																																										
1	CDD 10/16/2018			30% DESIGN REVIEW MEETING																																										
ISSUED FOR	DATE	REV / APPR	DATE	DESC. OF REVISIONS																																										
<p>ATKINS                  MEMBER OF THE SNC-LAVALIN GROUP</p> <p>CORPORATE OFFICE: 4630 W. BOY SCOUT BLVD. TAMPA, FL 33607                  PERMITS CERTIFICATE OF AUTHORIZATION NO. 24</p> <p>LOCAL OFFICE: 404 BNA DRIVE, STE 600 NASHVILLE, TN 37217                  TEL: 615.399.0288 FAX: 615.399.0283                  WWW.ATKINSGLOBAL.COM</p>																																														

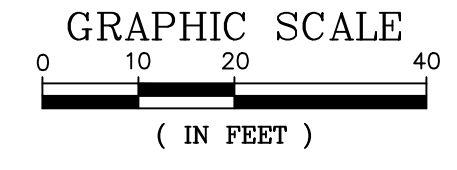
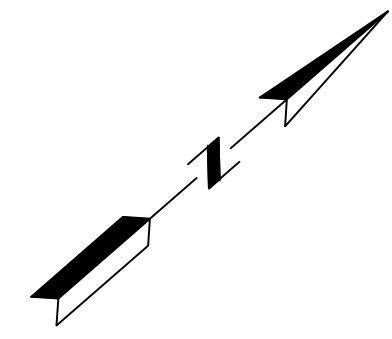
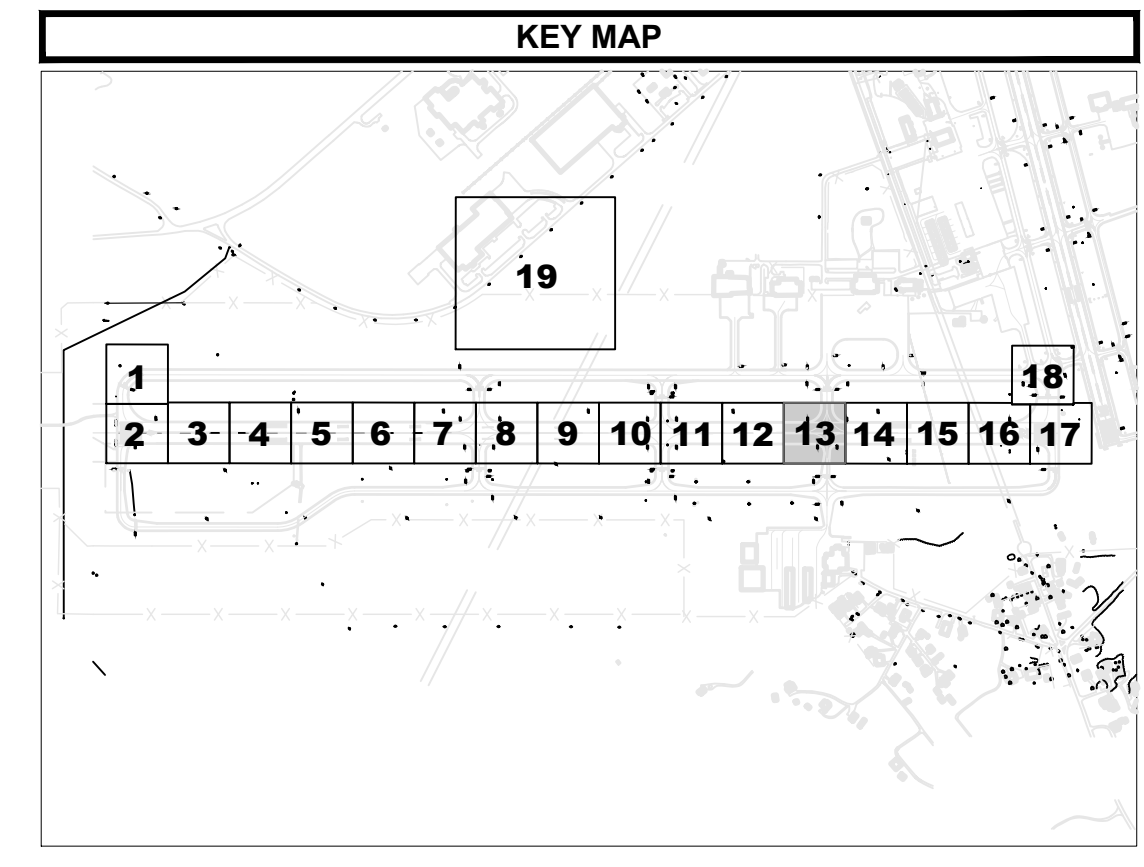


0 1/2 1  
Inches

STA. 56+00 MATCHLINE C-412



STA. 60+25 MATCHLINE C-414



REV. NO.	DATE	ISSUED FOR	DESC. OF REVISIONS
4	CDD 3/29/2020	ISSUED FOR BID	
3	CDD 2/27/2020	95% DESIGN REVIEW MEETING	
2	CDD 12/17/2019	60% DESIGN REVIEW MEETING	
1	CDD 10/16/2018	30% DESIGN REVIEW MEETING	



ISSUED FOR BID  
NOT FOR CONSTRUCTION



**TUSCALOOSA NATIONAL AIRPORT**  
**RECONSTRUCT RUNWAY 4-22**  
**PAVEMENT ELEVATIONS - SHEET 13**

**SNC-LAVALIN**  
 MEMBER OF THE SNC-LAVALIN GROUP

**ATKINS**  
 MEMBER OF THE SNC-LAVALIN GROUP

CORPORATE OFFICE: 4630 W. BOY SCOUT BLVD., TAMPA, FL 33607  
 PERMITS CERTIFICATE OF AUTHORIZATION NO. 24

LOCAL OFFICE: 404 BNA DRIVE, STE 600, NASHVILLE, TN 37217  
 TEL: 615.399.0288  
 FAX: 615.399.0283  
 WWW.ATKINSGLOBAL.COM


JOB NO.:	100066795
DESIGNED:	CDD
CHECKED:	DWS
DRAWN:	JSH
APPROVED:	CDD
SHEET NO.:	C-413

PLOT DATE: 3/27/2020 4:28 PM  
 FILE NAME: s:\0-TCL1100066795\runway 4-22 rehab design\DWG\C-41X Pavement Elevation Sheets.dwg

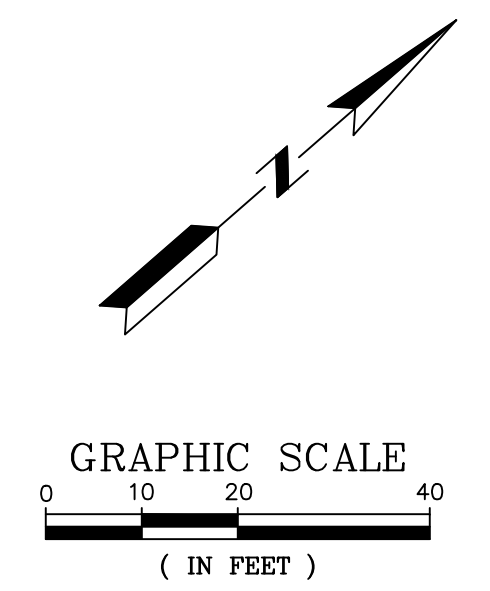
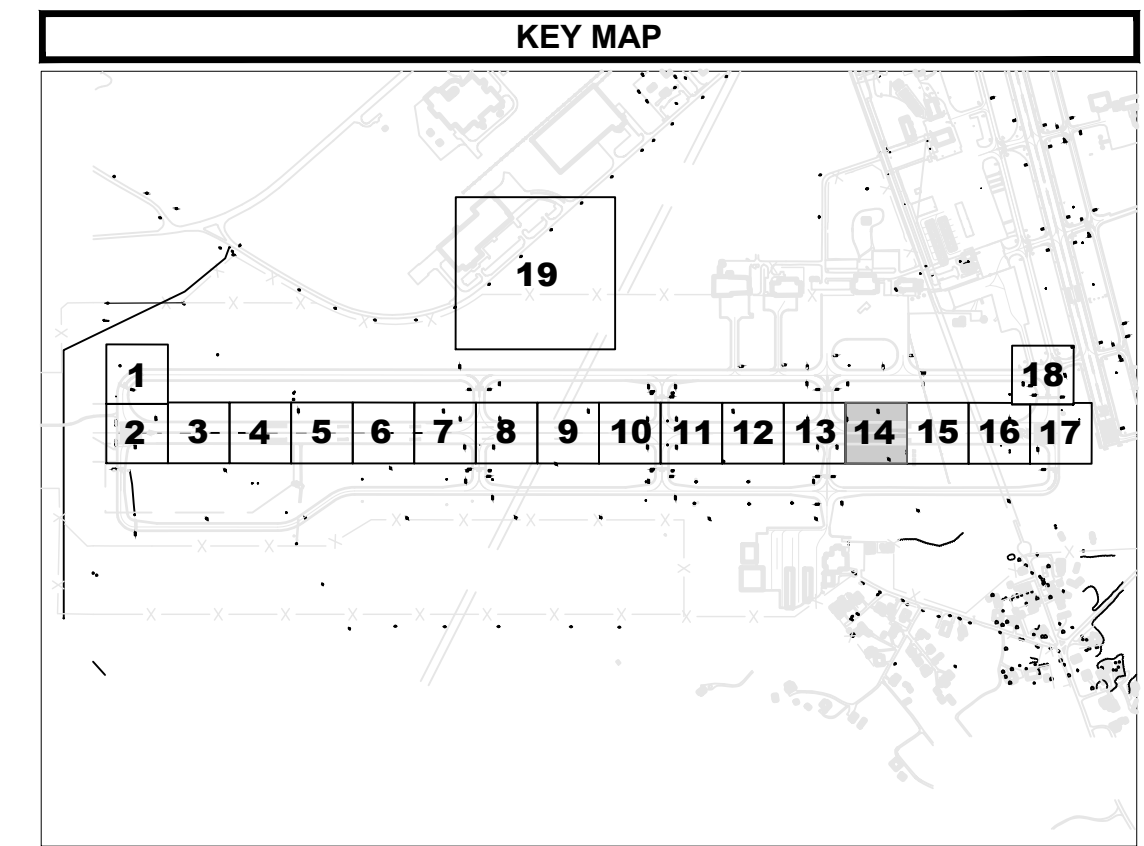
0 1/2 1  
Inches

PLOT DATE: 3/27/2020 4:28 PM  
FILE NAME: s:\0-TCL1\00066795-runway 4-22-rehab.dwg\G:\C-10X-Pavement Elevation Sheets.dwg


STA. 60+25 MATCHLINE C-413



STA. 64+50 MATCHLINE C-415



REV. NO.	DATE	ISSUED FOR	DESC. OF REVISIONS
4	CDD 3/29/2020	ISSUED FOR BID	
3	CDD 2/27/2020	95% DESIGN REVIEW MEETING	
2	CDD 12/17/2019	60% DESIGN REVIEW MEETING	
1	CDD 10/16/2018	30% DESIGN REVIEW MEETING	



ISSUED FOR BID  
NOT FOR CONSTRUCTION



CLIENT: TUSCALOOSA NATIONAL AIRPORT  
PROJECT: RECONSTRUCT RUNWAY 4-22  
SHEET TITLE: PAVEMENT ELEVATIONS - SHEET 14

JOB NO.:	100066795
DESIGNED:	CDD
CHECKED:	DWS
DRAWN:	JSH
APPROVED:	CDD
SHEET NO.:	C-414

**SNC-LAVALIN**  
Member of the SNC Group

**ATKINS**  
Member of the ATKINS Group

CORPORATE OFFICE: 4630 W. BOY SCOUT BLVD. TAMPA, FL 33607  
FPRK CERTIFICATE OF AUTHORIZATION NO.24  
WWW.ATKINSGLOBAL.COM


LOCAL OFFICE: 404 BNA DRIVE, STE 600 NASHVILLE, TN 37217  
TEL: 615.399.0288  
FAX: 615.399.0283



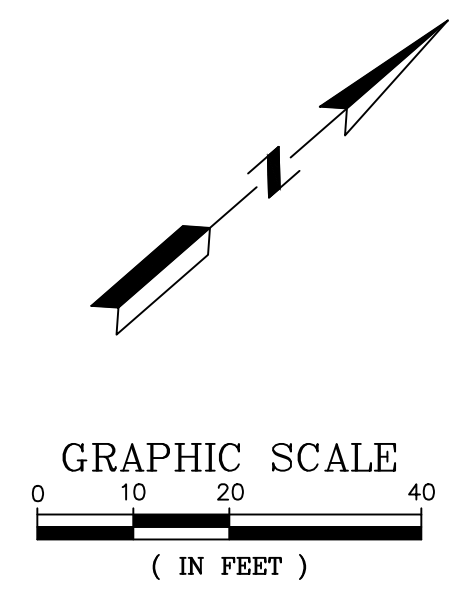
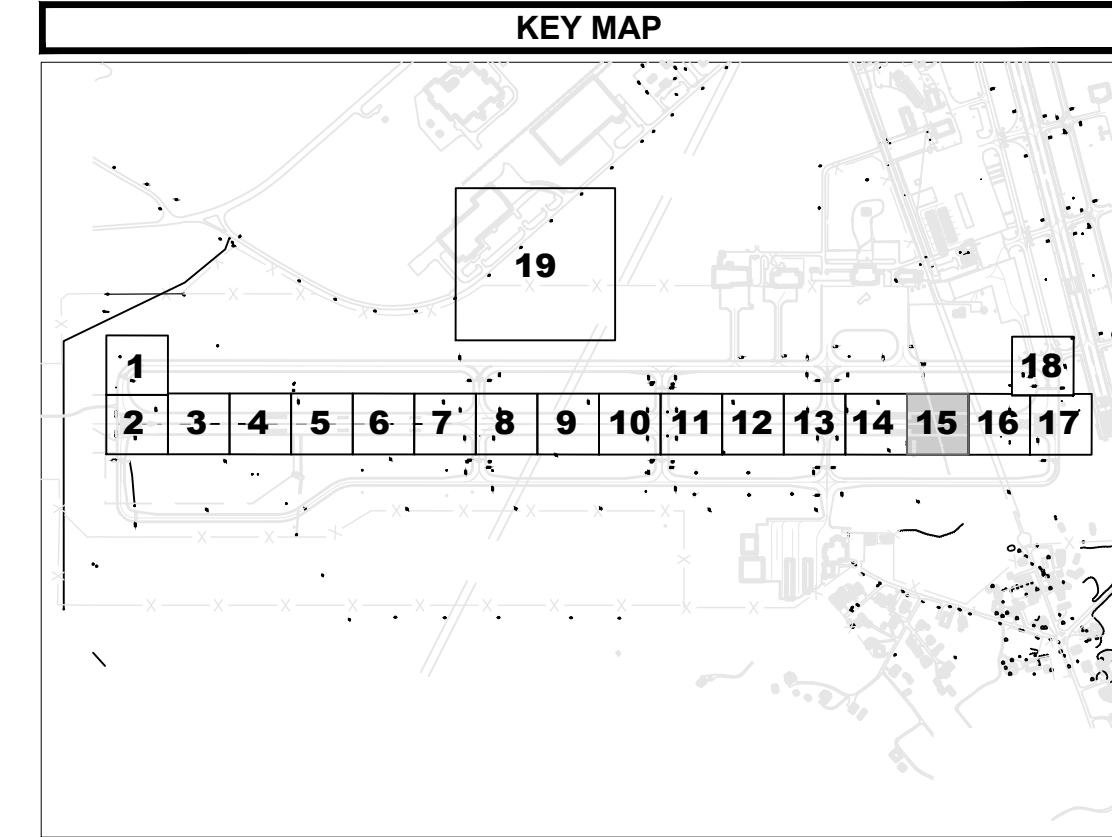
0 1/2 1  
Inches

PLOT DATE: 3/27/2020 4:29 PM  
FILE NAME: s:\0-TCL1\00066795 runway 4-22 rehab design\DWG\C-10X Pavement Elevation Sheets.dwg

STA. 64+50 MATCHLINE C-414



STA. 68+75 MATCHLINE C-416



ISSUED FOR	DATE	REV / APPR	DATE	DESC. OF REVISIONS
ISSUED FOR BID				
4 CDD 3/29/2020				
3 CDD 2/27/2020				
2 CDD 12/17/2019				
1 CDD 10/16/2018				



ISSUED FOR BID  
NOT FOR CONSTRUCTION



<b>TUSCALOOSA NATIONAL AIRPORT</b>
<b>RECONSTRUCT RUNWAY 4-22</b>
<b>PAVEMENT ELEVATIONS - SHEET 15</b>

CLIENT:	TUSCALOOSA NATIONAL AIRPORT
PROJECT:	RECONSTRUCT RUNWAY 4-22
SHEET TITLE:	PAVEMENT ELEVATIONS - SHEET 15
JOB NO.:	100066795
DESIGNED:	CDD
CHECKED:	DWS
DRAWN:	JSH
APPROVED:	CDD
SHEET NO.:	C-415

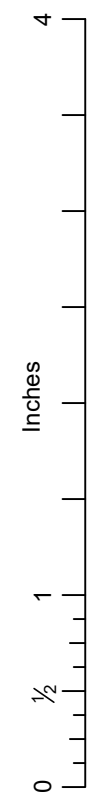
**SNC-LAVALIN**  
Member of the SNC-Lavalin Group

**ATKINS**  
Member of the SNC-Lavalin Group


CORPORATE OFFICE:  
460 W. BOY SCOUT BLVD.  
TAMPA, FL 33607  
FPRK CERTIFICATE OF  
AUTHORIZATION NO.24  
WWW.ATKINSGLOBAL.COM

LOCAL OFFICE:  
404 BNA DRIVE, STE 600  
NASHVILLE, TN 37217  
TEL: 615.399.0288  
FAX: 615.399.0283


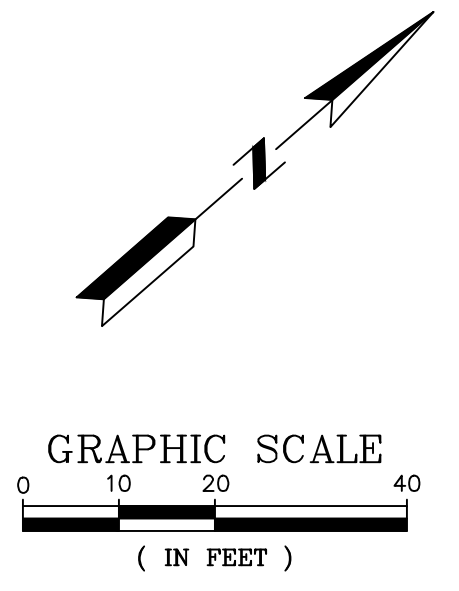
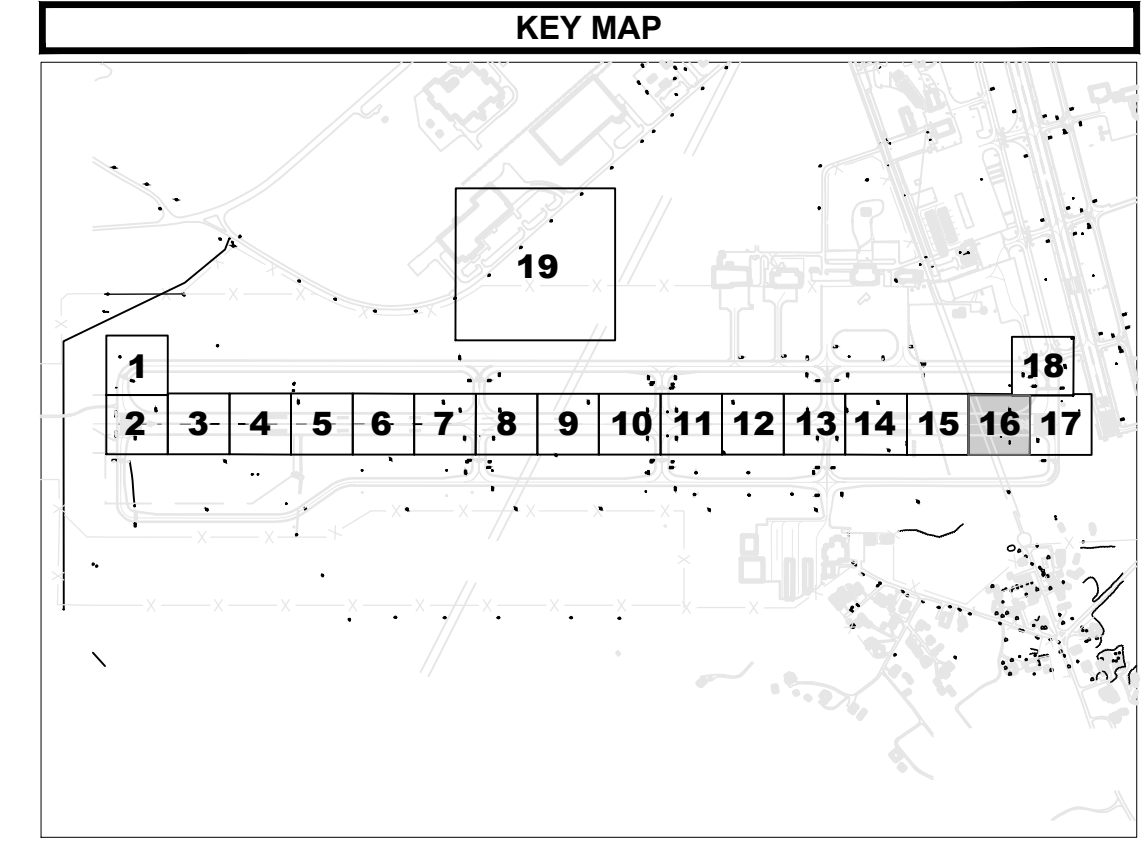
PLOT DATE: 3/31/2020 5:12 PM  
 FILE NAME: S:\TCL\10006795 Runway 4-22 Rehab Design\DWG\C-40X Pavement Elevation Sheets.dwg



STA. 68+75 MATCHLINE C-415



STA. 73+00 MATCHLINE C-417



ISSUED FOR BID  
 NOT FOR CONSTRUCTION



CLIENT: TUSCALOOSA NATIONAL AIRPORT  
 PROJECT: RECONSTRUCT RUNWAY 4-22  
 SHEET TITLE: PAVEMENT ELEVATIONS - SHEET 16

<small>CORPORATE OFFICE:          400 W. BOY SCOUT BLVD.          TAMPA, FL 33607          FBPR CERTIFICATE OF          AUTHORIZATION NO.24</small>	<small>LOCAL OFFICE:          404 BNA DRIVE, STE 600          NASHVILLE, TN 37217          TEL: 615.399.0288          FAX: 615.399.0283          WWW.ATKINSGLOBAL.COM</small>
JOB NO.: 10006795	
DESIGNED: CDD	CHECKED: DWS
DRAWN: JSH	APPROVED: CDD
SHEET NO. C-416	REV.

REV. NO.	DATE	ISSUED FOR	DESC. OF REVISIONS
4	CDD 3/29/2020	ISSUED FOR BID	
3	CDD 2/27/2020	95% DESIGN REVIEW MEETING	
2	CDD 12/17/2019	60% DESIGN REVIEW MEETING	
1	CDD 10/16/2018	30% DESIGN REVIEW MEETING	

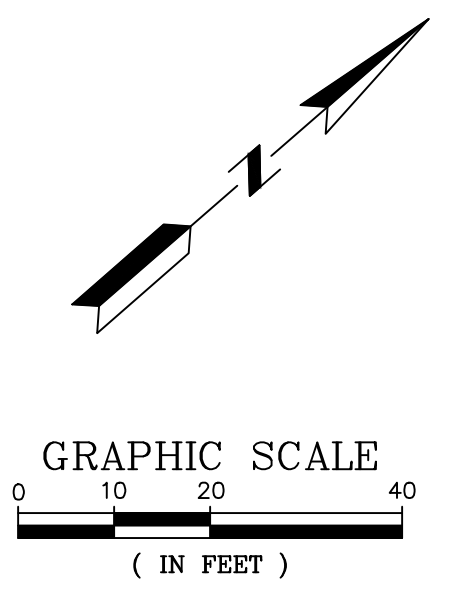
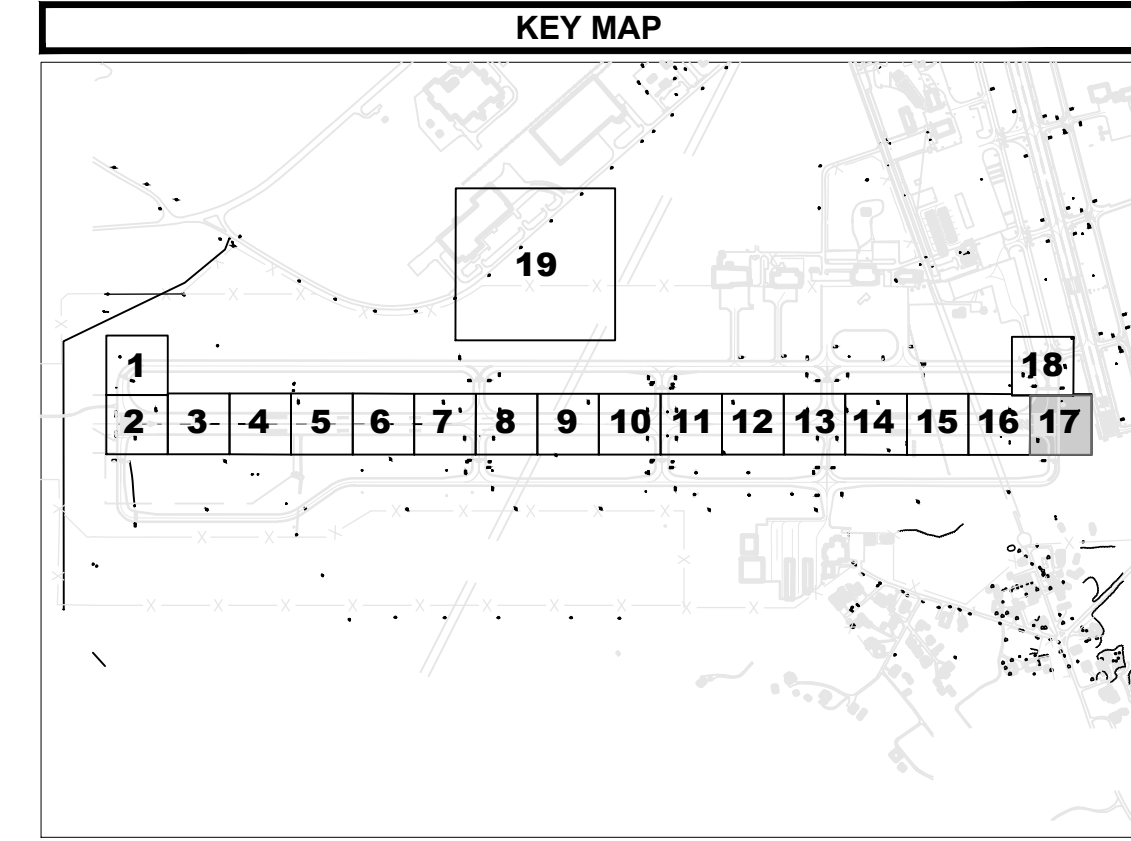
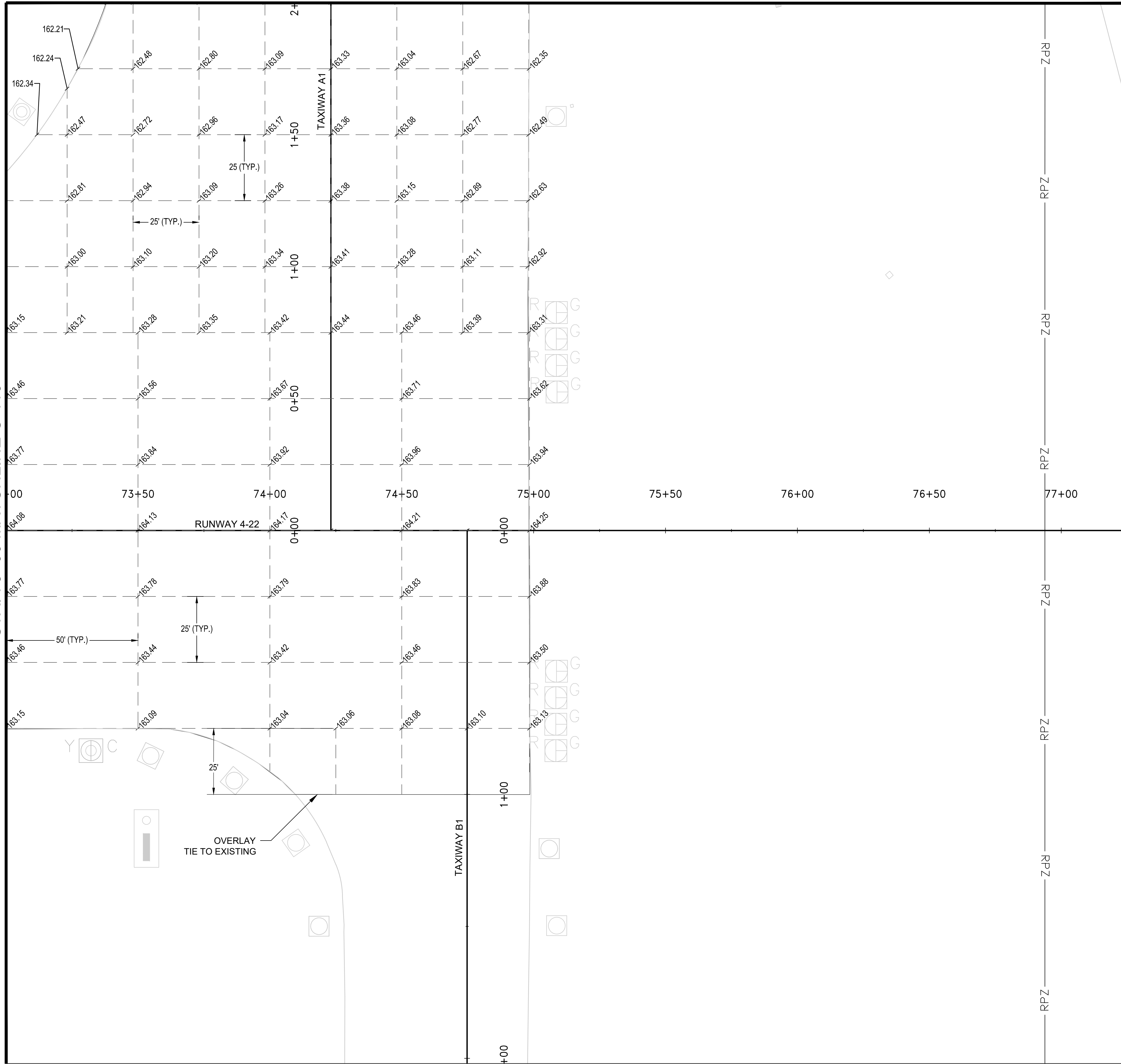


PLOT DATE: 3/31/2020 5:16 PM  
 FILE NAME: S:\0-TCL\10006795 Runway 4-22 Rehab Design\DWG-C-418 Pavement Elevation Sheets.dwg

Inches  
 0 1/2 1 4

STA. 73+00 MATCHLINE C-416

STA. 2+00 MATCHLINE C-418



ISSUED FOR BID  
 NOT FOR CONSTRUCTION

ISSUED FOR BID  
 NOT FOR CONSTRUCTION

**TUSCALOOSA NATIONAL AIRPORT**  
**RECONSTRUCT RUNWAY 4-22**  
**PAVEMENT ELEVATIONS - SHEET 17**

City of TUSCALOOSA  
 INFRASTRUCTURE & PUBLIC SERVICES

**CLIENT:** TUSCALOOSA NATIONAL AIRPORT  
**PROJECT:** RECONSTRUCT RUNWAY 4-22  
**SHEET TITLE:** PAVEMENT ELEVATIONS - SHEET 17

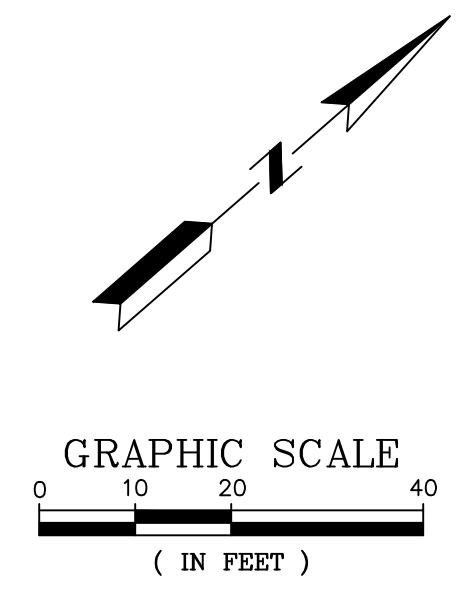
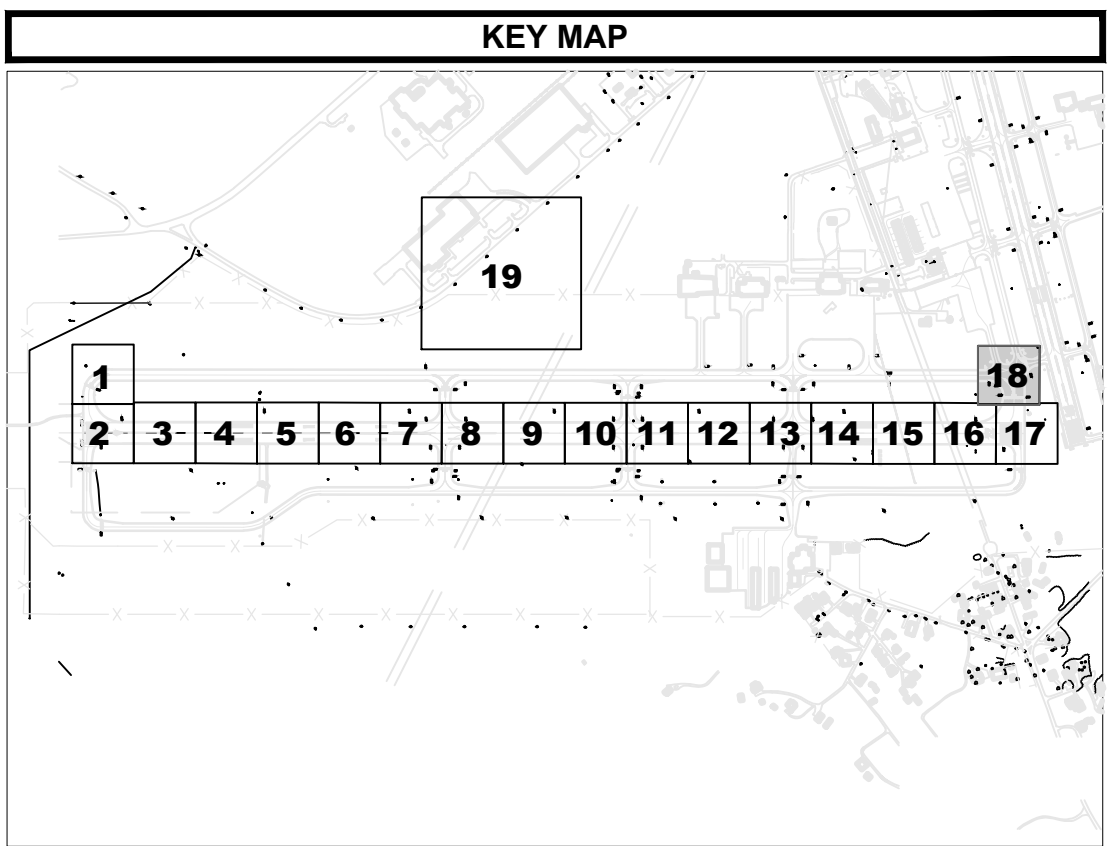
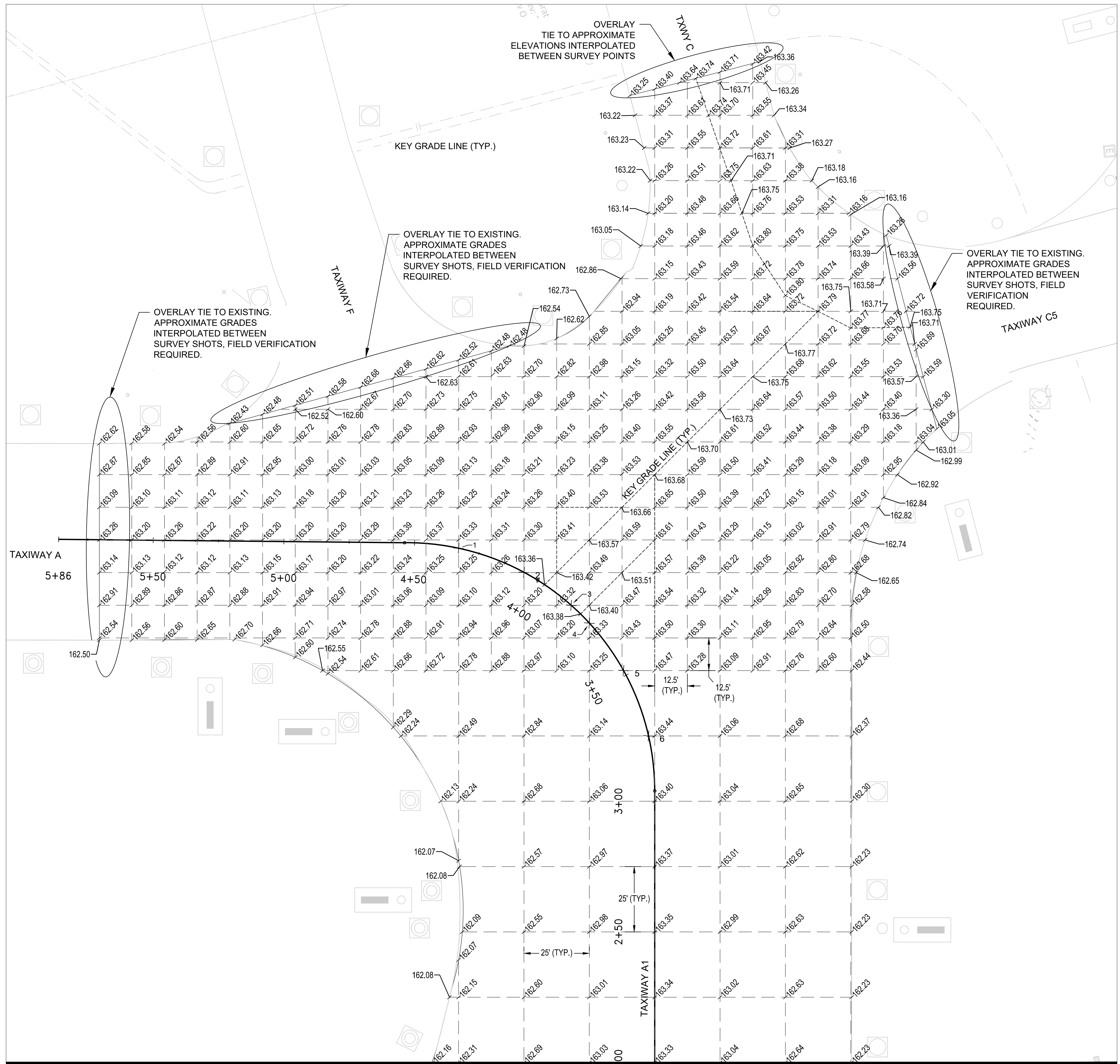
**SNC-LAVALIN** **ATKINS**  
 MEMBER OF THE SNC-LAVALIN GROUP

CORPORATE OFFICE: 4600 W. BOY SCOUT BLVD., TAMPA, FL 33607  
 LOCAL OFFICE: 404 BNA DRIVE, STE 600, NASHVILLE, TN 37217  
 FBPR CERTIFICATE OF AUTHORIZATION NO. 24  
 TEL: 815.399.0288 FAX: 815.399.0283  
 WWW.ATKINSGLOBAL.COM

JOB NO.:	10006795
DESIGNED:	CDD
CHECKED:	DWS
DRAWN:	JSH
APPROVED:	CDD
SHEET NO.:	C-417
REV.:	△

REV. NO.	DATE	ISSUED FOR	DESC. OF REVISIONS
4	CDD 3/29/2020	ISSUED FOR BID	
3	CDD 2/27/2020	95% DESIGN REVIEW MEETING	
2	CDD 12/17/2019	60% DESIGN REVIEW MEETING	
1	CDD 10/16/2019	30% DESIGN REVIEW MEETING	

0 1/2 1  
Inches



CENTERLINE ELEVATION LAYOUT TABLE			
PT.#	NORTHING	EASTING	ELEVATION
1	1172773.55	1935921.77	163.33
2	1172786.34	1935945.13	163.35
3	1172791.66	1935966.49	163.38
4	1172792.41	1935976.21	163.37
5	1172790.35	1935998.46	163.40
6	1172781.11	1936023.62	163.42

PLOT DATE: 3/31/2020 6:35 PM  
FILE NAME: S:\TCL\10066795 Runway 4-22 Rehab Design\DWG-C-418 Pavement Elevation Sheets.dwg

STA. 2+00 MATCHLINE C-417

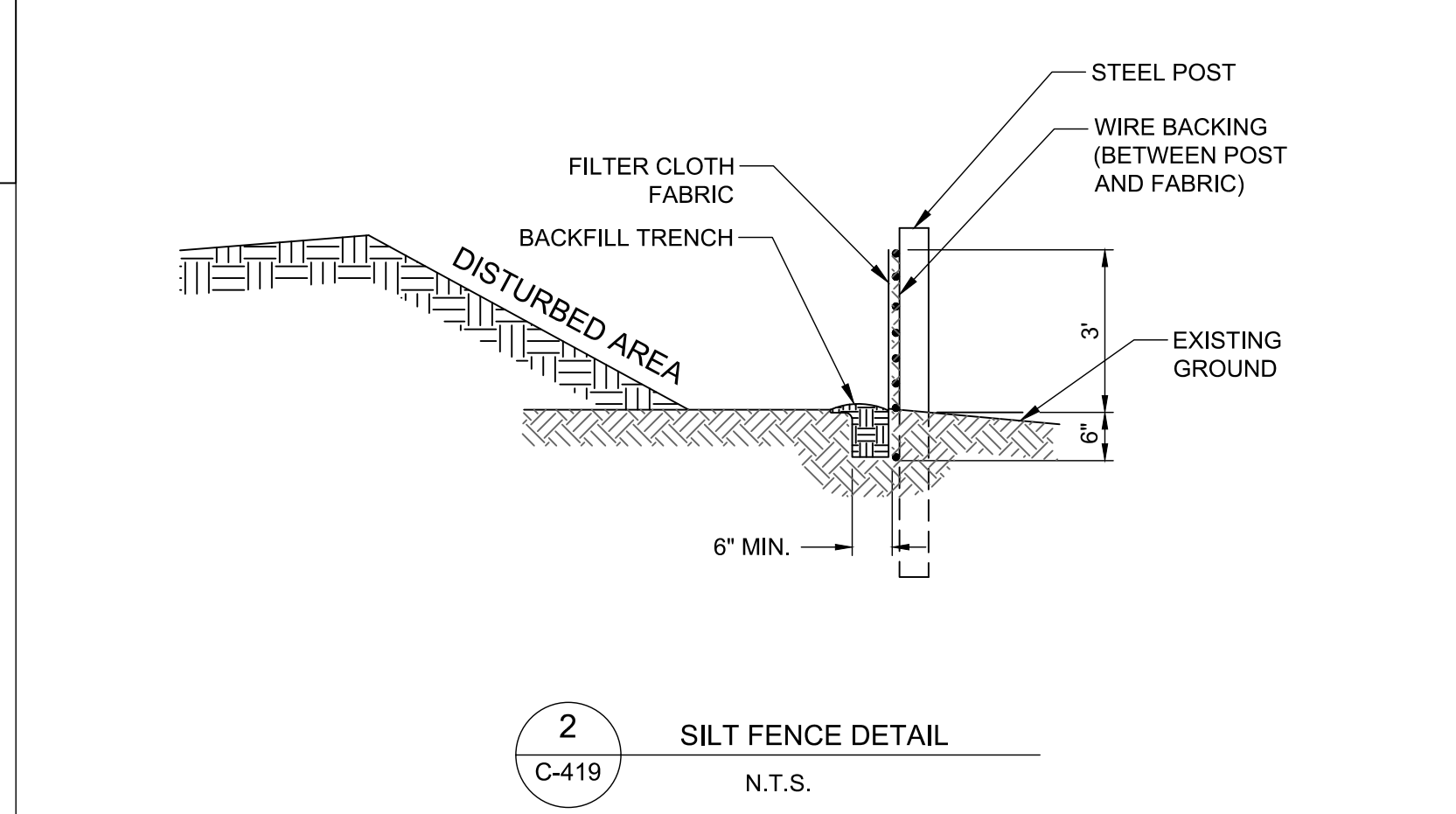
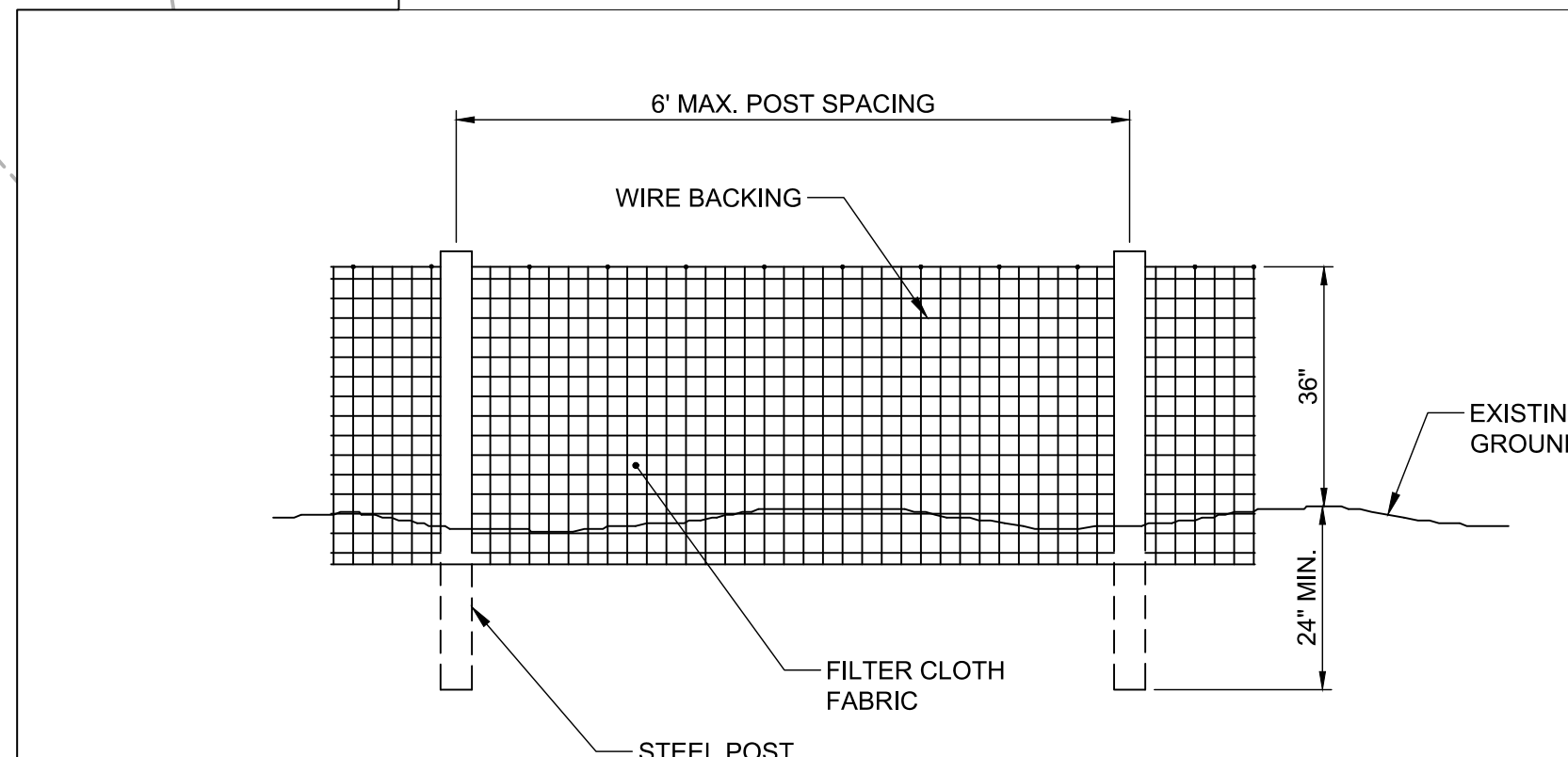
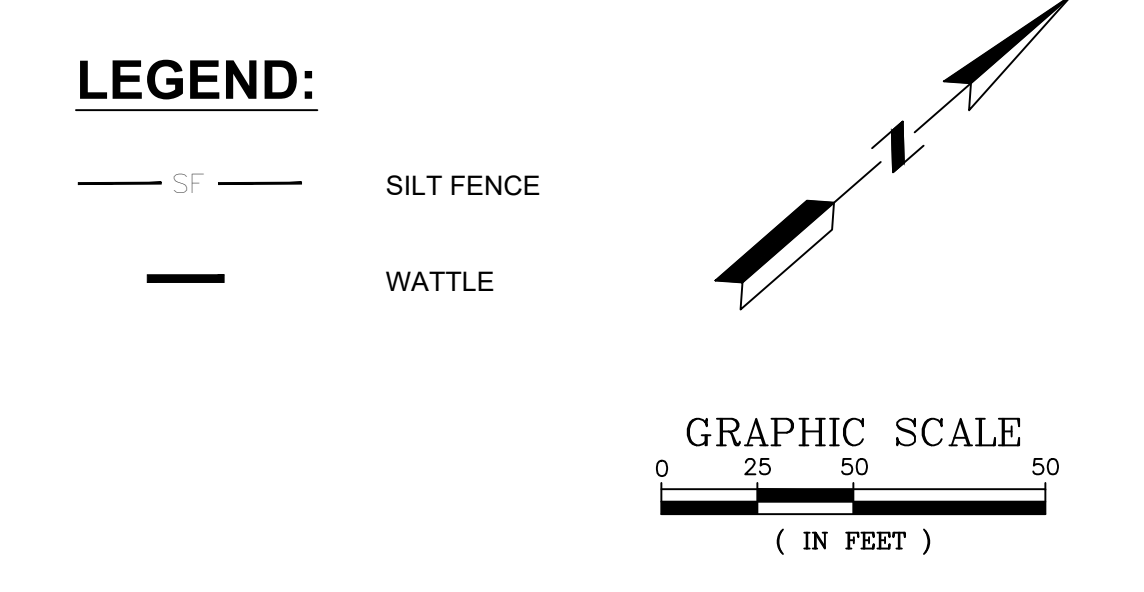
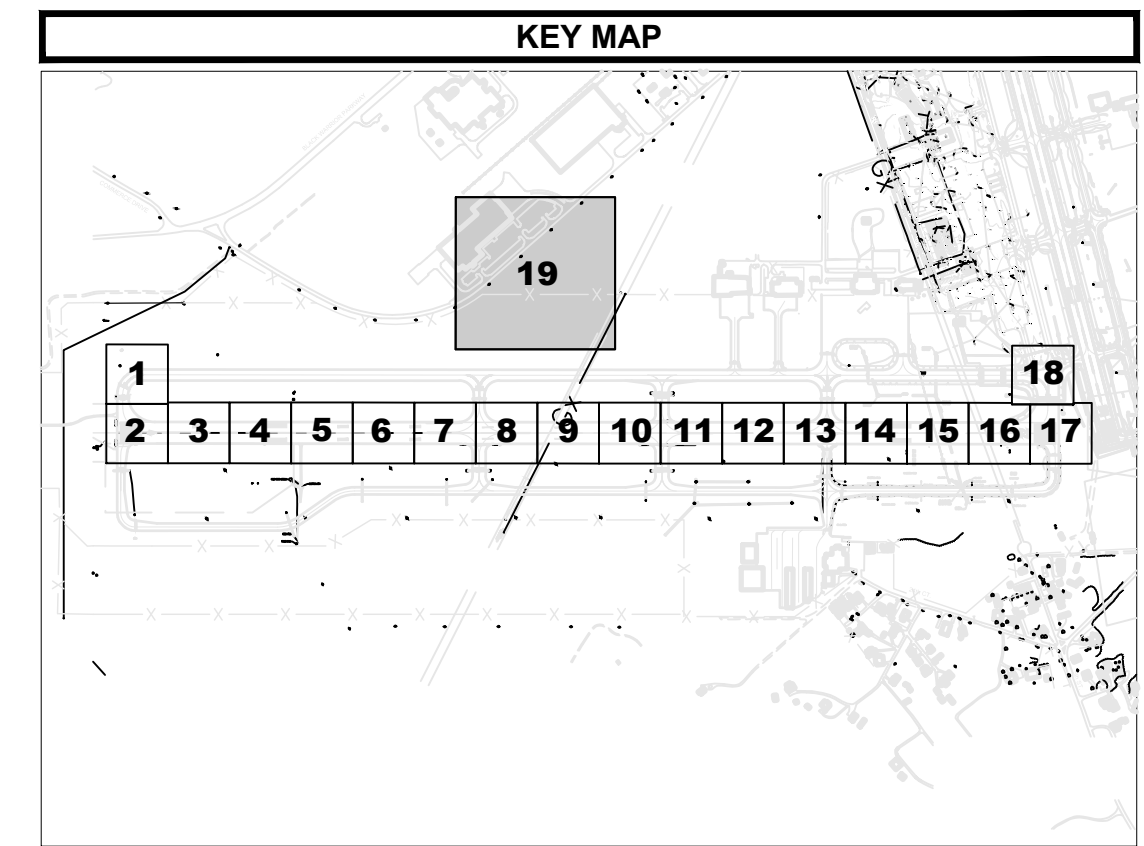
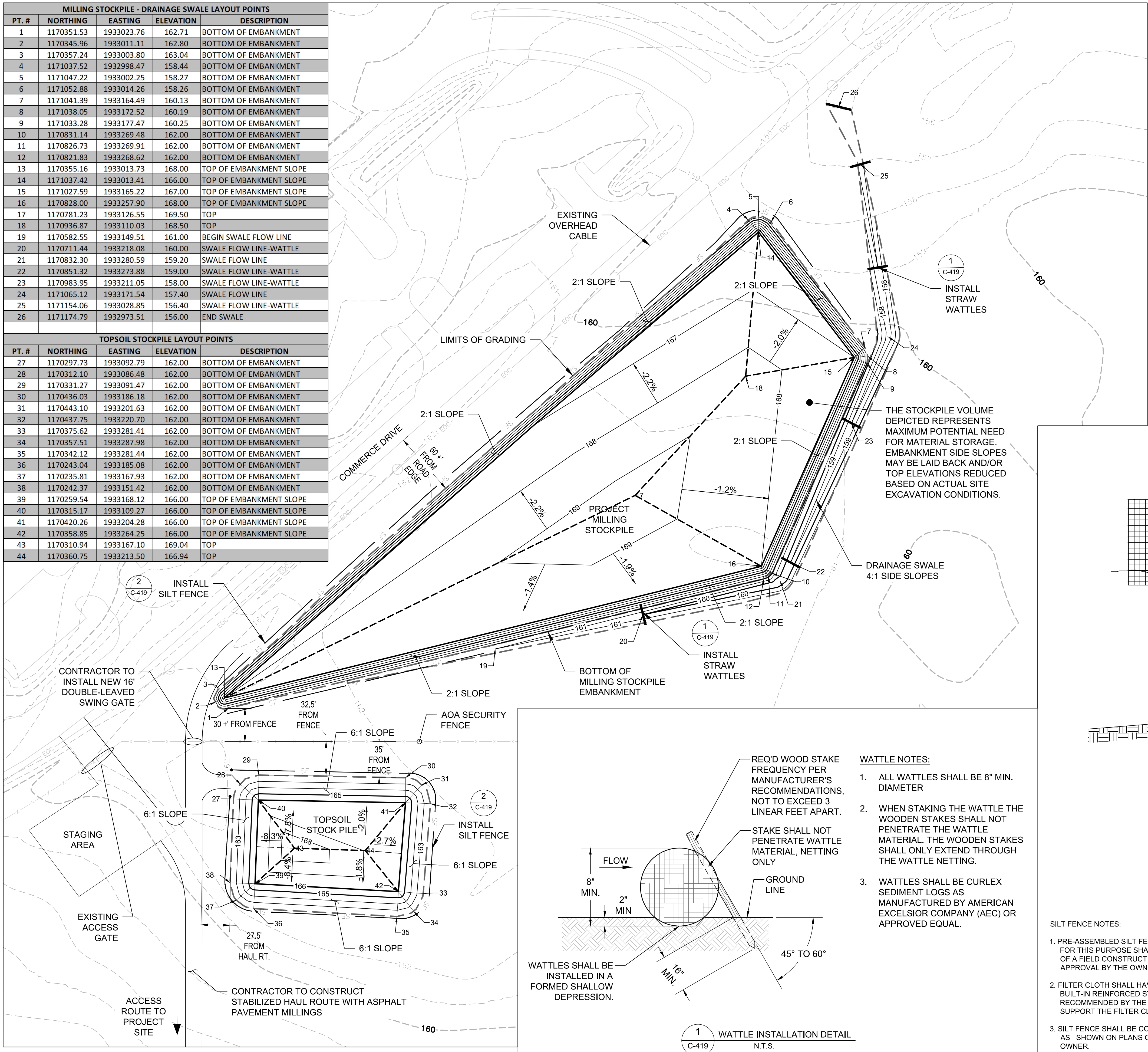
	<p style="text-align: center;">ISSUED FOR BID NOT FOR CONSTRUCTION</p>						
<p><b>TUSCALOOSA NATIONAL AIRPORT</b></p> <p><b>RECONSTRUCT RUNWAY 4-22</b></p> <p><b>PAVEMENT ELEVATIONS - SHEET 18</b></p>							
<p>CLIENT: TUSCALOOSA NATIONAL AIRPORT</p>		<p>PROJECT: RECONSTRUCT RUNWAY 4-22</p>		<p>SHEET TITLE: PAVEMENT ELEVATIONS - SHEET 18</p>		<p>LOGO: </p>	
<p>DESIGNED: CDD</p>		<p>CHECKED: DWS</p>		<p>DRAWN: JSH</p>		<p>APPROVED: CDD</p>	
<p>SHEET NO. C-418</p>		<p>REV. 1</p>		<p>DATE</p>		<p>DESC. OF REVISIONS</p>	



0 1/2 1  
Inches

MILLING STOCKPILE - DRAINAGE SWALE LAYOUT POINTS				
PT. #	NORTHING	EASTING	ELEVATION	DESCRIPTION
1	1170351.53	1933023.76	162.71	BOTTOM OF EMBANKMENT
2	1170345.96	1933011.11	162.80	BOTTOM OF EMBANKMENT
3	1170357.24	1933003.80	163.04	BOTTOM OF EMBANKMENT
4	1171037.52	1932998.47	158.44	BOTTOM OF EMBANKMENT
5	1171047.22	1933002.25	158.27	BOTTOM OF EMBANKMENT
6	1171052.88	1933014.26	158.26	BOTTOM OF EMBANKMENT
7	1171041.39	1933164.49	160.13	BOTTOM OF EMBANKMENT
8	1171038.05	1933172.52	160.19	BOTTOM OF EMBANKMENT
9	1171033.28	1933177.47	160.25	BOTTOM OF EMBANKMENT
10	1170831.14	1933269.48	162.00	BOTTOM OF EMBANKMENT
11	1170826.73	1933269.91	162.00	BOTTOM OF EMBANKMENT
12	1170821.83	1933268.62	162.00	BOTTOM OF EMBANKMENT
13	1170355.16	1933013.73	168.00	TOP OF EMBANKMENT SLOPE
14	1171037.42	1933013.41	166.00	TOP OF EMBANKMENT SLOPE
15	1171027.59	1933165.22	167.00	TOP OF EMBANKMENT SLOPE
16	1170828.00	1933257.90	168.00	TOP OF EMBANKMENT SLOPE
17	1170781.23	1933126.55	169.50	TOP
18	1170936.87	1933110.03	168.50	TOP
19	1170582.55	1933149.51	161.00	BEGIN SWALE FLOW LINE
20	1170711.44	1933218.08	160.00	SWALE FLOW LINE-WATTLE
21	1170832.30	1933280.59	159.20	SWALE FLOW LINE
22	1170851.32	1933273.88	159.00	SWALE FLOW LINE-WATTLE
23	1170983.95	1933211.05	158.00	SWALE FLOW LINE-WATTLE
24	1171065.12	1933171.54	157.40	SWALE FLOW LINE
25	1171154.06	1933028.85	156.40	SWALE FLOW LINE-WATTLE
26	1171174.79	1932973.51	156.00	END SWALE

TOPSOIL STOCKPILE LAYOUT POINTS				
PT. #	NORTHING	EASTING	ELEVATION	DESCRIPTION
27	1170297.73	1933092.79	162.00	BOTTOM OF EMBANKMENT
28	1170312.10	1933086.48	162.00	BOTTOM OF EMBANKMENT
29	1170331.27	1933091.47	162.00	BOTTOM OF EMBANKMENT
30	1170436.03	1933186.18	162.00	BOTTOM OF EMBANKMENT
31	1170443.10	1933201.63	162.00	BOTTOM OF EMBANKMENT
32	1170437.75	1933220.70	162.00	BOTTOM OF EMBANKMENT
33	1170375.62	1933281.41	162.00	BOTTOM OF EMBANKMENT
34	1170357.51	1933287.98	162.00	BOTTOM OF EMBANKMENT
35	1170342.12	1933281.44	162.00	BOTTOM OF EMBANKMENT
36	1170243.04	1933185.08	162.00	BOTTOM OF EMBANKMENT
37	1170235.81	1933167.93	162.00	BOTTOM OF EMBANKMENT
38	1170242.37	1933151.42	162.00	BOTTOM OF EMBANKMENT
39	1170259.54	1933168.12	166.00	TOP OF EMBANKMENT SLOPE
40	1170315.17	1933109.27	166.00	TOP OF EMBANKMENT SLOPE
41	1170420.26	1933204.28	166.00	TOP OF EMBANKMENT SLOPE
42	1170358.85	1933264.25	166.00	TOP OF EMBANKMENT SLOPE
43	1170310.94	1933167.10	169.04	TOP
44	1170360.75	1933213.50	166.94	TOP



- WATTLE NOTES:**
- ALL WATTLES SHALL BE 8" MIN. DIAMETER
  - WHEN STAKING THE WATTLE THE WOODEN STAKES SHALL NOT PENETRATE THE WATTLE MATERIAL. THE WOODEN STAKES SHALL ONLY EXTEND THROUGH THE WATTLE NETTING.
  - WATTLES SHALL BE CURLEX SEDIMENT LOGS AS MANUFACTURED BY AMERICAN EXCELSIOR COMPANY (AEC) OR APPROVED EQUAL.

- SILT FENCE NOTES:**
- PRE-ASSEMBLED SILT FENCING AS MANUFACTURED FOR THIS PURPOSE SHALL BE ACCEPTABLE IN LIEU OF A FIELD CONSTRUCTED SILT FENCE UPON APPROVAL BY THE OWNER.
  - FILTER CLOTH SHALL HAVE APPROVED BACKING OR A BUILT-IN REINFORCED STRUCTURE, AS RECOMMENDED BY THE MANUFACTURER TO SUPPORT THE FILTER CLOTH.
  - SILT FENCE SHALL BE CONSTRUCTED AT LOCATIONS AS SHOWN ON PLANS OR WHERE DIRECTED BY THE OWNER.
  - THE CONTRACTOR SHALL MAINTAIN THE SILT FENCES DURING THE LIFE OF THE CONTRACT. SILT ACCUMULATIONS SHALL BE REMOVED AND THE SILT SHALL REMAIN IN PLACE UNTIL SUCH TIME THAT A SUFFICIENT STAND OF GRASS HAS BEEN ESTABLISHED TO PREVENT FURTHER SOIL EROSION. ONCE THIS STAND OF GRASS HAS BEEN ACHIEVED TO THE SATISFACTION OF THE OWNER, THE CONTRACTOR SHALL REMOVE AND DISPOSE OF THE SILT FENCE OFF OF AIRPORT PROPERTY.
  - THE CONTRACTOR SHALL BE REQUIRED TO PREVENT SOIL EROSION FROM LEAVING THE CONSTRUCTION AREA.

REV. NO.	DATE	ISSUED FOR	DESC. OF REVISIONS
4	3/29/2020	ISSUED FOR BID	
3	2/27/2020	95% DESIGN REVIEW MEETING	
2	12/17/2019	60% DESIGN REVIEW MEETING	
1	10/16/2019	30% DESIGN REVIEW MEETING	

ISSUED FOR BID  
NOT FOR CONSTRUCTION

**TUSCALOOSA NATIONAL AIRPORT**  
**RECONSTRUCT RUNWAY 4-22**  
**WASTEPILE-TOPSOIL STORAGE AREA PLAN**

**CLIENT:** TUSCALOOSA NATIONAL AIRPORT  
**PROJECT:** RECONSTRUCT RUNWAY 4-22  
**SHEET TITLE:** WASTEPILE-TOPSOIL STORAGE AREA PLAN

**10006795**

**DESIGNED:** CDD **CHECKED:** DWS  
**DRAWN:** JSH **APPROVED:** CDD

**SHEET NO. C-419**

PLOT DATE: 3/27/2020 4:33 PM  
 FILE NAME: s:\0-TCL\10006795 runway 4-22 rehab design\DWG-C-419 Wastepile Detail Area.dwg



0 1/2 1

PLOT DATE: 3/27/2020 4:34 PM  
FILE NAME: s:\0-TCL\10066795 runway 4-22 rehab design\DWG\C-501 Typical & Pavement Section Details.dwg

Station	Slope Left (%)	Elevation of Centerline	Slope Right (%)
1000.00	1.000%	152.910	1.250%
1025.00	1.000%	152.938	1.250%
1050.00	1.000%	152.965	1.250%
1075.00	1.063%	152.993	1.250%
1100.00	1.125%	153.020	1.250%
1125.00	1.188%	153.048	1.250%
1150.00	1.250%	153.075	1.250%
1175.00	1.313%	153.103	1.313%
1200.00	1.313%	153.131	1.313%
1225.00	1.313%	153.158	1.313%
1250.00	1.313%	153.186	1.313%
1275.00	1.375%	153.213	1.375%
1300.00	1.438%	153.241	1.438%
1325.00	1.500%	153.268	1.500%
1350.00	1.500%	153.296	1.500%
1375.00	1.500%	153.324	1.500%
1400.00	1.500%	153.351	1.500%
1425.00	1.500%	153.379	1.500%
1450.00	1.500%	153.406	1.500%
1475.00	1.500%	153.434	1.500%
1500.00	1.500%	153.461	1.500%
1525.00	1.500%	153.489	1.500%
1550.00	1.500%	153.516	1.500%
1575.00	1.500%	153.544	1.500%
1600.00	1.500%	153.572	1.500%
1625.00	1.500%	153.599	1.500%
1650.00	1.500%	153.627	1.500%
1675.00	1.500%	153.654	1.500%
1700.00	1.500%	153.682	1.500%
1725.00	1.500%	153.709	1.500%
1750.00	1.500%	153.737	1.500%
1775.00	1.500%	153.765	1.500%
1800.00	1.500%	153.792	1.500%
1825.00	1.500%	153.820	1.500%
1850.00	1.500%	153.847	1.500%
1875.00	1.500%	153.875	1.500%
1900.00	1.500%	153.902	1.500%
1925.00	1.500%	153.930	1.500%
1950.00	1.500%	153.958	1.500%
1975.00	1.500%	153.985	1.500%
2000.00	1.500%	154.013	1.500%
2025.00	1.500%	154.040	1.500%
2050.00	1.500%	154.068	1.500%
2075.00	1.500%	154.095	1.500%
2100.00	1.500%	154.123	1.500%
2125.00	1.500%	154.151	1.500%
2150.00	1.500%	154.178	1.500%
2175.00	1.500%	154.206	1.500%
2200.00	1.500%	154.233	1.500%
2225.00	1.500%	154.261	1.500%
2250.00	1.500%	154.288	1.438%
2275.00	1.500%	154.316	1.438%
2300.00	1.500%	154.344	1.500%
2325.00	1.500%	154.371	1.500%
2350.00	1.438%	154.399	1.500%
2375.00	1.438%	154.426	1.438%
2400.00	1.438%	154.454	1.438%
2425.00	1.375%	154.481	1.375%
2450.00	1.375%	154.509	1.375%
2475.00	1.313%	154.536	1.375%
2500.00	1.313%	154.564	1.375%
2525.00	1.250%	154.592	1.375%
2550.00	1.250%	154.619	1.375%
2575.00	1.250%	154.647	1.313%
2600.00	1.188%	154.674	1.250%
2625.00	1.188%	154.702	1.188%
2650.00	1.188%	154.729	1.125%
2675.00	1.125%	154.760	1.063%
2700.00	1.063%	154.796	1.000%
2725.00	1.063%	154.838	1.000%
2750.00	1.000%	154.885	1.000%
2775.00	1.000%	154.939	1.000%
2800.00	1.000%	154.998	1.000%
2825.00	1.000%	155.063	1.000%
2850.00	1.000%	155.133	1.000%
2875.00	1.000%	155.209	1.000%
2900.00	1.000%	155.291	1.000%
2925.00	1.000%	155.379	1.000%

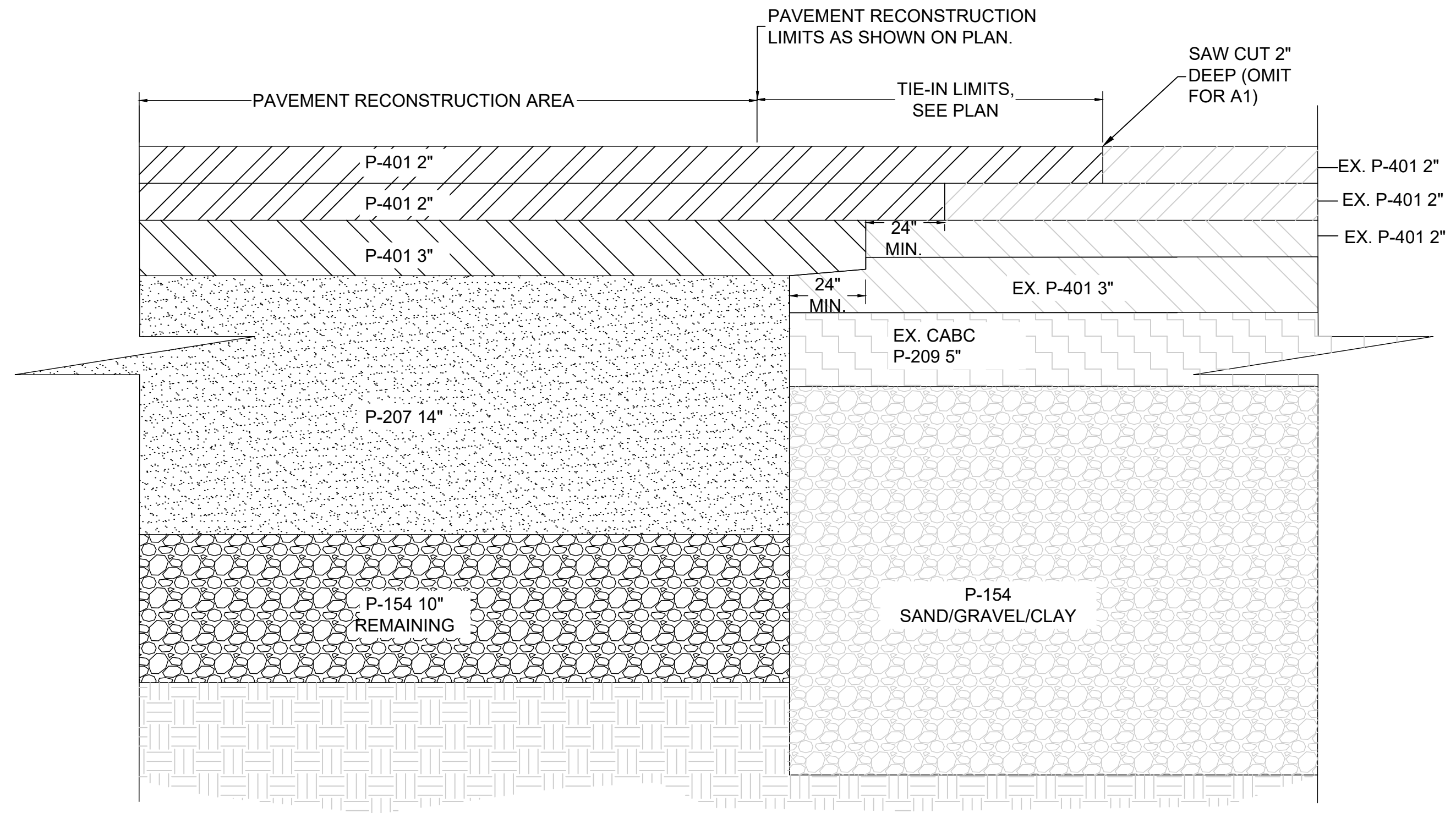
Station	Slope Left (%)	Elevation of Centerline	Slope Right (%)
2950.00	1.000%	155.472	1.000%
2975.00	1.000%	155.571	1.000%
3000.00	1.000%	155.676	1.000%
3025.00	1.063%	155.786	1.000%
3050.00	1.125%	155.903	1.000%
3075.00	1.188%	156.022	1.063%
3100.00	1.250%	156.141	1.125%
3125.00	1.250%	156.260	1.125%
3150.00	1.250%	156.379	1.188%
3175.00	1.250%	156.498	1.250%
3200.00	1.250%	156.617	1.313%
3225.00	1.250%	156.736	1.313%
3250.00	1.313%	156.855	1.375%
3275.00	1.375%	156.975	1.500%
3300.00	1.375%	157.094	1.500%
3325.00	1.438%	157.210	1.500%
3350.00	1.500%	157.321	1.500%
3375.00	1.438%	157.428	1.438%
3400.00	1.375%	157.529	1.375%
3425.00	1.313%	157.624	1.313%
3450.00	1.250%	157.715	1.250%
3475.00	1.188%	157.800	1.188%
3500.00	1.125%	157.880	1.125%
3525.00	1.125%	157.958	1.125%
3550.00	1.125%	158.036	1.125%
3575.00	1.125%	158.113	1.125%
3600.00	1.125%	158.191	1.125%
3625.00	1.188%	158.268	1.125%
3650.00	1.250%	158.346	1.125%
3675.00	1.313%	158.424	1.188%
3700.00	1.375%	158.501	1.250%
3725.00	1.375%	158.579	1.250%
3750.00	1.375%	158.657	1.250%
3775.00	1.031%	158.734	1.250%
3800.00	1.250%	158.812	1.250%
3825.00	1.250%	158.889	1.250%
3850.00	1.250%	158.967	1.250%
3875.00	1.250%	159.045	1.250%
3900.00	1.250%	159.122	1.250%
3925.00	1.250%	159.200	1.250%
3950.00	1.250%	159.277	1.250%
3975.00	1.250%	159.355	1.250%
4000.00	1.250%	159.433	1.250%
4025.00	1.250%	159.510	1.250%
4050.00	1.250%	159.588	1.250%
4075.00	1.313%	159.665	1.313%
4100.00	1.375%	159.743	1.375%
4125.00	1.438%	159.821	1.438%
4150.00	1.500%	159.898	1.500%
4175.00	1.500%	159.976	1.500%
4200.00	1.500%	160.053	1.500%
4225.00	1.500%	160.131	1.500%
4250.00	1.500%	160.209	1.500%
4275.00	1.438%	160.286	1.438%
4300.00	1.375%	160.364	1.375%
4325.00	1.313%	160.442	1.375%
4350.00	1.250%	160.519	1.375%
4375.00	1.250%	160.597	1.375%
4400.00	1.250%	160.674	1.375%
4425.00	1.250%	160.752	1.375%
4450.00	1.313%	160.830	1.438%
4475.00	1.313%	160.904	1.438%
4500.00	1.313%	160.978	1.500%
4525.00	1.313%	161.038	1.500%
4550.00	1.313%	161.097	1.500%
4575.00	1.375%	161.151	1.500%
4600.00	1.438%	161.199	1.500%
4625.00	1.500%	161.242	1.500%
4650.00	1.500%	161.279	1.500%
4675.00	1.438%	161.314	1.438%
4700.00	1.375%	161.349	1.375%
4725.00	1.313%	161.383	1.375%
4750.00	1.250%	161.418	1.375%
4775.00	1.188%	161.453	1.313%
4800.00	1.125%	161.488	1.250%
4825.00	1.125%	161.523	1.188%
4850.00	1.125%	161.557	1.125%
4875.00	1.125%	161.592	1.188%

Station	Slope Left (%)	Elevation of Centerline	Slope Right (%)
4900.00	1.125%	161.627	1.250%
4925.00	1.125%	161.662	1.188%
4950.00	1.125%	161.697	1.125%
4975.00	1.125%	161.731	1.125%
5000.00	1.125%	161.766	1.125%
5025.00	1.125%	161.801	1.125%
5050.00	1.125%	161.836	1.125%
5075.00	1.188%	161.870	1.188%
5100.00	1.250%	161.905	1.250%
5125.00	1.313%	161.940	1.250%
5150.00	1.375%	161.975	1.250%
5175.00	1.375%	162.010	1.250%
5200.00	1.375%	162.044	1.250%
5225.00	1.375%	162.079	1.250%
5250.00	1.375%	162.114	1.250%
5275.00	1.375%	162.149	1.250%
5300.00	1.375%	162.183	1.250%
5325.00	1.375%	162.218	1.250%
5350.00	1.375%	162.253	1.250%
5375.00	1.375%	162.288	1.250%
5400.00	1.375%	162.323	1.250%
5425.00	1.375%	162.357	1.250%
5450.00	1.375%	162.392	1.250%
5475.00	1.375%	162.427	1.250%
5500.00	1.375%	162.462	1.250%
5525.00	1.375%	162.497	1.250%
5550.00	1.375%	162.531	1.250%
5575.00	1.375%	162.566	1.313%
5600.00	1.375%	162.601	1.375%
5625.00	1.438%	162.636	1.438%
5650.00	1.500%	162.670	1.500%
5675.00	1.500%	162.703	1.500%
5700.00	1.500%	162.733	1.500%
5725.00	1.500%	162.759	1.500%
5750.00	1.500%	162.782	1.500%
5775.00	1.500%	162.803	1.500%
5800.00	1.500%	162.824	1.500%
5825.00	1.500%	162.845	1.500%
5850.00	1.500%	162.866	1.500%
5875.00	1.500%	162.887	1.500%
5900.00	1.500%	162.908	1.500%
5925.00	1.500%	162.929	1.500%
5950.00	1.500%	162.950	1.500%
5975.00	1.438%	162.971	1.500%
6000.00	1.375%	162.992	1.500%
6025.00	1.375%	163.013	1.500%
6050.00	1.375%	163.034	1.500%
6075.00	1.313%	163.055	1.500%
6100.00	1.250%	163.076	1.500%
6125.00	1.250%	163.097	1.438%
6150.00	1.250%	163.118	1.375%
6175.00	1.250%	163.139	1.375%
6200.00	1.250%	163.160	1.375%
6225.00	1.250%	163.181	1.375%
6250.00	1.250%	163.202	1.375%
6275.00	1.313%	163.223	1.375%
6300.00	1.375%	163.244	1.375%
6325.00	1.375%	163.265	1.375%
6350.00	1.375%	163.286	1.375%
6375.00	1.375%	163.307	1.375%
6400.00	1.375%	163.328	1.375%
6425.00	1.375%	163.349	1.375%
6450.00	1.375%	163.370	1.375%
6475.00	1.375%	163.391	1.375%
6500.00	1.375%	163.412	1.375%
6525.00	1.375%	163.433	1.313%
6550.00	1.375%	163.454	1.250%
6575.00	1.375%	163.475	1.250%
6600.00	1.375%	163.496	1.250%
6625.00	1.375%	163.517	1.250%
6650.00	1.375%	163.538	1.250%
6675.00	1.375%	163.559	1.250%
6700.00	1.375%	163.580	1.250%
6725.00	1.375%	163.601	1.250%
6750.00	1.375%	163.622	1.250%
6775.00	1.313%	163.643	1.250%
6800.00	1.250%	163.664	1.250%
6825.00	1.250%	163.685	1.250%

Station	Slope Left (%)	Elevation of Centerline	Slope Right (%)
6850.00	1.250%	163.706	1.250%
6875.00	1.250%	163.727	1.250%
6900.00	1.250%	163.748	1.250%
6925.00	1.250%	163.769	1.188%
6950.00	1.250%	163.790	1.125%
6975.00	1.250%	163.811	1.125%
7000.00	1.250%	163.832	1.125%
7025.00	1.250%	163.853	1.188%
7050.00	1		

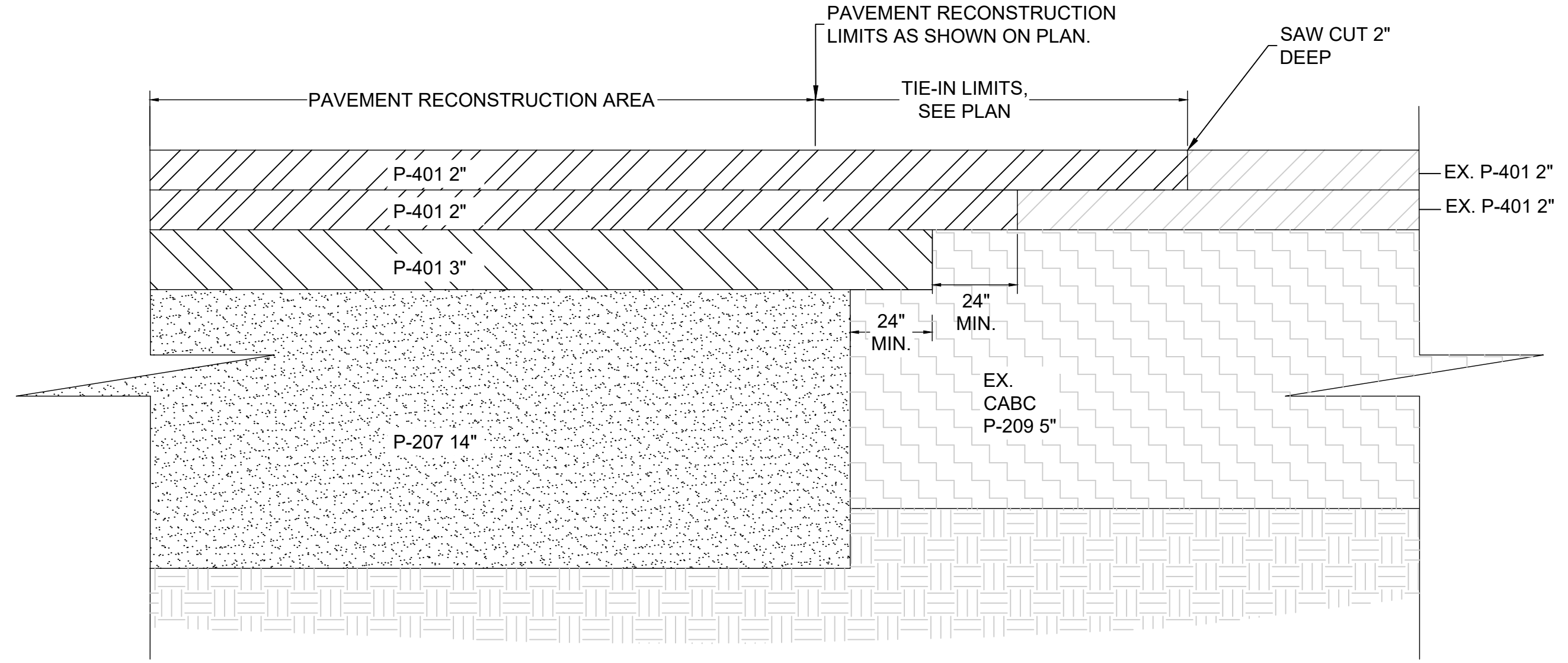


0 1/2 1 4  
Inches



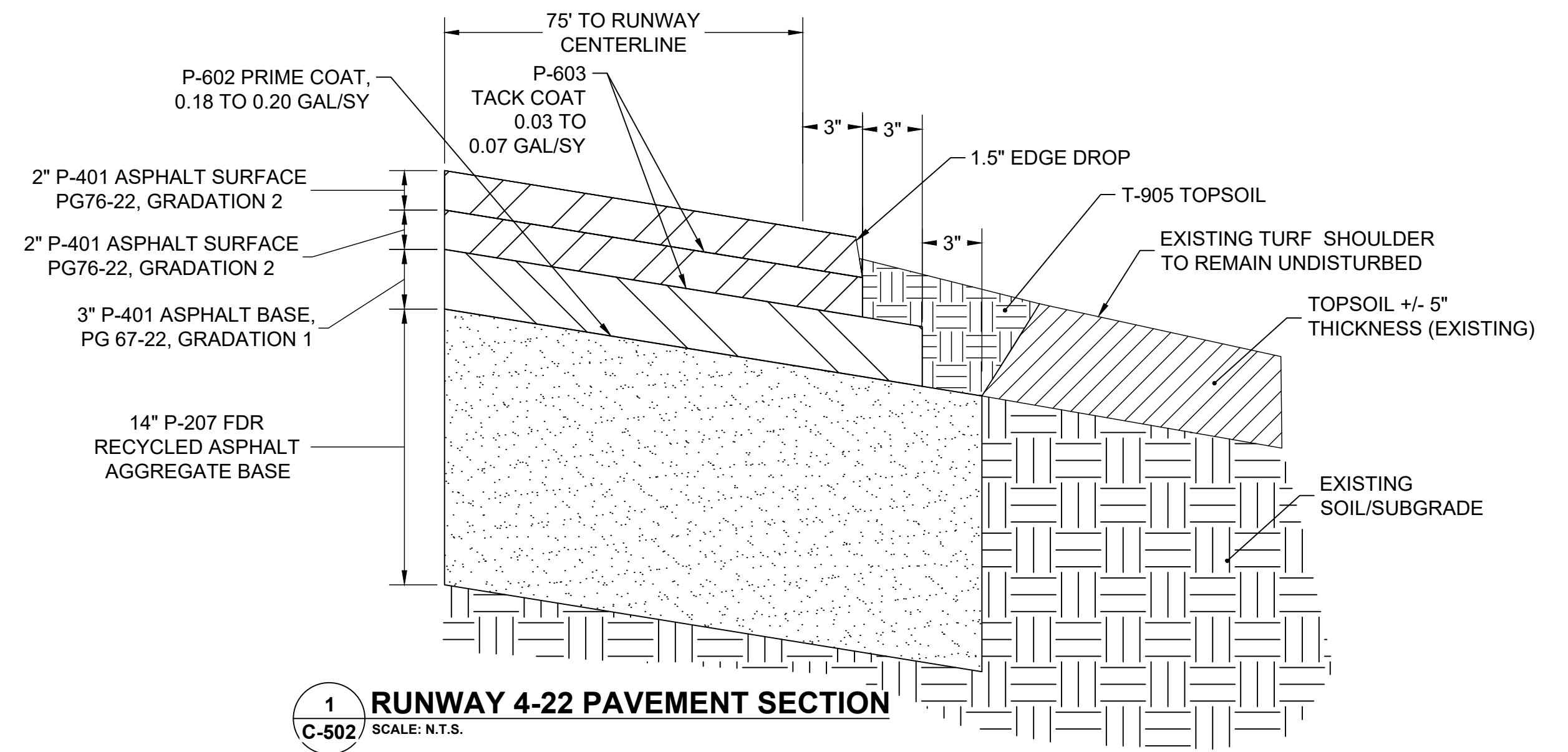
NOTE: APPLIES TO A1, A2, A4, A5  
DOES NOT APPLY TO A3

**A PAVEMENT RECONSTRUCTION TIE-IN SECTION A**  
SCALE: N.T.S.

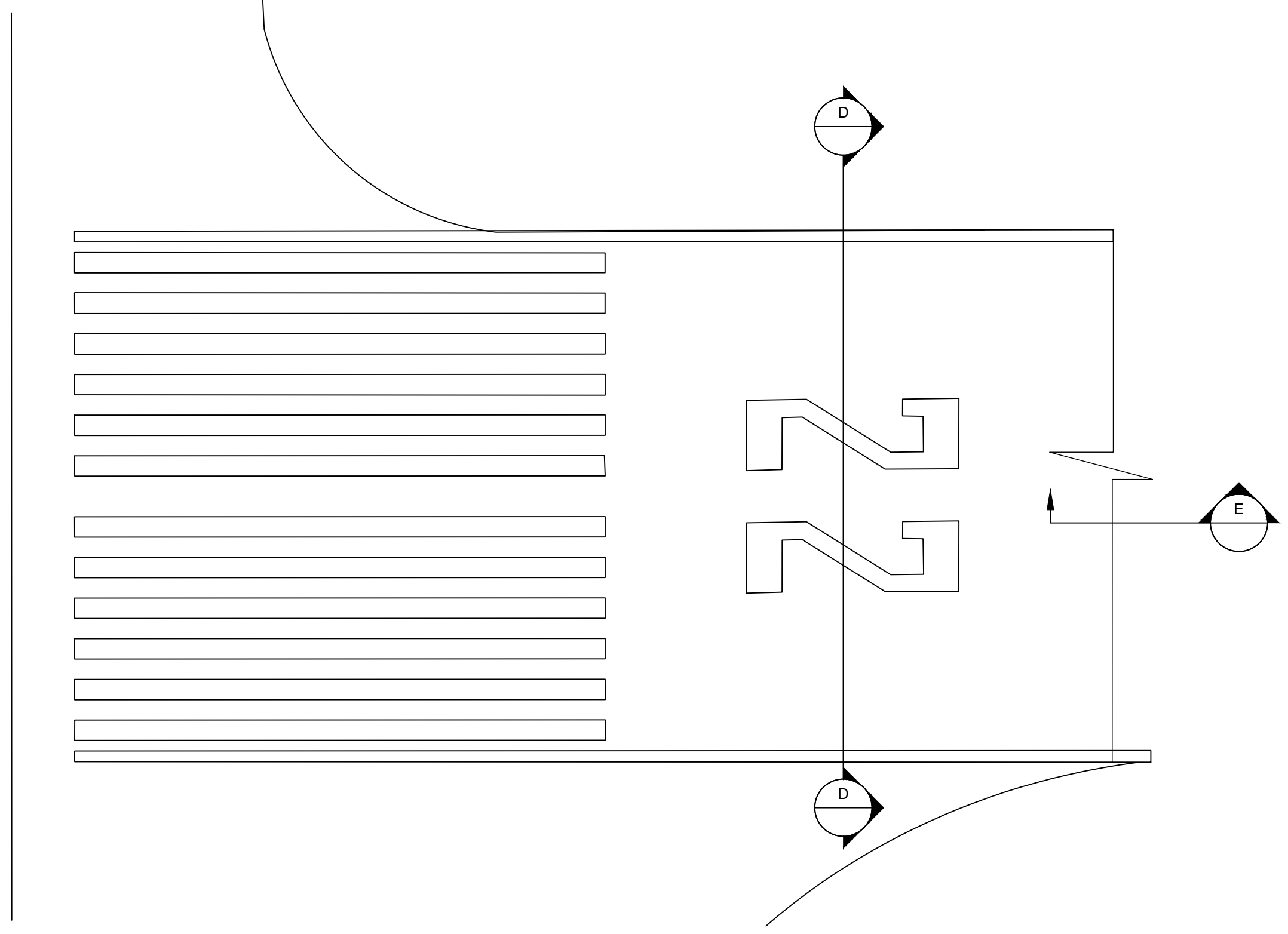


NOTE: APPLIES TO A3 AND ALL  
BRAVO CONNECTORS

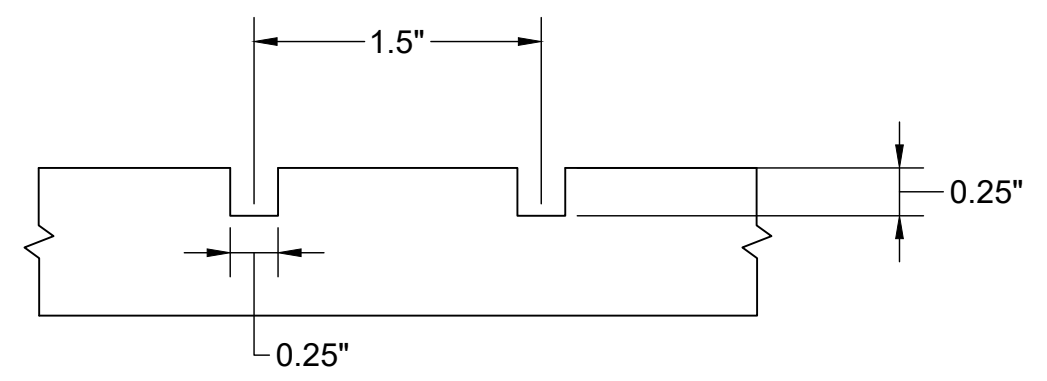
**B PAVEMENT RECONSTRUCTION TIE-IN SECTION B**  
SCALE: N.T.S.



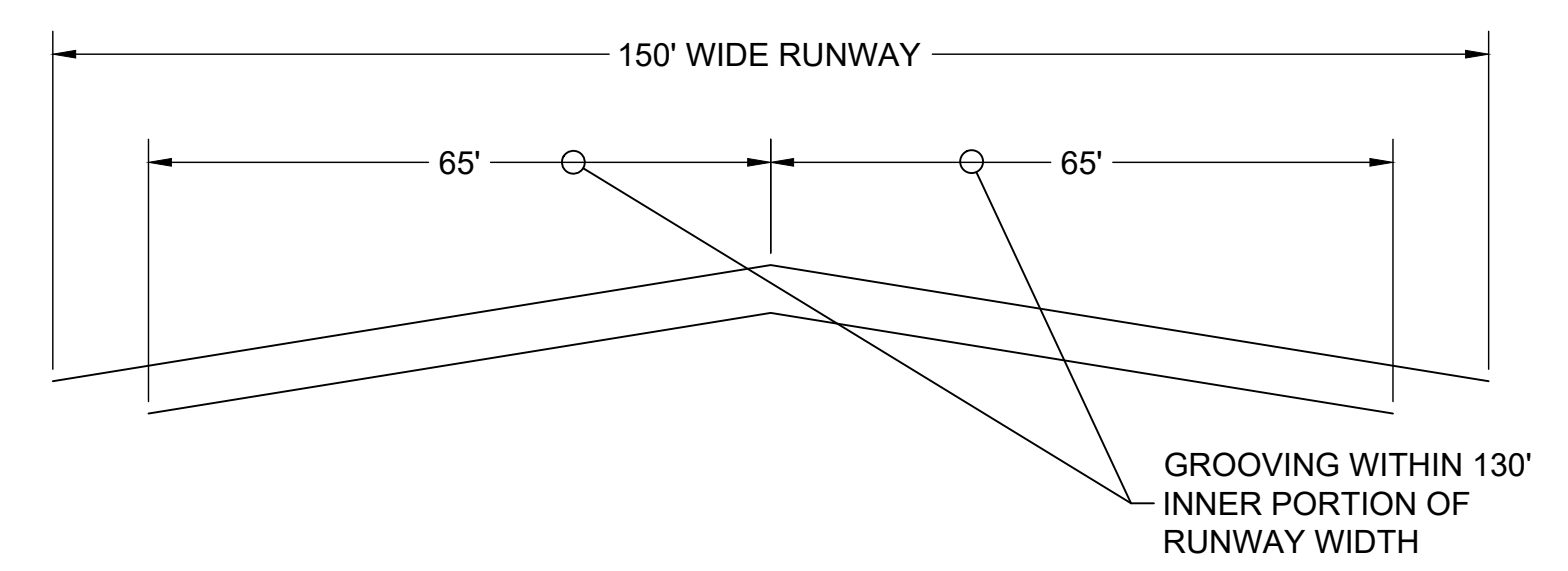
**1 RUNWAY 4-22 PAVEMENT SECTION**  
SCALE: N.T.S.



**C GROOVING PLAN DETAIL C**  
SCALE: N.T.S.



**E GROOVING, SPACING, AND DEPTH SECTION A**  
SCALE: N.T.S.



**D RUNWAY GROOVING WIDTH SECTION B**  
SCALE: N.T.S.

**2 GROOVING DETAILS**  
SCALE: N.T.S.

NO.	DATE	ISSUED FOR	REV. APPR.	DESC. OF REVISIONS
4	CDD 3/28/2020	ISSUED FOR BID		
3	CDD 2/27/2020	85% DESIGN REVIEW MEETING		
2	CDD 12/17/2019	60% DESIGN REVIEW MEETING		
1	CDD 10/16/2019	30% DESIGN REVIEW MEETING		



ISSUED FOR BID  
NOT FOR CONSTRUCTION



CLIENT: **TUSCALOOSA NATIONAL AIRPORT**  
PROJECT: **RECONSTRUCT RUNWAY 4-22**  
SHEET TITLE: **MISC. PAVEMENT DETAILS**

**SNC-LAVALIN** **ATKINS**  
CORPORATE OFFICE: 4030 W. BOY SCOUT BLVD. TAMPA, FL 33607  
LOCAL OFFICE: 401 BNA DRIVE, STE 600 NASHVILLE, TN 37217  
FIRM CERTIFICATE OF AUTHORIZATION NO 24  
WWW.ATKINSGLOBAL.COM

JOB NO.: 100066795  
DESIGNED: CDD CHECKED: DWS  
DRAWN: JSH APPROVED: CDD  
SHEET NO. C-502

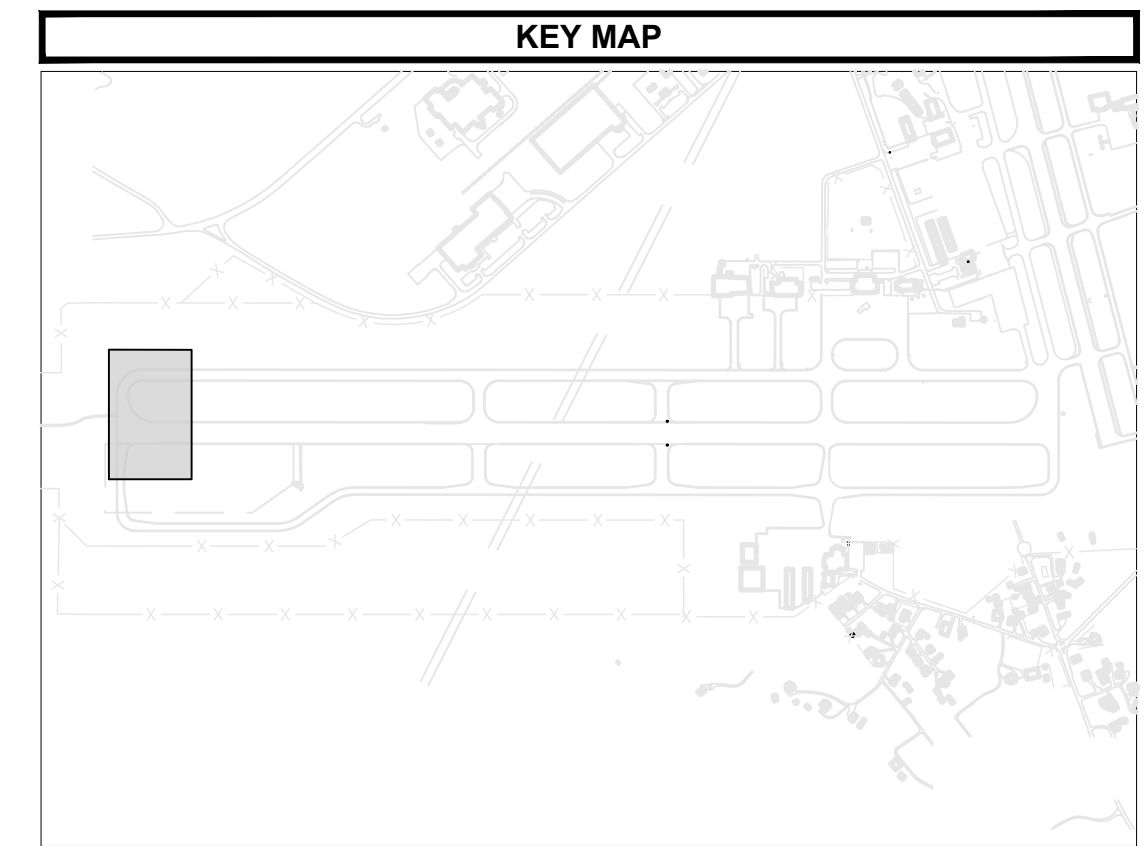
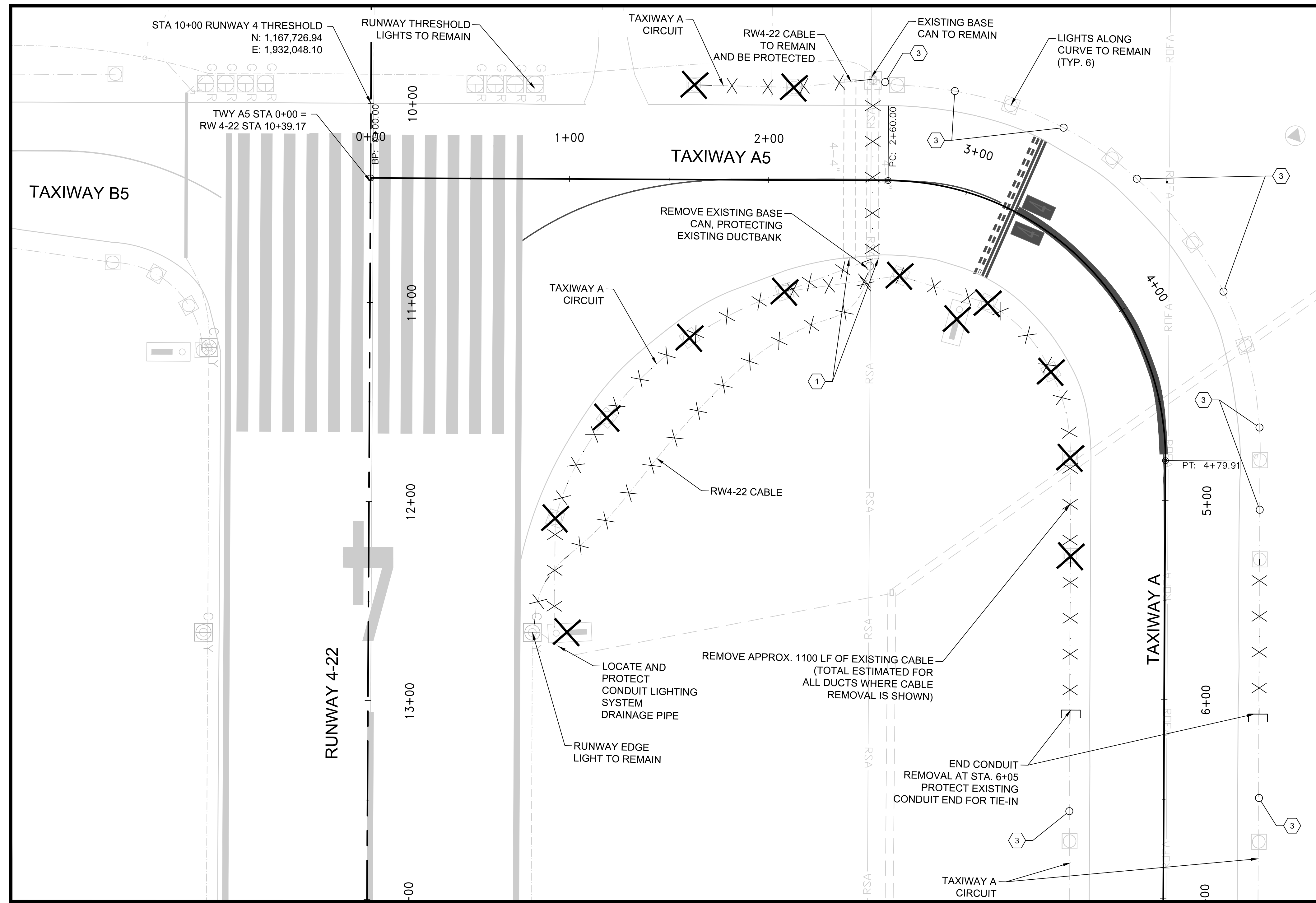
PLOT DATE: 3/27/2020 4:34 PM  
FILE NAME: s:\0-TCL\100066795 runway 4-22 rehab design\DWG\C-501 Typical & Pavement Section Details.dwg







0 1/2 1  
Inches



**KEYED NOTES**

- ① FIELD LOCATE DUCT BANK END OR STRUCTURE
- ② PROTECT CONDUIT/CABLE IN PLACE
- ③ EXISTING CONDUIT TO REMAIN. REMOVE CABLE TO NEXT LIGHT/SIGN LOCATION

**NOTES:**


1. EXISTING CONDITIONS SHOWN ARE BASED ON BEST AVAILABLE INFORMATION AND REVIEW OF RECORD DRAWINGS. ACTUAL CONDITIONS MAY VARY. THE CONTRACTOR SHALL VERIFY EXISTING CONDITIONS, INCLUDING JUNCTION STRUCTURE AND DUCT BANK CROSSINGS, PRIOR TO BEGINNING ANY DEMOLITION.
2. SHOULD INCONSISTENCIES BE IDENTIFIED, THE CONTRACTOR SHALL NOTIFY THE ENGINEER IN WRITING 14 DAYS BEFORE BEGINNING DEMOLITION.
3. THE NUMBER OF FIXTURES AND OTHER EQUIPMENT MAY VARY FROM THAT SHOWN. THE CONTRACTOR SHALL VERIFY THE ACTUAL QUANTITIES AND SHALL REMOVE ALL EQUIPMENT AND MATERIAL ASSOCIATED WITH SYSTEM REPLACEMENT.
4. ALL EXISTING SYSTEMS TO REMAIN SHALL BE PROTECTED FROM DAMAGE. ANY DAMAGED CABLE SHALL BE REPLACED BY THE CONTRACTOR AT NO ADDITIONAL COST TO THE OWNER.
5. CONTRACTOR SHALL REMOVE ALL EXISTING RW 4-22 AND TAXIWAY A CABLE FROM EXISTING CONDUIT/DUCTS AFFECTED BY THE PROJECT. WHEN OTHER EXISTING CIRCUITS ARE LOCATED IN THE SAME CONDUIT/DUCT, THE CONTRACTOR SHALL REMOVE AND REINSTALL NEW CABLE FOR ALL AFFECTED CIRCUITS. ALL NEW CABLE SHALL BE PULLED THROUGH THE CONDUIT/DUCT TOGETHER TO PROTECT INSULATION DURING INSTALLATION.
6. THE CONTRACTOR SHALL REMOVE ALL CABLE MADE OBSOLETE BY THE PROPOSED WORK.

**LEGEND**

- REMOVE CABLE FROM CONDUIT. WHERE CONDUIT LIES BENEATH PROPOSED PAVEMENT AREAS, REMOVE CONDUIT. OUTSIDE PAVEMENT AREAS, CONDUIT MAY BE ABANDONED IN PLACE.
- EXISTING TAXIWAY EDGE LIGHT. SALVAGE LIGHT AND TRANSFORMER FOR RE-INSTALLATION. DISCARD L-867 BASE. (TYP. 11)
- REMOVE EXISTING 2-MOD SIGN FROM PAD. SALVAGE SIGN FRAME, BLANK PANELS, AND TRANSFORMER FOR RE-INSTALLATION ON NEW FOUNDATION. SIGN PANELS WITH LEGEND SHALL BE TURNED OVER TO THE OWNER, WITH REPLACEMENT PANELS TO BE SUPPLIED BY THE CONTRACTOR. DEMOLISH CONCRETE PAD WITH L-867 BASE.

PLOT DATE: 3/27/2020 4:37 PM  
FILE NAME: s:\0-TCL110006795 runway 4-22 rehab design\DWG\LE-X01 Lighting Sheets.dwg

REV. NO.	DATE	ISSUED FOR	DESC. OF REVISIONS
4	CDD 3/29/2020	ISSUED FOR BID	
3	CDD 2/27/2020	95% DESIGN REVIEW MEETING	
2	CDD 12/17/2019	60% DESIGN REVIEW MEETING	
1	CDD 10/16/2018	30% DESIGN REVIEW MEETING	



ISSUED FOR BID  
NOT FOR CONSTRUCTION

**TUSCALOOSA NATIONAL AIRPORT**  
**RECONSTRUCT RUNWAY 4-22**  
**TAXIWAY A5 ELECTRICAL DEMOLITION**

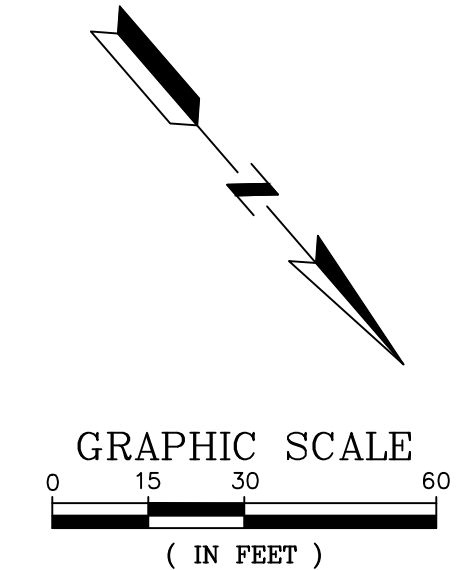
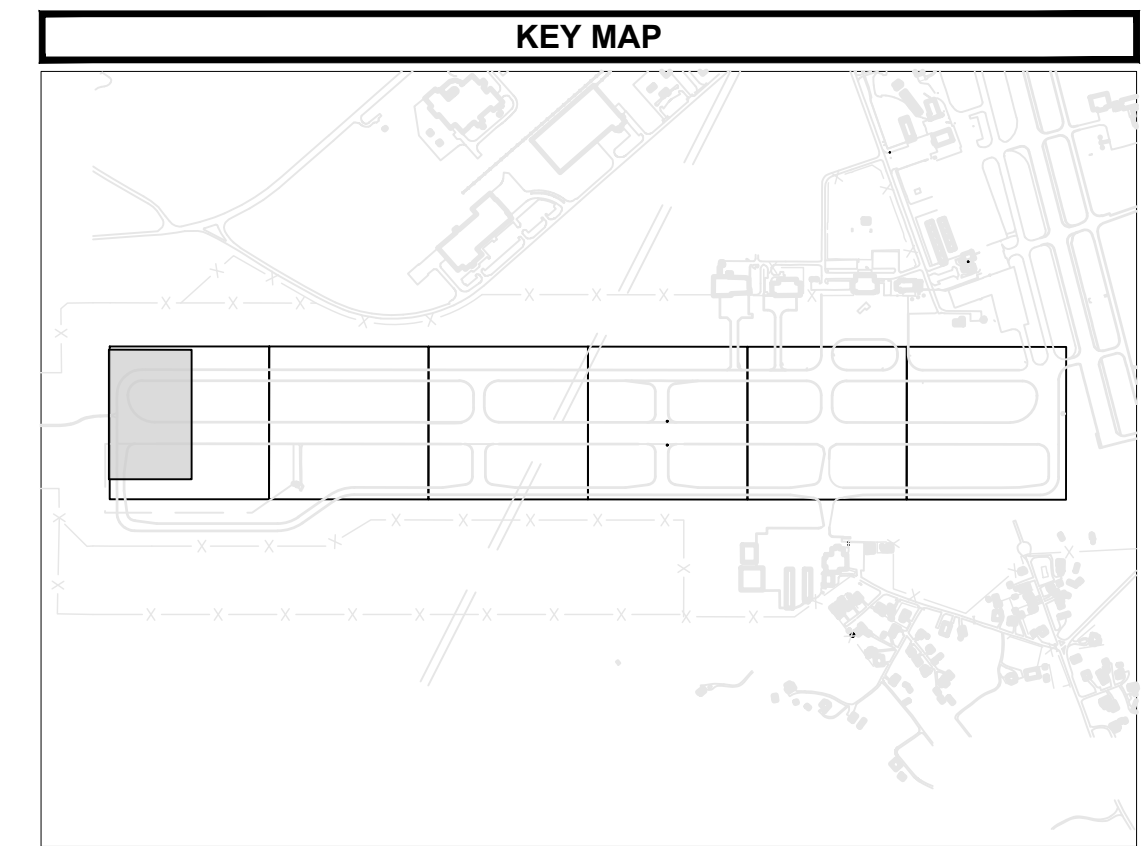
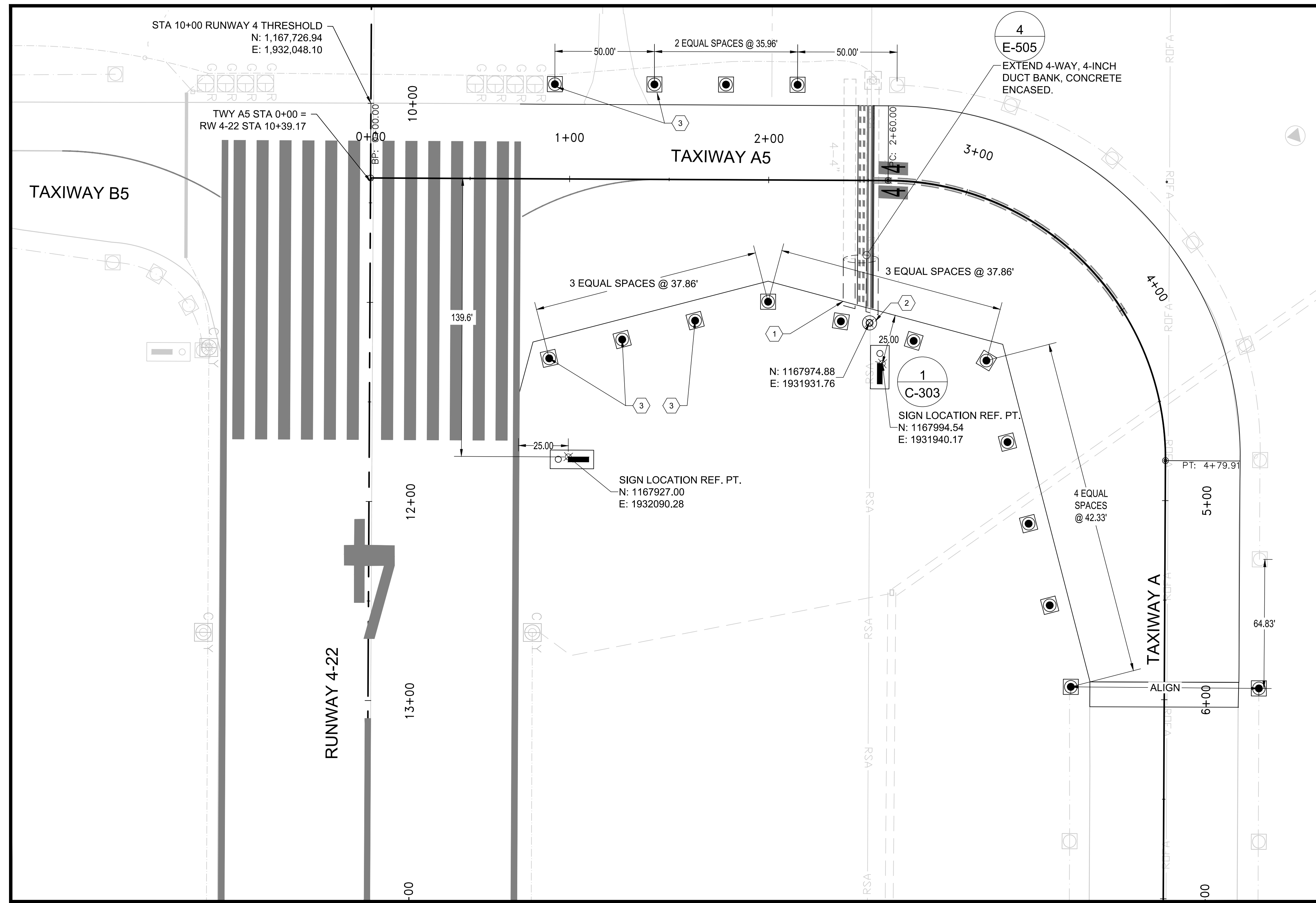
**CLIENT:** TUSCALOOSA NATIONAL AIRPORT  
**PROJECT:** RECONSTRUCT RUNWAY 4-22  
**SHEET TITLE:** TAXIWAY A5 ELECTRICAL DEMOLITION

**ATKINS**  
 SINC-LAVALIN  
 CORPORATE OFFICE: 400 W. BOY SCOUT BLVD. TAMPA, FL 33607  
 LOCAL OFFICE: 404 BNA DRIVE, STE 600 NASHVILLE, TN 37217  
 FBRP CERTIFICATE OF AUTHORIZATION NO. 24  
 TEL: 615-399-0288 FAX: 615-399-0283  
 WWW.ATKINSGLOBAL.COM

JOB NO.: 10006795  
 DESIGNED: CDD CHECKED: DWS  
 DRAWN: JSH APPROVED: CDD  
 SHEET NO. E-101



0 1/2 1  
Inches



**KEYED NOTES**


- ① PROTECT EXISTING DUCT BANKS AND EXTEND EACH DUCT BANK 3 FEET OUTSIDE THE LIMITS OF PAVEMENT. CAP UNUSED DUCTS, AND EXTEND DUCTS WITH CABLE TO NEW L-867D BASE CAN.
- ② INSTALL L-867B BASE CAN 5' FROM NEW END OF EXTENDED DUCT BANK WITH 2" PVC CONNECTION TO DUCT BANK.
- ③ NEW L-861T TAXIWAY EDGE LIGHT ON NEW L-867B BASE (TYP. 5, WHERE SHOWN). ALL OTHER (11) PROPOSED LIGHT LOCATIONS SHALL BE SALVAGED L-861T EDGE LIGHT ON NEW L-867B BASE. NEW FIXTURES SHALL BE INCANDESCENT (NOT LED) TO MATCH SALVAGED LIGHTS.

- NOTES:
1. CONTRACTOR SHALL INSTALL IDENTIFICATION MARKERS AT ALL LIGHT FIXTURES. THE MARKERS SHALL IDENTIFY THE LIGHTING CIRCUIT AND LIGHT FIXTURE NUMBER. CONTRACTOR SHALL COORDINATE THE CIRCUIT AND FIXTURE NUMBERING SYSTEM WITH OWNER PRIOR TO ORDERING AND INSTALLING THE MARKERS. THE CONTRACTOR SHALL PROVIDE "AS-BUILT DRAWINGS" TO THE AIRPORT MANAGER AND THE ENGINEER.

**LEGEND**

- NEW OR RELOCATED L-861T TAXIWAY EDGE LIGHT AND TRANSFORMER WITH NEW L-867B BASE.
- SALVAGED L-858 SIZE 2, 2-MOD SIGN AND TRANSFORMER WITH NEW LEGEND PANELS ON NEW FOUNDATION PAD WITH L-867-B BASE CAN.
- EXISTING L-861T TAXIWAY EDGE LIGHT AND BASE CAN TO REMAIN.
- PROPOSED L-867D BASE AS JUNCTION STRUCTURE/PULL-CAN.

REV. NO.	DATE	ISSUED FOR	DESC. OF REVISIONS
4	CDD 3/29/2020	ISSUED FOR BID	
3	CDD 2/27/2020	95% DESIGN REVIEW MEETING	
2	CDD 12/17/2019	60% DESIGN REVIEW MEETING	
1	CDD 10/16/2018	30% DESIGN REVIEW MEETING	



ISSUED FOR BID  
NOT FOR CONSTRUCTION



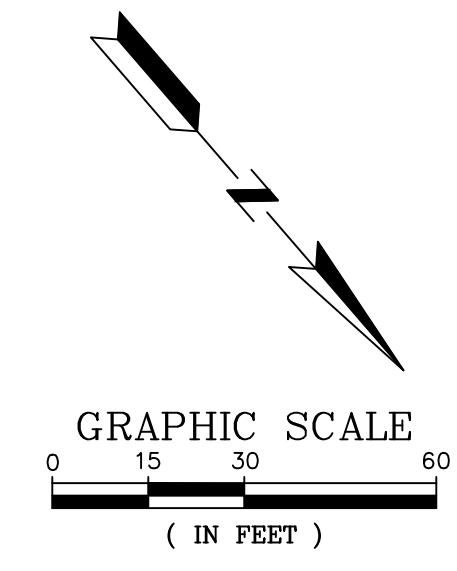
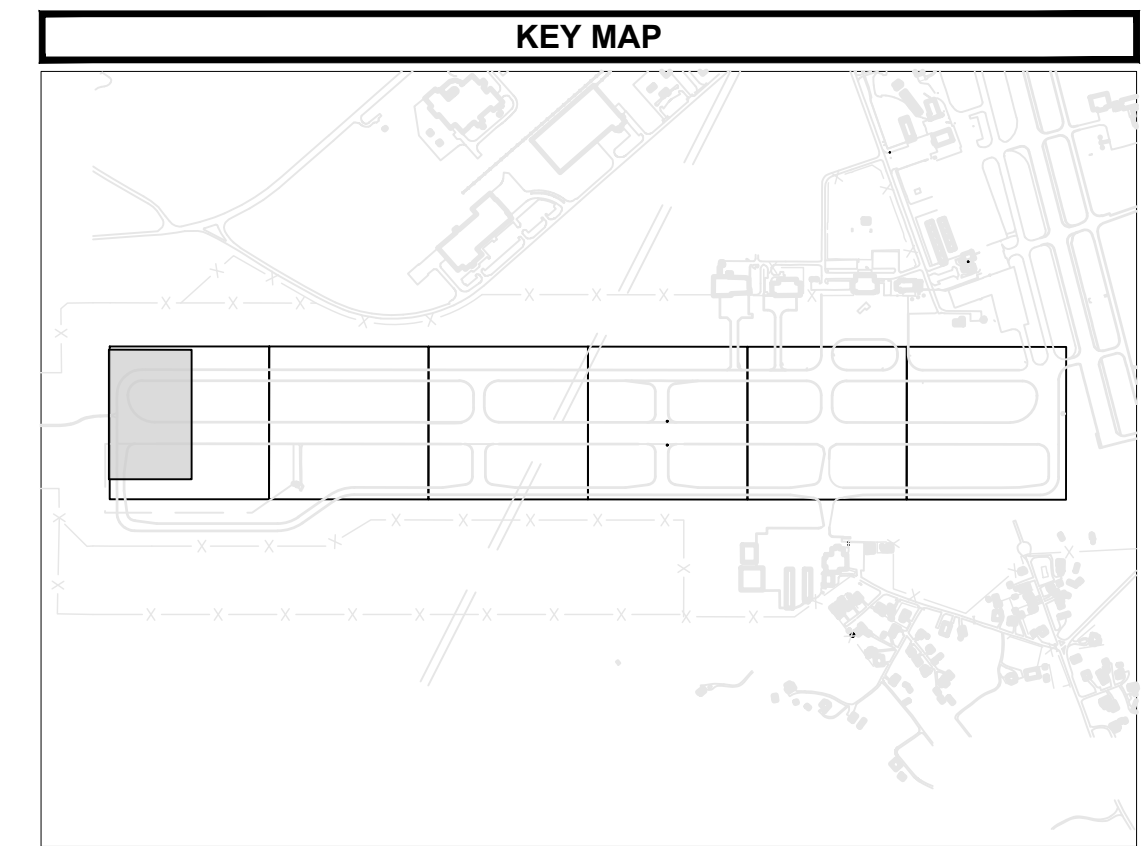
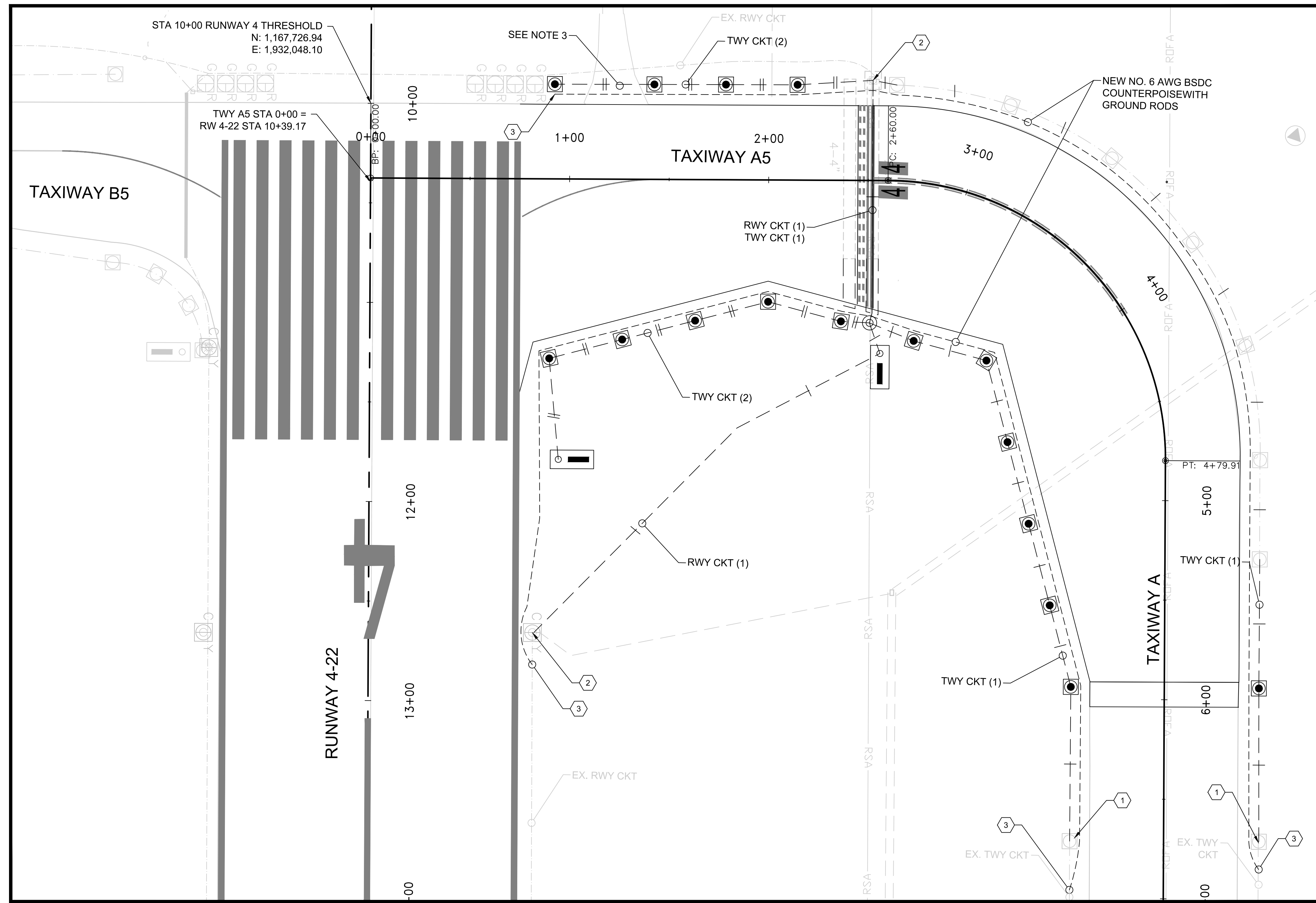
**TUSCALOOSA NATIONAL AIRPORT**  
**RECONSTRUCT RUNWAY 4-22**  
**TAXIWAY A5 ELECTRICAL LAYOUT**

<small>CORPORATE OFFICE: 400 W. BOY SCOUT BLVD. TAMPA, FL 33607 FPRP CERTIFICATE OF AUTHORIZATION NO.24</small>		<small>LOCAL OFFICE: 404 BNA DRIVE, STE 600 NASHVILLE, TN 37217 TEL: 615.398.0288 FAX: 615.399.0283 WWW.ATKINSGLOBAL.COM</small>	
JOB NO.:	100066795	DESIGNED:	CDD
DRAWN:	JSH	CHECKED:	DWS
SHEET NO.:	E-201	APPROVED:	CDD

PLOT DATE: 3/27/2020 4:37 PM  
FILE NAME: s:\0-TCL1\100066795 runway 4-22 rehab design\DWG\E-X01 Lighting Sheets.dwg



0 1/2 1  
Inches



**KEYED NOTES**

- ① SPLICE TO EXISTING TAXIWAY A EDGE LIGHTING CIRCUIT AT EXISTING LIGHT BASE CAN.
- ② SPLICE TO EXISTING RUNWAY 4-22 EDGE LIGHTING CIRCUIT AT EXISTING LIGHT BASE CAN OR JUNCTION CAN.
- ③ LOCATE EXISTING COPPER COUNTERPOISE WIRE AND CONNECT TO NEW PORTION OF COUNTERPOISE SYSTEM WITH EXOTHERMIC WELD.

**NOTES:**


1. PERFORM LOCKOUT AND TAGOUT PROCEDURES ON CCRS. DE-ENERGIZE ASSOCIATED CIRCUIT CCR AND REMOVE CIRCUIT S-1 CUTOUT PRIOR TO WORK.
2. ALL NEW PORTIONS OF 5KV CIRCUITS SHALL BE DC MEGGER TESTED TO ENSURE XLP INSULATION INTEGRITY USING A 1000V MEGGER. RESULTS SHALL BE DOCUMENTED AND SUBMITTED TO OWNER AND ENGINEER. BEFORE AND AFTER SPLICING NEW PORTIONS OF CIRCUIT ROUTE INTO EXISTING CIRCUITS, THE CIRCUIT SHALL BE DL MEGGER TESTED TO ENSURE INTEGRITY OF THE SPLICE.
3. CONCRETE ENCASED CONDUIT ACROSS DRIVEWAY ENTRANCE. BACKFILL TRENCH WITH CONCRETE TO WITHIN 2 IN OF DRIVEWAY SURFACE. IN PREPARATION FOR OVERLAY.

**LEGEND**

- NEW OR RELOCATED L-861T TAXIWAY EDGE LIGHT AND TRANSFORMER WITH NEW L-867B BASE.
- SALVAGED L-858 SIZE 2, 2-MOD SIGN AND TRANSFORMER WITH NEW LEGEND PANELS ON NEW FOUNDATION PAD WITH L-867-B BASE CAN.
- EXISTING L-861T TAXIWAY EDGE LIGHT AND BASE CAN TO REMAIN.
- PROPOSED L-867D BASE AS JUNCTION STRUCTURE/PULL-CAN.
- EXISTING CONDUIT WITH NEW AIRFIELD LIGHTING CABLE (NUMBER OF TICK MARKS INDICATES NUMBER OF CONDUCTORS)
- PROPOSED CONDUIT WITH NEW AIRFIELD LIGHTING CABLE (NUMBER OF TICK MARKS INDICATES NUMBER OF CONDUCTORS).

PLOT DATE: 3/27/2020 4:38 PM  
FILE NAME: s:\0-TCL1\10006795 runway 4-22 rehab design\DWG\LE-X01 Lighting Sheets.dwg

REV. APPR. AND DATE	ISSUED FOR	DATE	DESC. OF REVISIONS
4	CDD	3/29/2020	ISSUED FOR BID
3	CDD	2/27/2020	95% DESIGN REVIEW MEETING
2	CDD	12/17/2019	60% DESIGN REVIEW MEETING
1	CDD	10/16/2018	30% DESIGN REVIEW MEETING



ISSUED FOR BID  
NOT FOR CONSTRUCTION

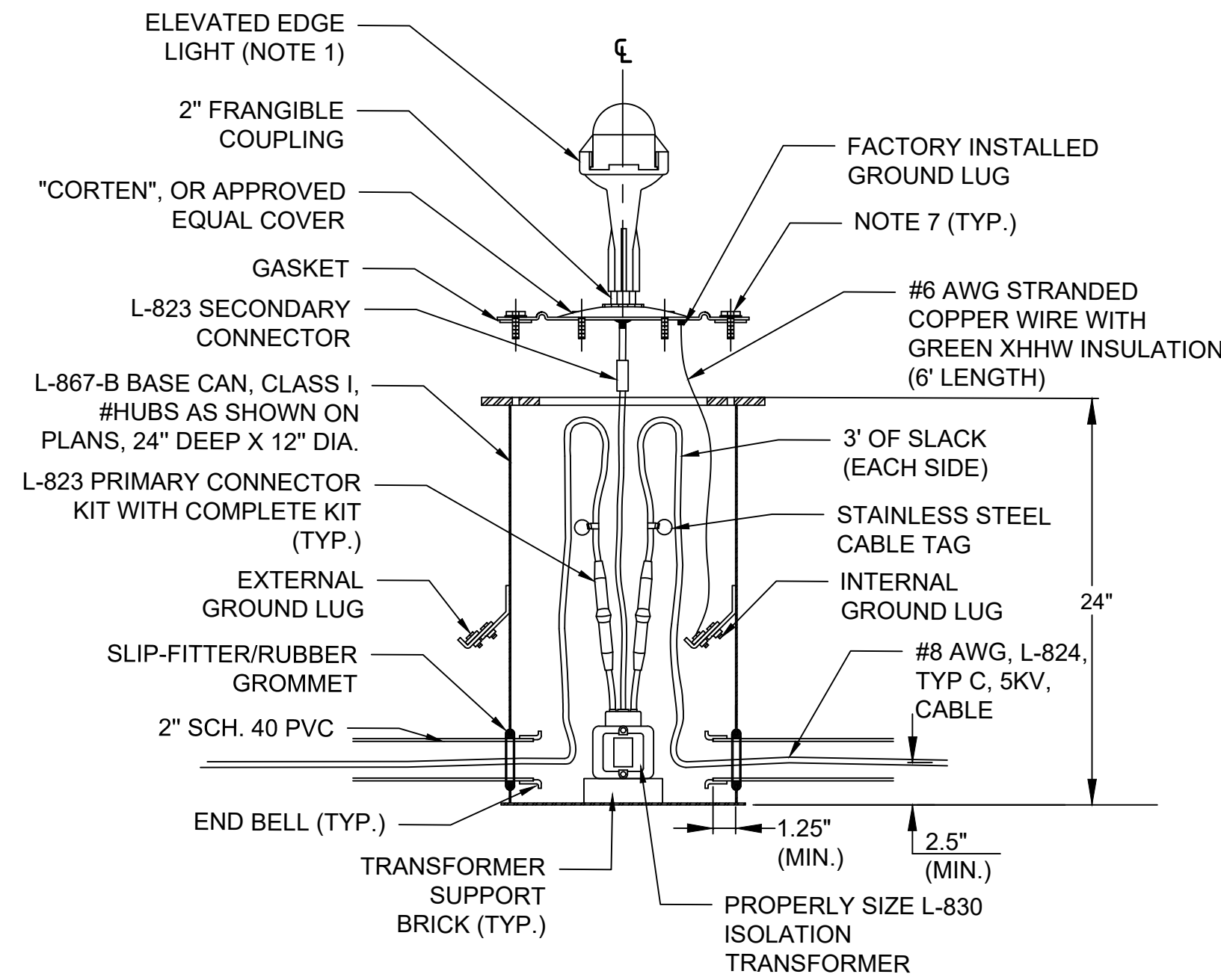
**City of TUSCALOOSA**  
INFRASTRUCTURE & PUBLIC SERVICES

**TUSCALOOSA NATIONAL AIRPORT**  
**RECONSTRUCT RUNWAY 4-22**  
**TAXIWAY A5 ELECTRICAL CIRCUITING**

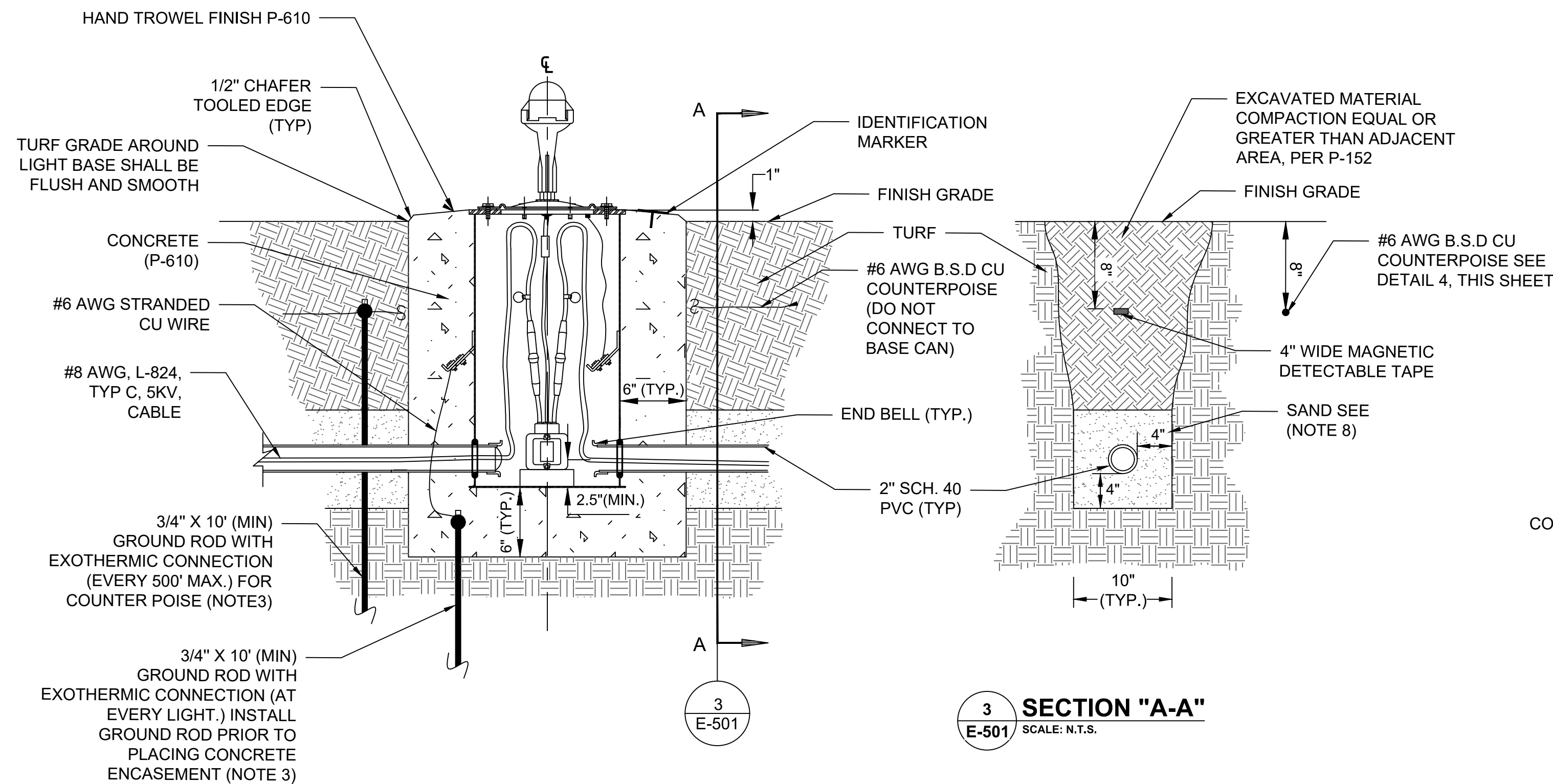
**SNC-LAVALIN** | **ATKINS**  
CORPORATE OFFICE: 400 W. BOY SCOUT BLVD., TAMPA, FL 33607  
LOCAL OFFICE: 404 BNA DRIVE, STE 600, NASHVILLE, TN 37217  
JOB NO.: 10006795  
DESIGNED: CDD | CHECKED: DWS  
DRAWN: JSH | APPROVED: CDD  
SHEET NO. **E-301**



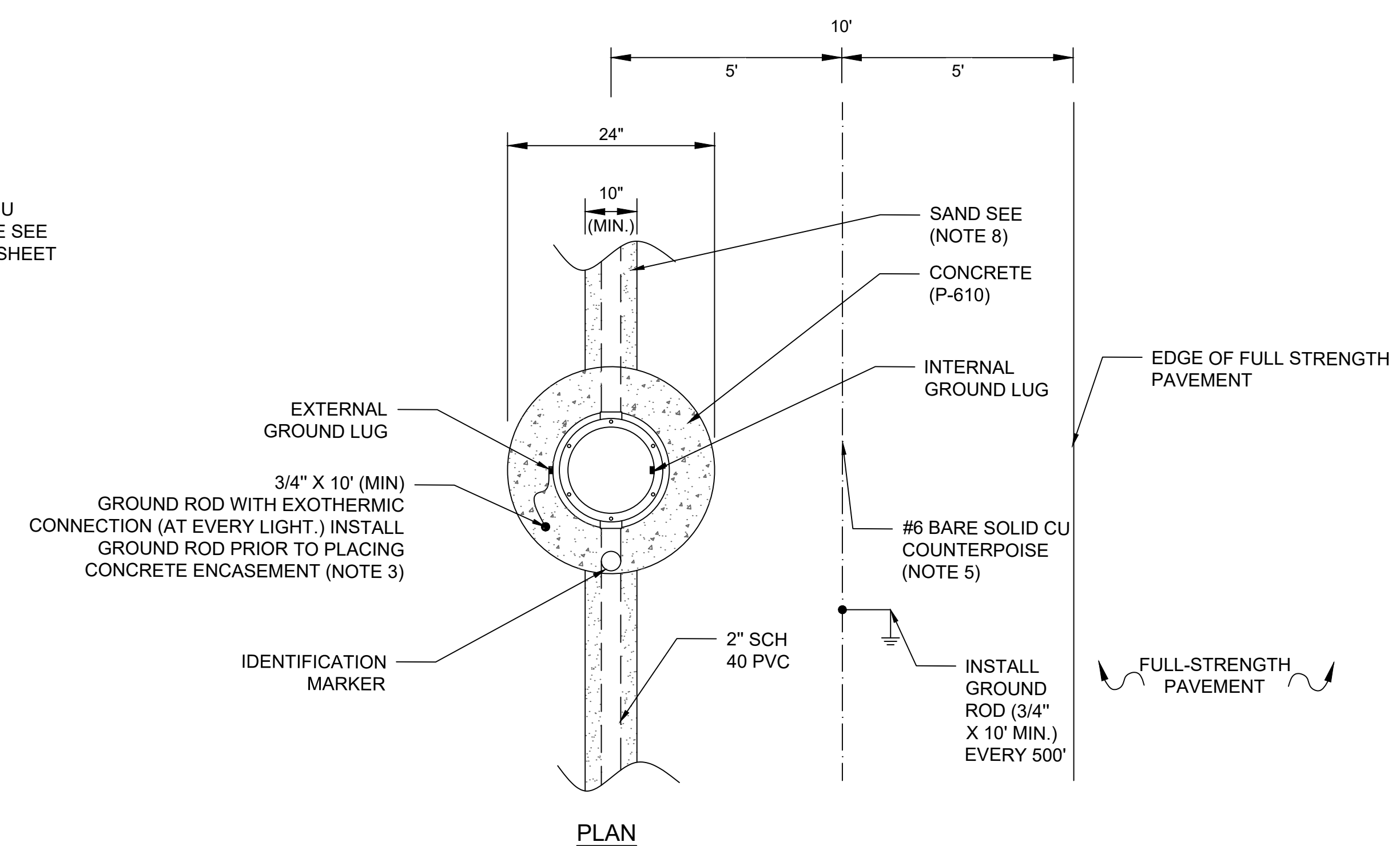
0 1/2 1



**1 TYPICAL ELEVATED EDGE LIGHT MATERIALS**  
SCALE: N.T.S.



**2 ELEVATED EDGE LIGHT INSTALLED IN TURF SHOULDER: PROFILE VIEW**  
SCALE: N.T.S.




**3 SECTION "A-A"**  
SCALE: N.T.S.

**4 EDGE LIGHT INSTALLED IN UNPAVED SHOULDER: PLAN VIEW**  
SCALE: N.T.S.

**ELEVATED FIXTURE NOTES:**

1. THE ELEVATED EDGE LIGHTS SHALL BE 14" HIGH UNLESS NOTED OTHERWISE IN THE CONTRACT DOCUMENTS.
2. ALL BASE CAN INSTALLATION TECHNIQUES, METHODS, MATERIALS, ETC., SHALL BE SUBMITTED TO THE RESIDENT ENGINEER FOR REVIEW AND APPROVAL PRIOR TO THE START OF WORK.
3. EACH GROUND ROD SHALL MEASURE 25 OHMS OR LESS, PRIOR TO CONNECTION TO THE GROUND SYSTEM. ADDITIONAL GROUND ROD SECTIONS SHALL BE ADDED TO OBTAIN THE 25 OHM VALUE, AT NO ADDITIONAL COST TO THE OWNER.
4. WHENEVER MORE THAN TWO CONDUITS ENTER OR EXIT A L-867B BASE CAN, A L-867D BASE CAN SHALL BE USED. CONDUITS USED EXCLUSIVELY FOR DRAINS, THE 5' STUBOUT AND THE CONDUIT FROM THE L-867B BASE TO THE SIGN SHALL BE EXCLUDED FROM THE COUNT. THE INSTALLATION DETAIL FOR THE L-867B BASE CAN SHALL BE USED AS A GUIDE FOR THE INSTALLATION OF THE L-867D BASE CAN WITH THE APPROPRIATE DIMENSIONS INCREASED TO ACCOMMODATE THE LARGER BASE CAN.
5. RUNWAY EDGE LIGHTS SHALL BE INSTALLED 10.0' FROM THE THEORETICAL EDGE OF THE FULL STRENGTH PAVEMENT. COUNTERPOISE SHALL BE INSTALLED HALF THE DISTANCE FROM THE CONDUIT TO THE THEORETICAL EDGE OF THE FULL STRENGTH PAVEMENT. COUNTERPOISE SHALL BE KEPT 12" FROM BASE CAN.
6. THE FINISHED PAVEMENT SURFACE SHALL BE PROTECTED FROM FOREIGN SUBSTANCES WHICH COULD CAUSE STAINING, IE. CONCRETE, OIL, ETC. THE CONTRACTOR SHALL IMMEDIATELY CLEAN ALL SPILLS AND CORRECT/CLEAN ANY STAINED SURFACES AT THE CONTRACTOR'S EXPENSE.
7. THE BASE CAN COVER MOUNTING BOLTS SHALL EXTEND THROUGH THE BASE CAN MOUNTING FLANGE INTO THE BASE CAN A MIN. OF 0.5". THE BOLTS SHALL HAVE ENOUGH THREAD LENGTH SO THEY DO NOT SHOULDER OUT BEFORE THE FIXTURE IS SECURELY TIGHTENED. A TWO-PART LOCK WASHER SHALL BE INSTALLED AND MANUFACTURED OF SURFACE HARDENED 316 OR 316L STAINLESS STEEL. ANTI-SEIZE SHALL BE USED ON ALL BOLTS (NOALOX OR APPROVED EQUAL). ALL BOLTS SHALL BE NEW STAINLESS STEEL.
8. USE SAND TO BACKFILL THIS AREA. REMOVED EARTH MAY BE USED PROVIDED NO ROCK OR STONE LARGER THAN 1/4" IS PRESENT. BACKFILL SHALL COMPLY WITH CIVIL SPECIFICATIONS.
9. P-610 CONCRETE AROUND BASE CANS AND DUCT/CONDUIT SHALL BE COMPLETELY CONSOLIDATED BY MECHANICAL MEANS AND SHALL BE FREE OF ANY VOIDS.
10. IMMEDIATELY AFTER THE HOLES ARE AUGERED, THE BASE CANS SHALL BE INSTALLED AND THE P-610 PLACED SO AS TO PREVENT WATER FROM ENTERING THE HOLES.
11. ALL L-824 CABLES SHALL BE IDENTIFIED WITH AN 18 GAUGE STAINLESS STEEL TAG WITH ITS RESPECTIVE CIRCUIT/LOOP NUMBER AT ALL ACCESSIBLE LOCATIONS. ATTACH ID TAG 12" FROM THE L-823 CONNECTORS OR MID LOOP, IF NO CONNECTORS ARE REQUIRED. THE CONDUCTORS SHALL BE IDENTIFIED ON EACH SIDE OF THE CONNECTORS OR LOOP.
12. L-823 CONNECTORS SHALL BE INSTALLED ON ALL CABLES, IN EACH MANHOLE, BASE CAN, OR OTHER ACCESSIBLE LOCATIONS.
13. PRECAST OR ADJUSTABLE BASE CANS SHALL NOT BE USED.



ISSUED FOR BID  
NOT FOR CONSTRUCTION



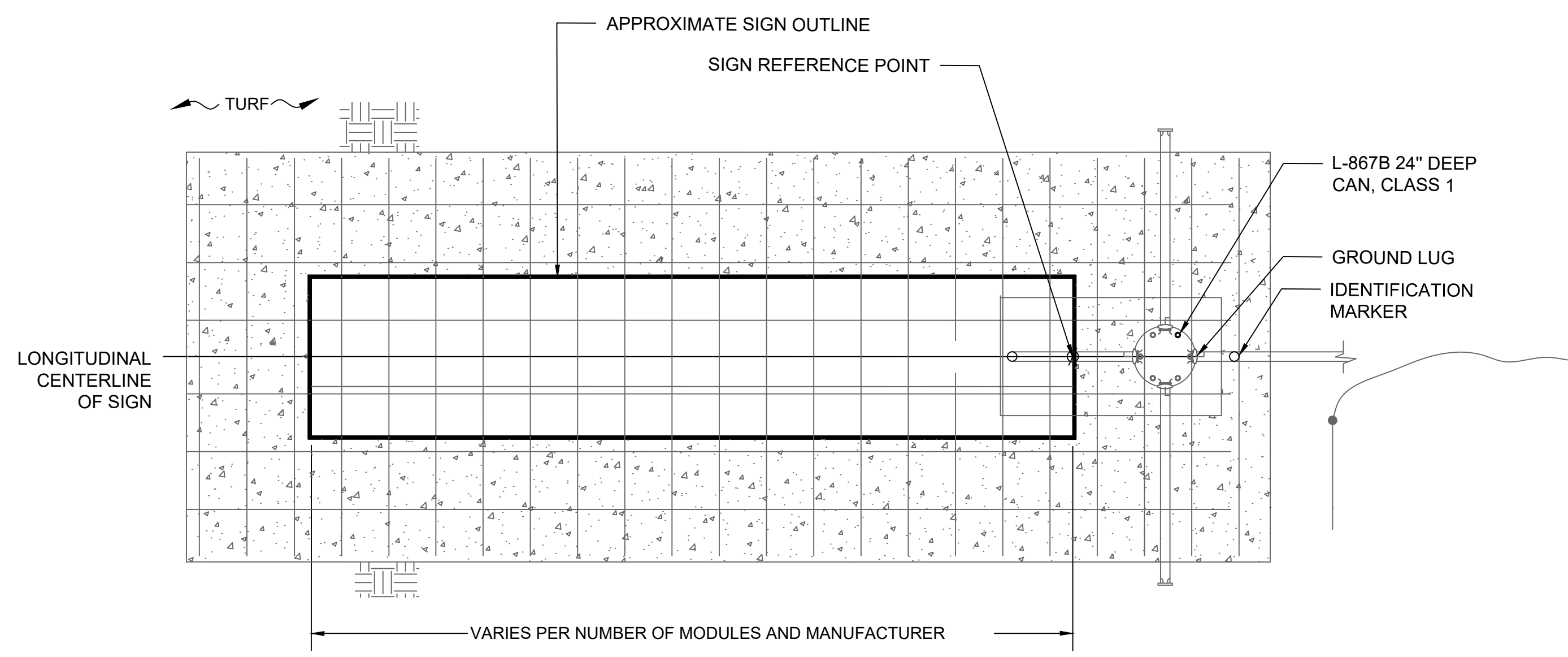
**TUSCALOOSA NATIONAL AIRPORT**  
**RECONSTRUCT RUNWAY 4-22**  
**ELECTRICAL DETAILS - SHEET 1**

CLIENT:	TUSCALOOSA NATIONAL AIRPORT
PROJECT:	RECONSTRUCT RUNWAY 4-22
SHEET TITLE:	ELECTRICAL DETAILS - SHEET 1
DESIGNED:	CDD
CHECKED:	DWS
DRAWN:	JSH
APPROVED:	CDD
SHEET NO.:	E-501

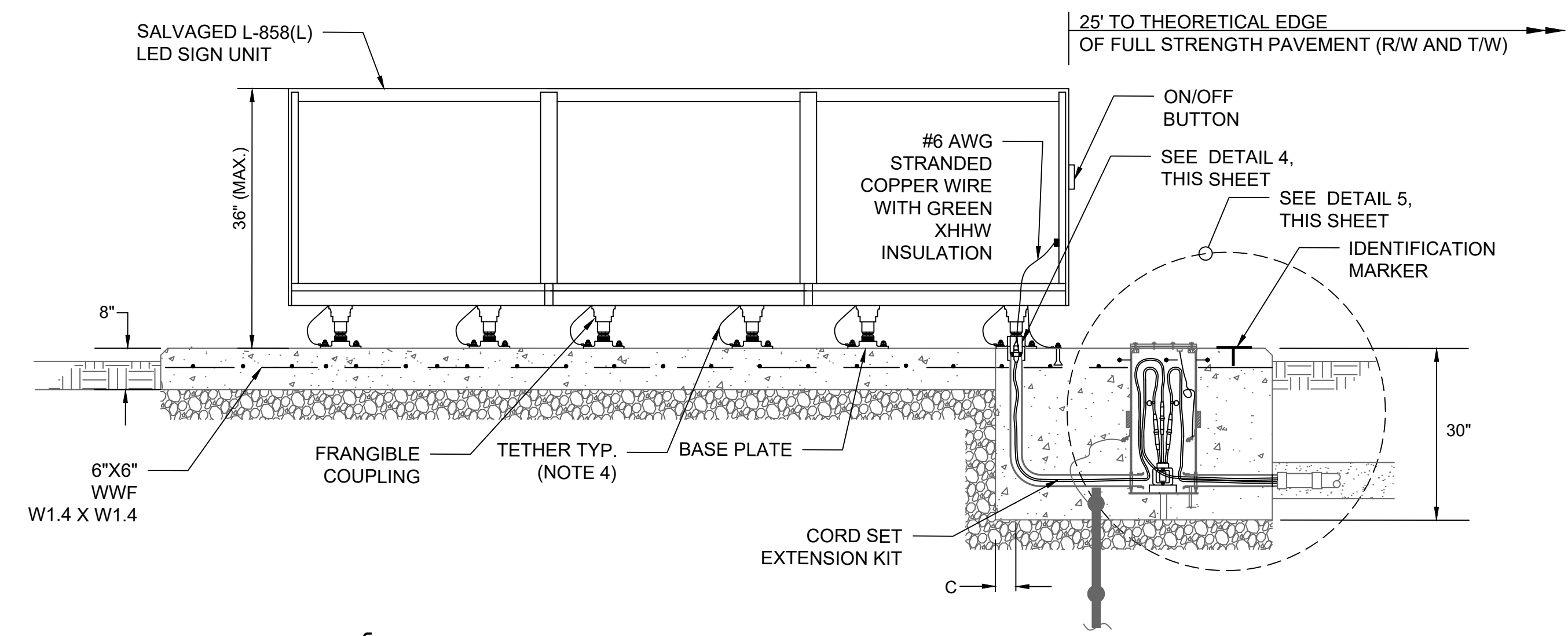
PLOT DATE: 3/27/2020 4:38 PM  
FILE NAME: s:\0-TCL1\0006795 runway 4-22 rehab design\DWG\E-50X Electrical Details.dwg



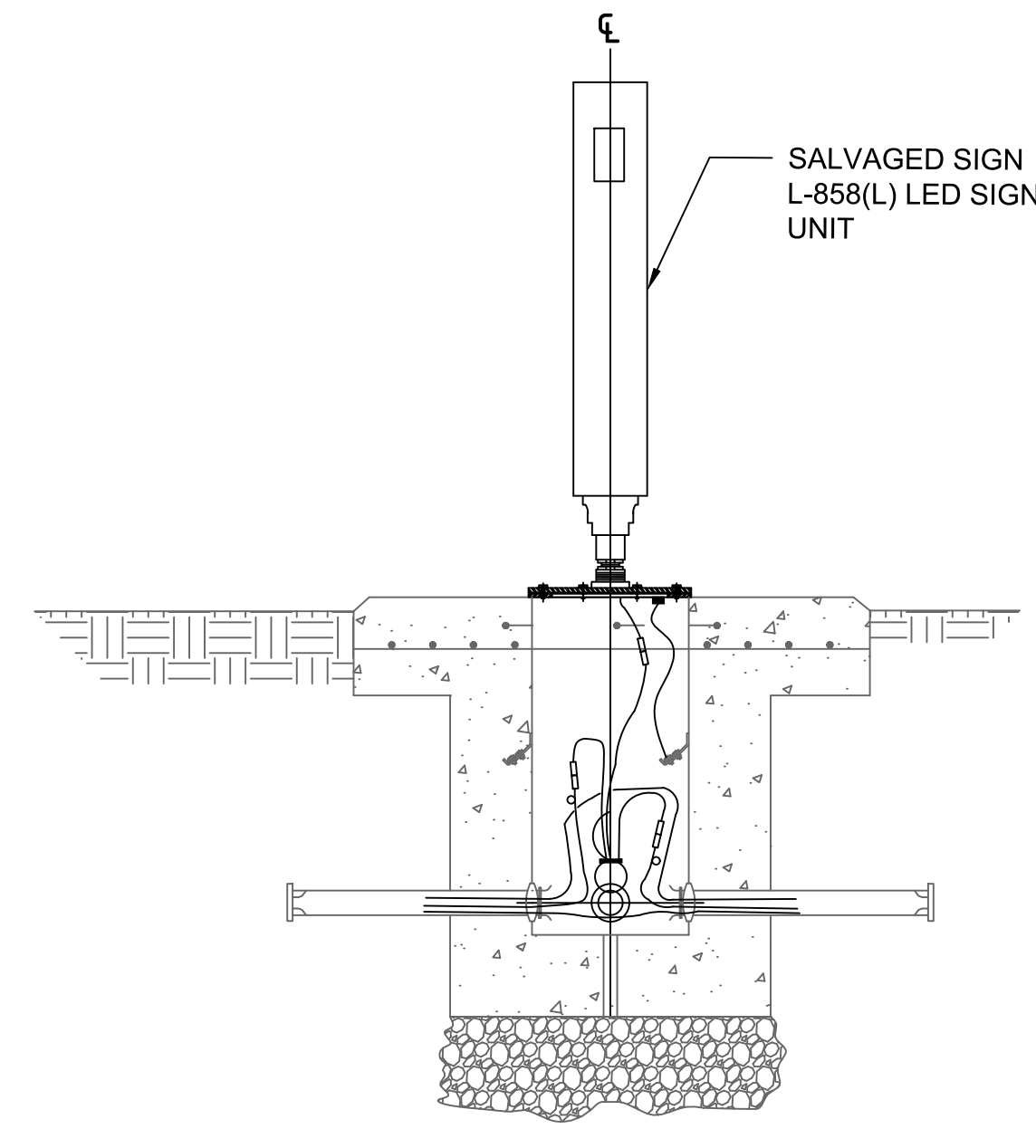
0 1/2 1



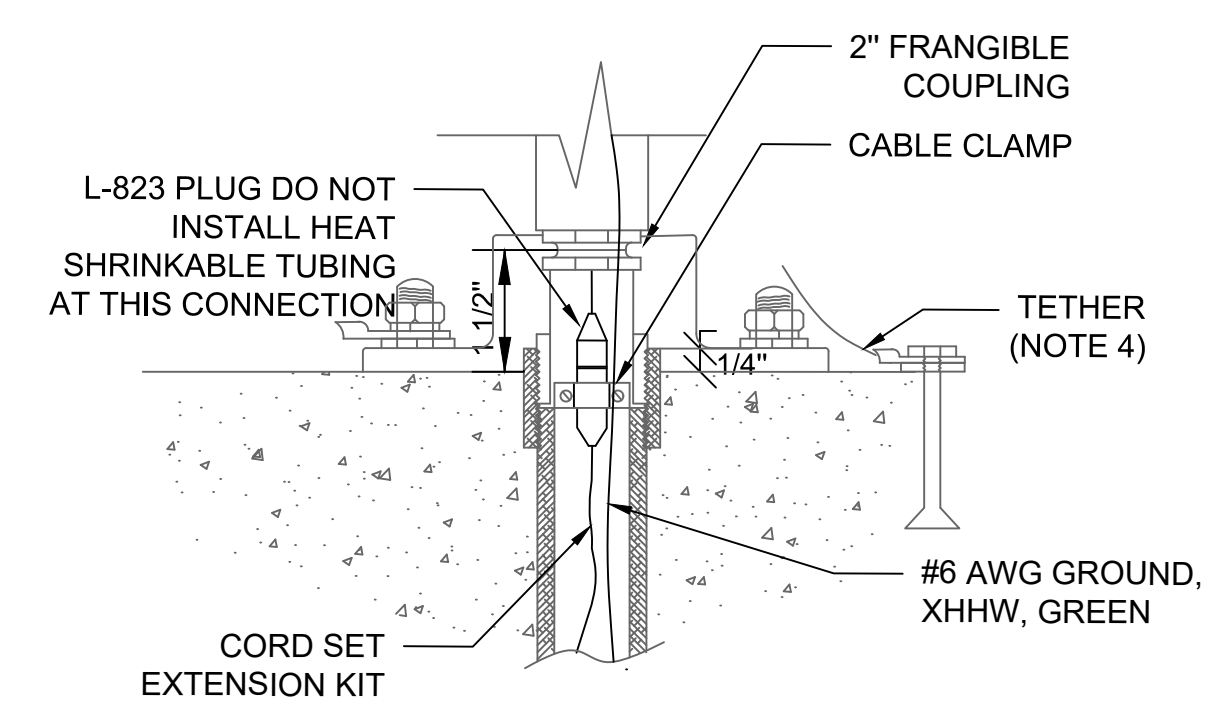
**1 SIGN DETAIL - PLAN VIEW**  
E-502 SCALE: N.T.S.



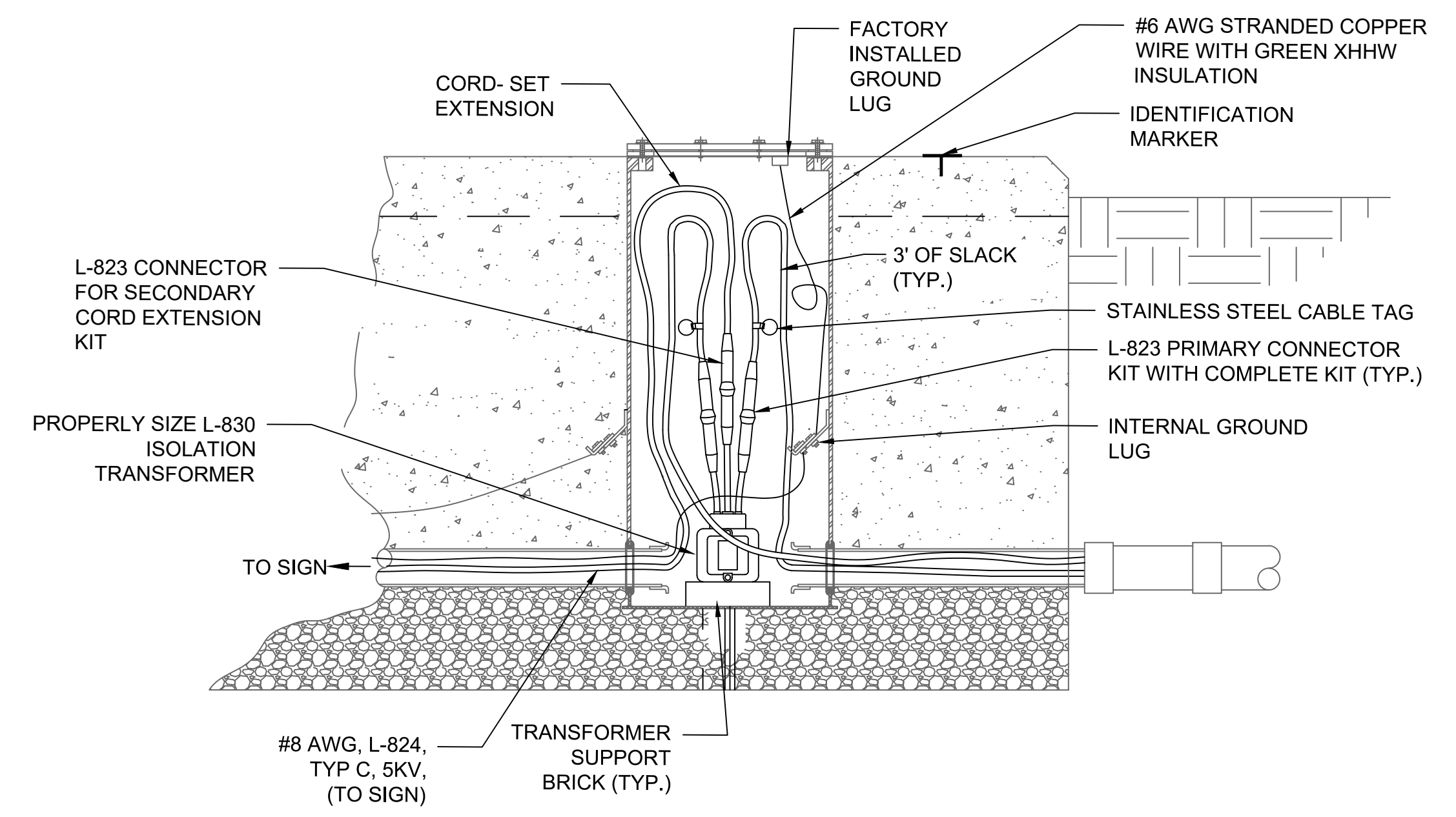
**2 SIGN DETAIL - FRONT VIEW**  
E-502 SCALE: N.T.S.



**3 SIGN DETAIL - SIDE VIEW**  
E-502 SCALE: N.T.S.



**4 FRANGIBLE POWER CONNECTION**  
E-502 SCALE: N.T.S.



**5 SIGN BASE CAN**  
E-502 SCALE: N.T.S.

**NOTES:**

- CONNECT COUNTERPOISE TO GROUND ROD. DO NOT CONNECT COUNTERPOISE TO BASE CAN.
- THE DETAILS SHOWN IN THE PLANS PROVIDE THE MINIMUM REQUIREMENTS FOR SIGN INSTALLATIONS. THE CONTRACTOR SHALL USE STANDARDS APPLICABLE FOR THE PARTICULAR SIGN MANUFACTURER. THE BOLTING PATTERN, METHOD OF ANCHORING, ETC., SHALL BE PER SIGN MANUFACTURER'S RECOMMENDATIONS AND APPROVED BY THE ENGINEER.
- THE SIGN SHALL WITHSTAND 200 MPH WIND LOAD PER AC 150/5345-44 LATEST EDITION, WITHOUT DAMAGE. THE SIGN SHALL NOT BREAK AT THE FRANGIBLE POINTS NOR SUFFER PERMANENT DISTORTION. THE SIGN MANUFACTURER SHALL SUBMIT TO THE ENGINEER MOUNTING METHODS AND THE CALCULATIONS OR TEST RESULTS SUPPORTING THE ABOVE REQUIREMENT. THE SIGNS SHALL BE FRANGIBLE, MEETING THE REQUIREMENTS OF AC 150/5345-44, LATEST EDITION.
- ALL SIGNS SHALL BE FURNISHED WITH TETHERS. TETHERS SHALL BE 3/16" STAINLESS STEEL AIRCRAFT CABLE WITH A FORMED EYE ON BOTH ENDS. THE TETHER EYE SHALL BE ATTACHED TO THE SIGN AND BASE BY BEING SANDWICHED BETWEEN TWO STAINLESS STEEL FENDER WASHERS, WITH A 1/2" MINIMUM STAINLESS STEEL BOLT. THE BOLTS SHALL HAVE ENOUGH THREAD LENGTH SO THAT THEY DO NOT SHOULDER OUT BEFORE THE COVER IS SECURELY TIGHTENED. THE TETHER SHALL BE OF SUFFICIENT LENGTH TO HAVE A MINIMUM OF 6" OF SLACK WHEN ATTACHED BETWEEN THE SIGN AND THE SIGN BASE. THE TETHERS AND BONDING CONDUCTORS SHALL BE OF SUFFICIENT LENGTH TO ALLOW THE FRANGIBLE COUPLINGS TO OPERATE WITHOUT RESTRICTIONS AND TO ALLOW THE POWER CABLE TO DISCONNECT IF THE SIGN FALLS OVER. PROVIDE 1 TETHER PER SIGN LEG AND A MINIMUM OF 2 TETHERS PER SIGN.
- FOR LOCATION AND ORIENTATION OF SIGNS AND FOUNDATIONS, SEE LAYOUT PLANS. THE LOCATION SHOWN ON THE PLANS IS THE PERPENDICULAR DISTANCE FROM THE DEFINED TAXIWAY/RUNWAY EDGE OF FULL STRENGTH PAVEMENT, TO THE NEAR SIDE OF THE SIGN ON THE SIGN'S LONGITUDINAL CENTERLINE (SEE PLAN VIEW).
- ALL SIGNS SHALL BE ORIENTED SUCH THAT THE LONGITUDINAL CENTERLINE OF THE SIGN IS PERPENDICULAR TO THE RESPECTIVE TAXIWAY/RUNWAY CENTERLINE, UNLESS NOTED OTHERWISE.
- ALL MANDATORY SIGNS SHALL BE LOCATED 25' OFF THE EDGE OF FULL STRENGTH PAVEMENT OR AS SHOWN ON THE PLAN, AND ALIGNED WITH THE FRONT EDGE OF THE FRONT STRIPE OF THE HOLD POSITION MARKING AS SHOWN ON THE PLANS.
- ALL TAXIWAY GUIDANCE SIGNS SHALL BE LOCATED 25' OFF THE EDGE OF FULL STRENGTH RUNWAY AND TAXIWAY PAVEMENT OR AS SHOWN ON THE PLANS, ALIGNED WITH THE POINT OF TANGENCY (PT), POINT OF CURVATURE (PC) OR AS SHOWN ON THE PLANS.
- ALL AREAS FOR THE LEG FLANGE PLATES SHALL BE IN THE SAME PLANE. THE ANCHOR BOLTS SHALL BE A-36 STEEL, HOT DIP GALVANIZED WHEN CAST INTEGRALLY WITH THE CONCRETE PAD OR STAINLESS STEEL EXPANSION ANCHORS.
- THE BONDING CONDUCTOR AND SIGN TETHER SHALL NOT BE ATTACHED AT THE SAME ANCHOR BOLT. AN APPROVED MECHANICAL OR COMPRESSION LUG SHALL BE USED TO CONNECT THE BONDING CONDUCTOR TO THE SIGN FLANGE AND SIGN.
- RUNWAY HOLD POSITION SIGNS SHALL BE IN LINE WITH FRONT EDGE OF RUNWAY HOLD POSITION MARKINGS.

PLOT DATE: 3/27/2020 4:38 PM  
FILE NAME: s:\0-TCL1\0006795 runway 4-22 rehab design\DWG\E-50X Electrical Details.dwg

REV. NO.	DATE	ISSUED FOR	DESC. OF REVISIONS
1	10/19/2019	30% DESIGN REVIEW MEETING	
2	12/17/2019	60% DESIGN REVIEW MEETING	
3	12/27/2020	85% DESIGN REVIEW MEETING	
4	3/29/2020	ISSUED FOR BID	

ISSUED FOR BID  
NOT FOR CONSTRUCTION

**City of TUSCALOOSA**  
INFRASTRUCTURE & PUBLIC SERVICES

**TUSCALOOSA NATIONAL AIRPORT**  
PROJECT: **RECONSTRUCT RUNWAY 4-22**  
SHEET TITLE: **ELECTRICAL DETAILS - SHEET 2**

CLIENT: **SNC-LAVALIN**  
LOCAL OFFICE: 404 BNA DRIVE, STE 600, NASHVILLE, TN 37217  
CORPORATE OFFICE: 4030 W. BOY SCOUT BLVD., TAMPA, FL 33607  
FIRM CERTIFICATE OF AUTHORIZATION NO 24  
WWW.ATKINSGLOBAL.COM

JOB NO.: 100066795  
DESIGNED: CDD CHECKED: DWS  
DRAWN: JSH APPROVED: CDD  
SHEET NO. **E-502**



Inches  
0  
1/2  
1  
4

SIGN NO.	LEGEND-SIDE 1				LEGEND-SIDE 2				SIZE	STYLE	MODULES	CLASS
	1	2	3	4	1	2	3	4				
080	A5	4			BLANK	BLANK			2	2	2	2
081	L	R			BLANK	BLANK			2	2	2	2
	Y	Y										

NEW LEGEND  
PANELS SUPPLIED  
AND INSTALLED  
BY CONTRACTOR

SALVAGED  
BLANK PANELS

**LEGEND:**

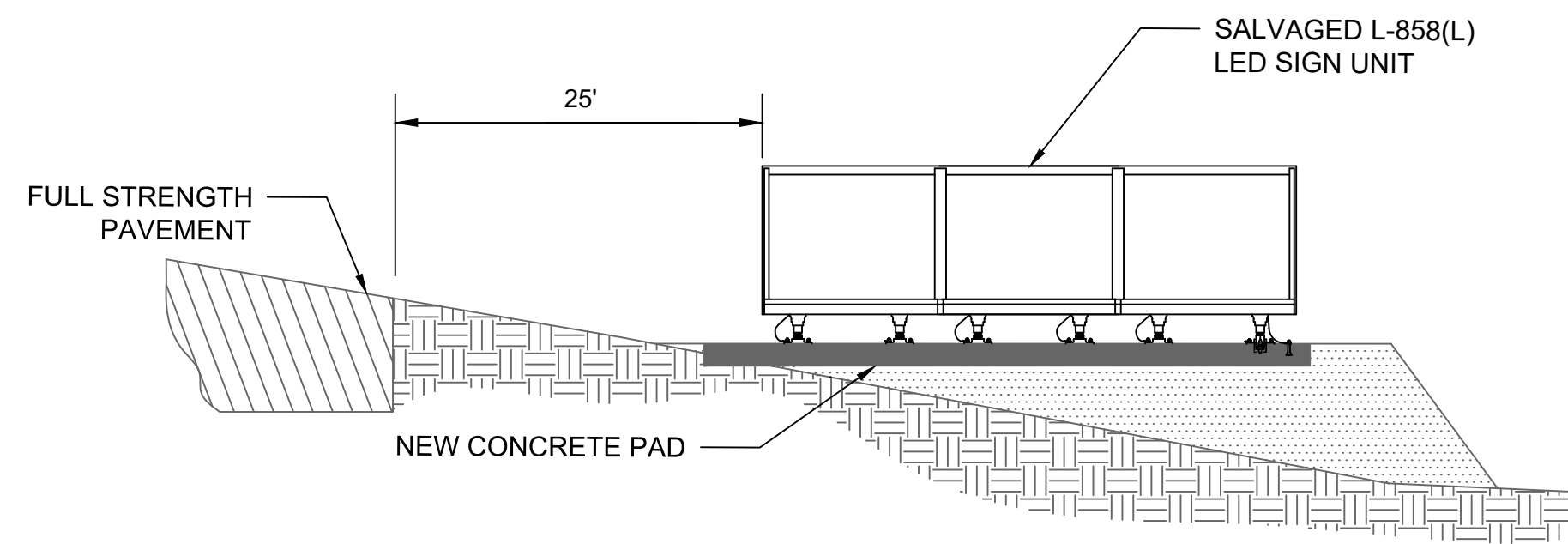
SIDE 2

→ END TOWARD T/W OR R/W

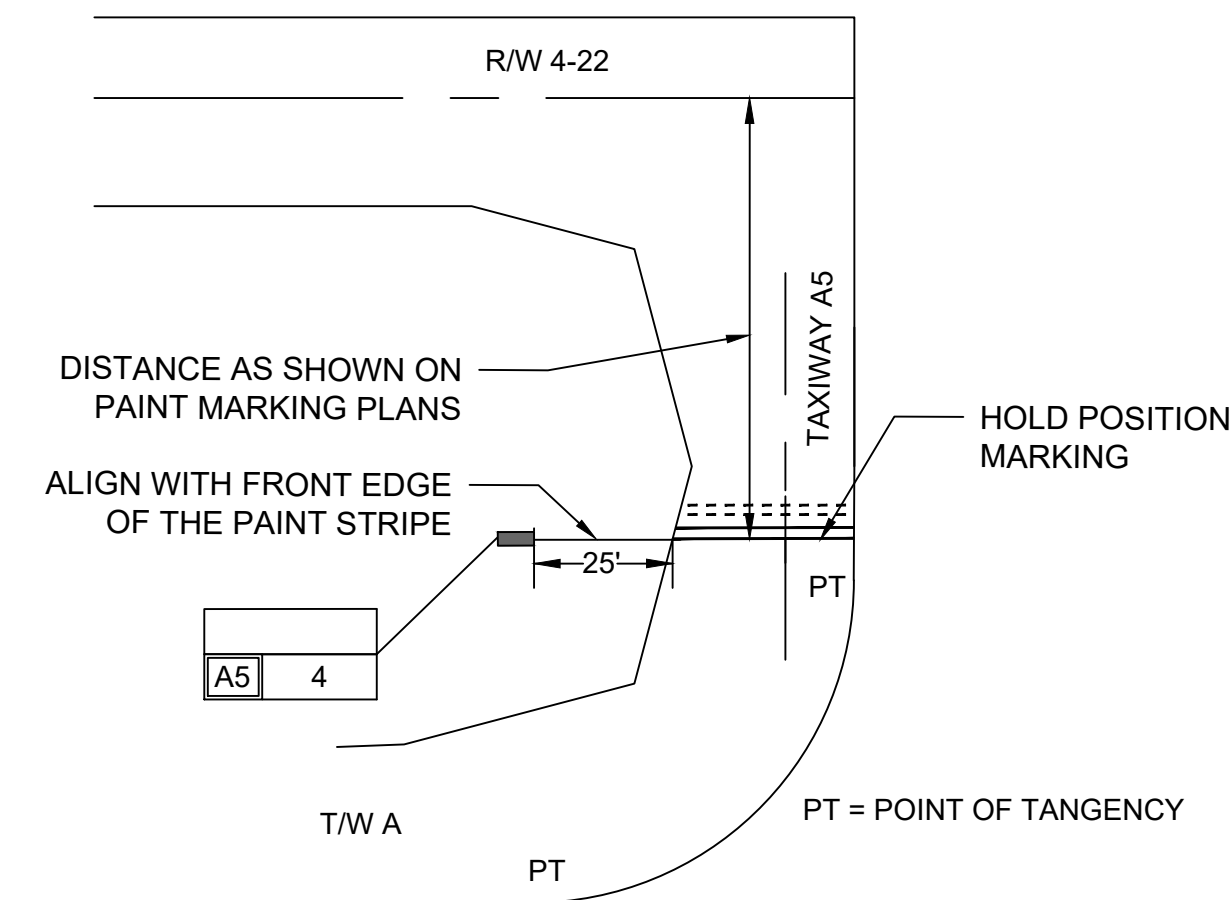
SIDE 1

TYPE DESIGNATIONS
L = L-858L LOCATION SIGN
Y = L-858Y DIRECTION OR BOUNDARY SIGN
R = L-858R MANDATORY INSTRUCTION SIGN
BLANK = SIGN PANEL WITHOUT INSCRIPTION; BLANK PANEL

**1 NEW SIGN SCHEDULE**  
E-503 SCALE: N.T.S.




**3 GRADING AND FILL DETAIL**  
E-503 SCALE: N.T.S.



**2 TYPICAL RUNWAY MANDATORY AND GUIDANCE SIGN LAYOUT**  
E-503 SCALE: N.T.S.

ISSUE NO.	DATE	ISSUED FOR	REV. APPR. BY	DATE	DESC. OF REVISIONS
4	3/28/2020	ISSUED FOR BID			
3	2/27/2020	85% DESIGN REVIEW MEETING			
2	12/17/2019	60% DESIGN REVIEW MEETING			
1	10/19/2019	30% DESIGN REVIEW MEETING			



ISSUED FOR BID  
NOT FOR CONSTRUCTION



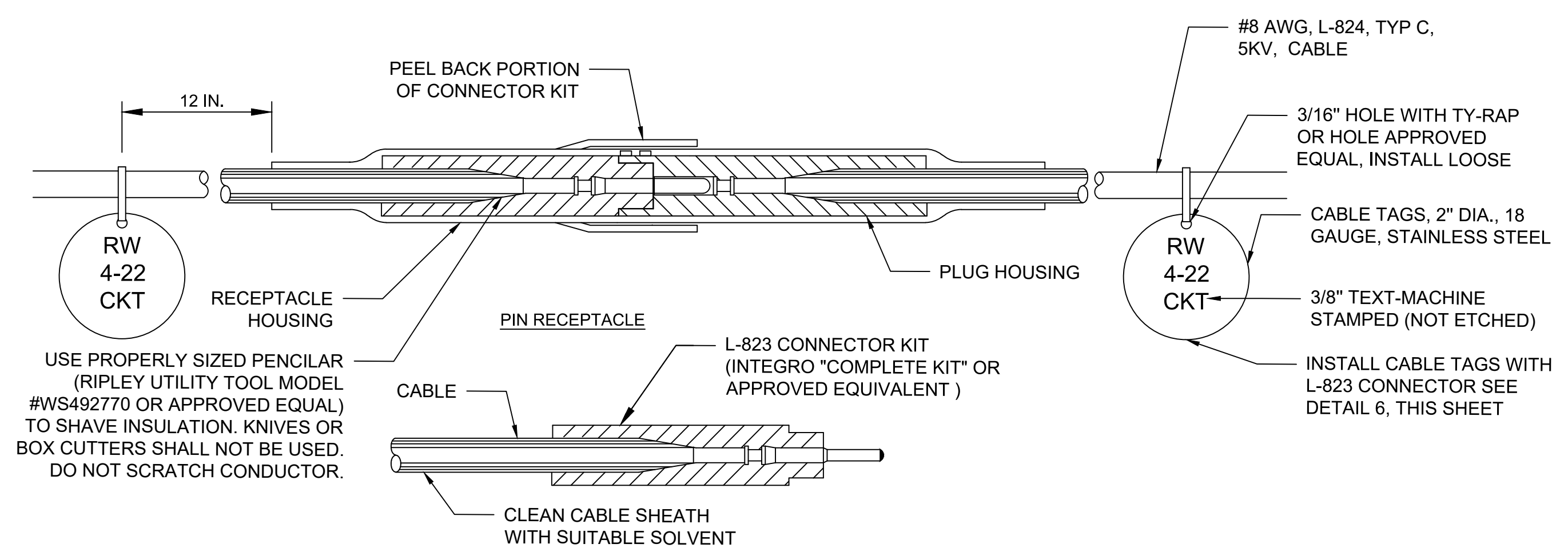
CLIENT: **TUSCALOOSA NATIONAL AIRPORT**  
PROJECT: **RECONSTRUCT RUNWAY 4-22**  
SHEET TITLE: **ELECTRICAL DETAILS - SHEET 3**

**SNC-LAVALIN** **ATKINS**  
CORPORATE OFFICE: 4030 W. BOY SCOUT BLVD. TAMPA, FL 33607  
FIRM CERTIFICATE OF AUTHORIZATION NO 24  
WWW.ATKINSGLOBAL.COM  
LOCAL OFFICE: 401 BNA DRIVE, STE 600 NASHVILLE, TN 37217  
TEL: 615.399.0208 FAX: 615.399.0283

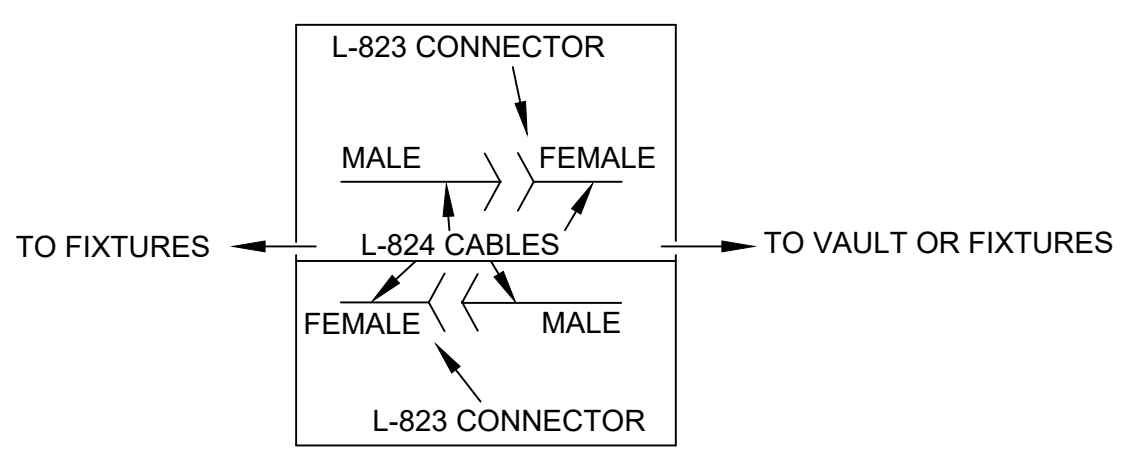
JOB NO.: 100066795  
DESIGNED: CDD CHECKED: DWS  
DRAWN: JSH APPROVED: CDD  
SHEET NO. **E-503** REV.



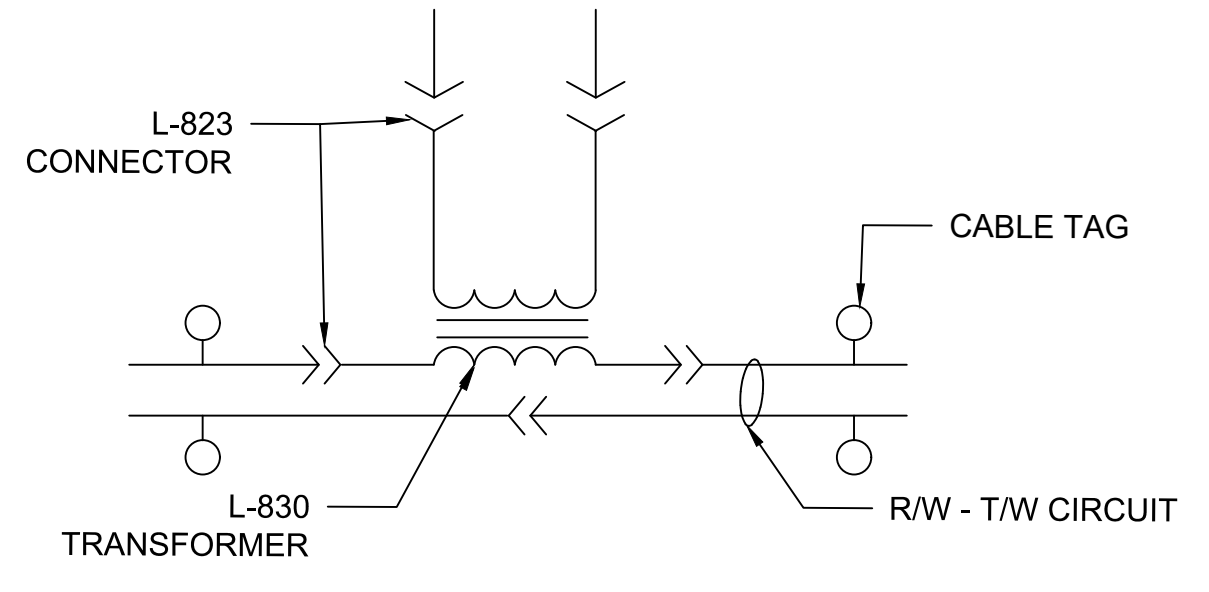
12 IN.  
1  
1/2  
0



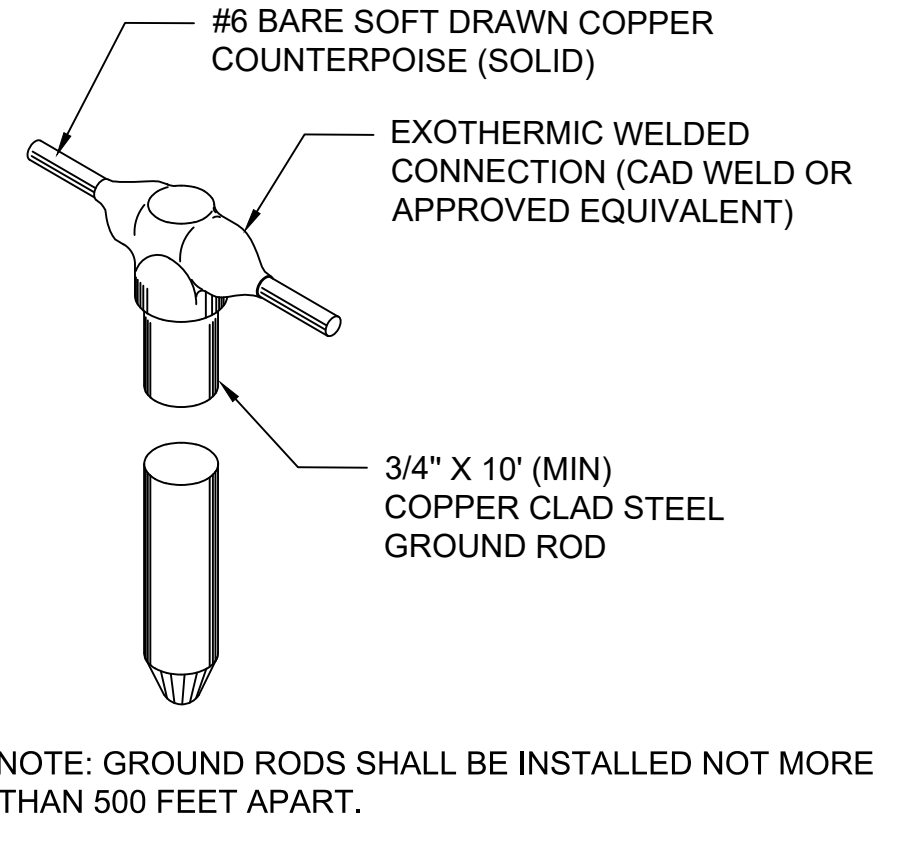
**1 TYPICAL L-824 CABLE SPLICE AND CONNECTOR DETAIL**  
E-504 SCALE: N.T.S.



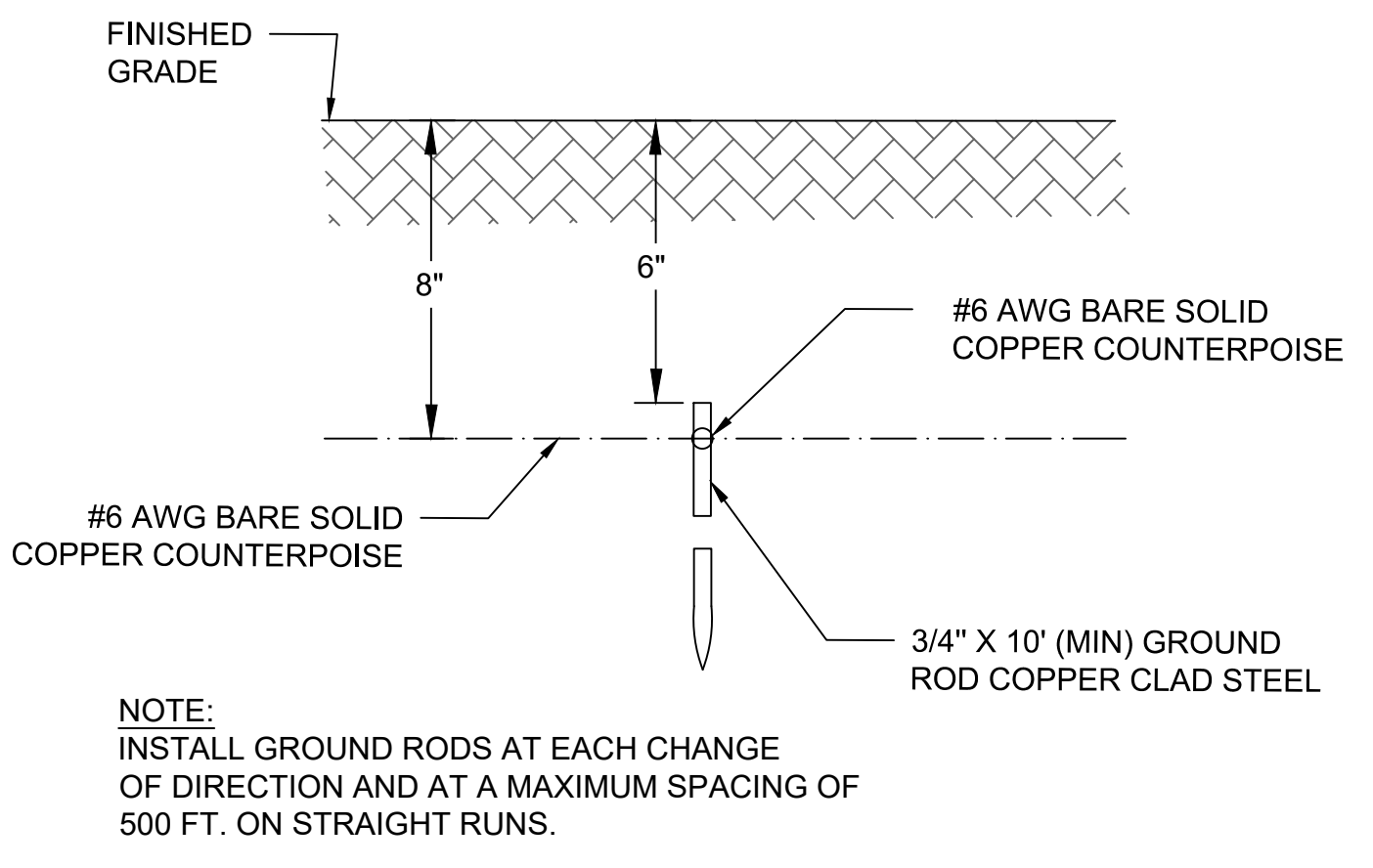
**3 TYPICAL L-823 CONNECTOR SCHEMATIC**  
E-504 SCALE: N.T.S.



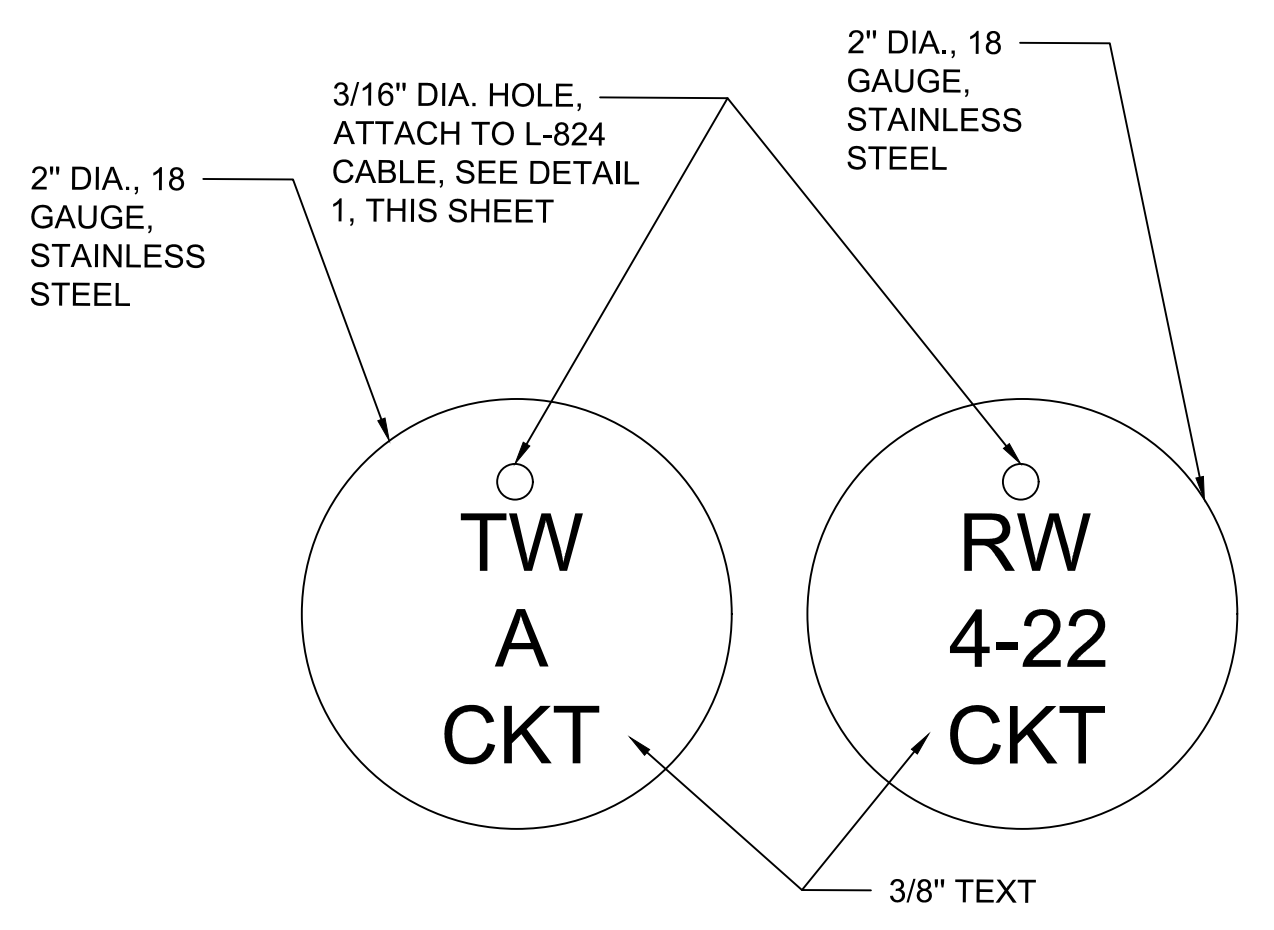
**4 LIGHTING CONNECTION SCHEMATIC**  
E-504 SCALE: N.T.S.



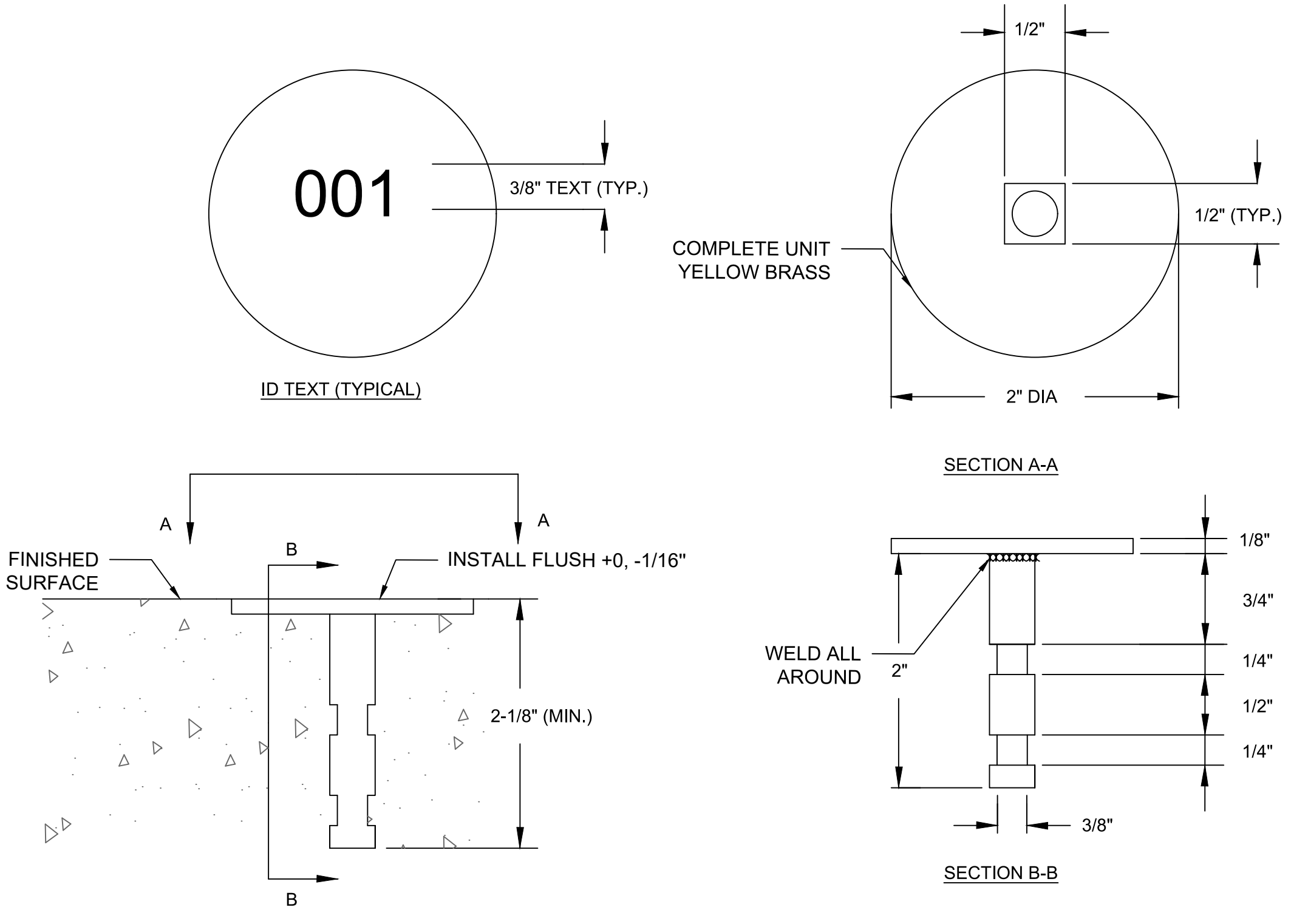
**2 COUNTERPOISE TEE CONNECTION**  
E-504 SCALE: N.T.S.



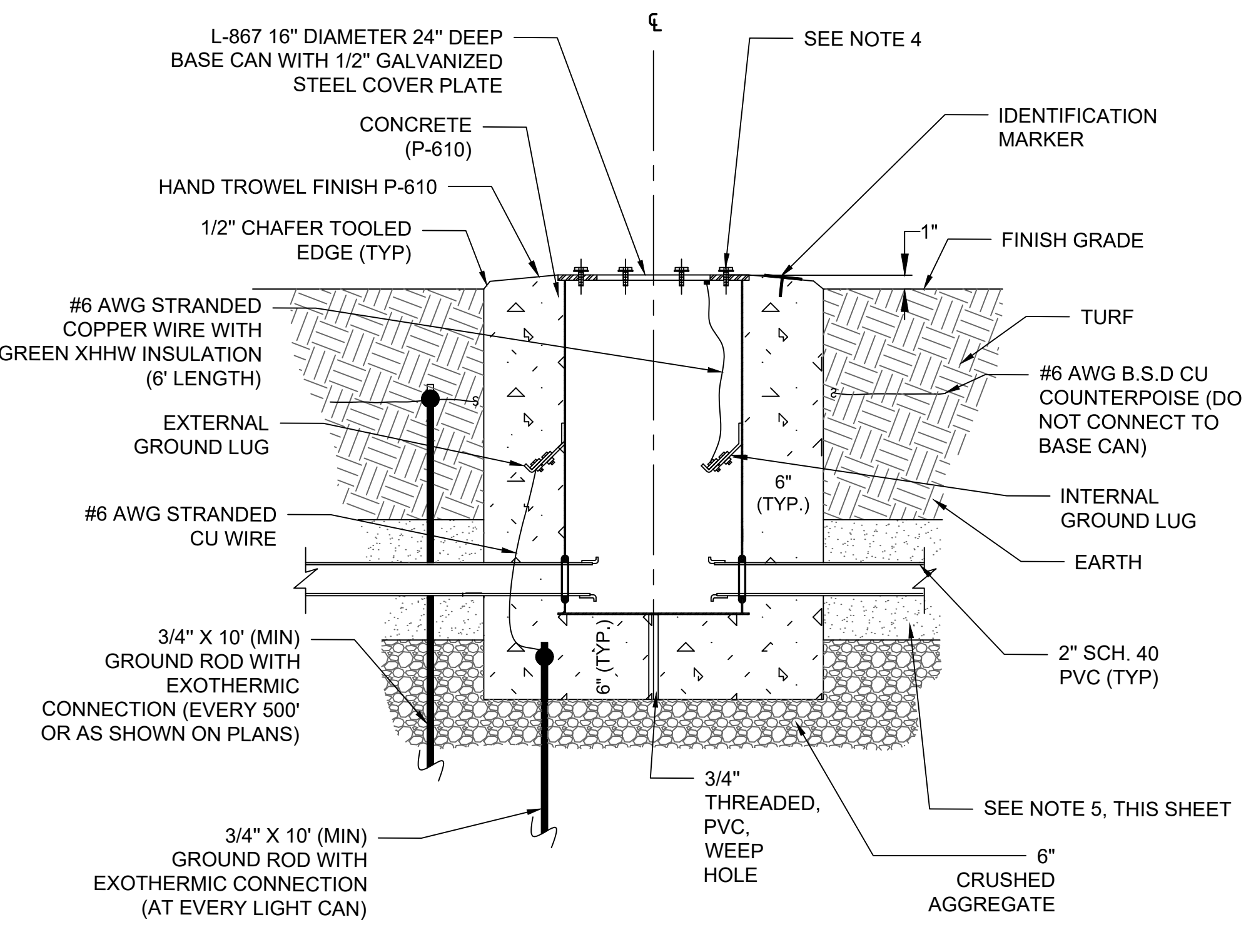
**5 GROUND ROD DETAIL**  
E-504 SCALE: N.T.S.



**6 TYPICAL L-824 CABLE ID TAG**  
E-504 SCALE: N.T.S.



**7 LIGHTING AND SIGN IDENTIFICATION MARKER**  
E-504 SCALE: N.T.S.



**8 L-867D JUNCTION CAN INSTALLED IN TURF**  
E-504 SCALE: N.T.S.

**PLUG CONNECTOR NOTES:**

1. CONTRACTOR SHALL PROVIDE CABLE CIRCUIT IDENTIFICATION MARKERS ATTACHED TO BOTH SIDES OF EACH CABLE CONNECTION.
2. CABLE IDENTIFICATION MARKERS SHALL BE CABLE TAGS WITH TY-RAP TIES, MANUFACTURED BY THOMAS & BETTS, OR APPROVED EQUIVALENT.
3. L-823 CONNECTORS SHALL BE INTEGRO "COMPLETE KIT" OR APPROVED EQUIVALENT.
4. THE CABLE SHALL THOROUGHLY BE CLEANED PRIOR TO THE INSTALLATION OF THE L-823 CONNECTOR KIT.
5. INSTALLATION OF THE PIN/RECEPTACLE SHALL BE COMPLETED WITH "CRIMPING" TOOL SUPPLIED OR RECOMMENDED BY THE MANUFACTURER AND DESIGNED FOR THIS SPECIFIC PURPOSE. CRIMPING TOOLS SHALL BE TURNED OVER TO THE AIRPORT UPON COMPLETION OF THE PROJECT.
6. ATTACH EACH CABLE TIE ENOUGH TO HOLD IN PLACE WITHOUT COMPRESSING HOUSING. TRIM OFF EXCESS CABLE TIE.

**JUNCTION CAN NOTES:**

1. ALL BASE CAN INSTALLATION TECHNIQUES, METHODS, MATERIALS, ETC., SHALL BE SUBMITTED TO THE RESIDENT ENGINEER FOR REVIEW AND APPROVAL PRIOR TO THE START OF WORK.
2. EACH GROUND ROD SHALL MEASURE 25 OHMS OR LESS, PRIOR TO CONNECTION TO THE GROUND SYSTEM. ADDITIONAL GROUND ROD SECTIONS SHALL BE ADDED AS NECESSARY TO OBTAIN THE 25 OHM VALUE AT NO ADDITIONAL COST TO THE OWNER/AIRPORT.
3. ANY FINISHED PAVEMENT SURFACE SHALL BE PROTECTED FROM FOREIGN SUBSTANCES WHICH COULD CAUSE STAINING, IE. CONCRETE, OIL, ETC. THE CONTRACTOR SHALL IMMEDIATELY CLEAN ALL SPILLS AND CORRECT/CLEAN ANY STAINED SURFACES AT THE CONTRACTOR'S EXPENSE.
4. THE BASE CAN COVER MOUNTING BOLTS SHALL EXTEND THROUGH THE BASE CAN MOUNTING FLANGE INTO THE BASE CAN A MIN. OF 0.5". THE BOLTS SHALL HAVE ENOUGH THREAD LENGTH SO THEY DO NOT SHOULDER OUT BEFORE THE COVER IS SECURELY TIGHTENED. ANTI-SEIZE SHALL BE USED ON ALL BOLTS (NOALOX OR APPROVED EQUAL).
5. USE SAND TO BACKFILL THIS AREA. REMOVED EARTH MAY BE USED PROVIDED NO ROCK OR STONE LARGER THAN 1/4" IS PRESENT. BACKFILL SHALL COMPLY WITH CIVIL SPECIFICATIONS.
6. P-610 CONCRETE AROUND BASE CANS AND DUCT/CONDUIT SHALL BE COMPLETELY CONSOLIDATED BY MECHANICAL MEANS AND SHALL BE FREE OF ANY VOIDS.
7. IMMEDIATELY AFTER THE HOLES ARE AUGERED, THE BASE CANS SHALL BE INSTALLED AND THE P-610 PLACED SO AS TO PREVENT WATER FROM ENTERING THE HOLE.
8. ALL L-824 CABLES SHALL BE IDENTIFIED WITH AN 18 GAUGE STAINLESS STEEL TAG WITH ITS RESPECTIVE CIRCUIT/LOOP NUMBER AT ALL ACCESSIBLE LOCATIONS. ATTACH ID TAG 12" FROM THE L-823 CONNECTORS OR MID LOOP, IF NO CONNECTORS ARE REQUIRED. THE CONDUCTORS SHALL BE IDENTIFIED ON EACH SIDE OF THE CONNECTORS OR LOOP.
9. L-823 CONNECTORS SHALL BE INSTALLED ON ALL CABLES, IN EACH HANDHOLE, BASE CAN, OR OTHER ACCESSIBLE LOCATIONS.

PLOT DATE: 3/27/2020 4:38 PM  
FILE NAME: s:\0-TCL\10006795 runway 4-22 rehab design\DWG\E-504 Electrical Details.dwg

ISSUED FOR	DATE	REV. APPR. NO.	DESC. OF REVISIONS
ISSUED FOR BID			
95% DESIGN REVIEW MEETING			
60% DESIGN REVIEW MEETING			
30% DESIGN REVIEW MEETING			

ISSUED FOR BID  
NOT FOR CONSTRUCTION

City of  
**TUSCALOOSA**  
INFRASTRUCTURE & PUBLIC SERVICES

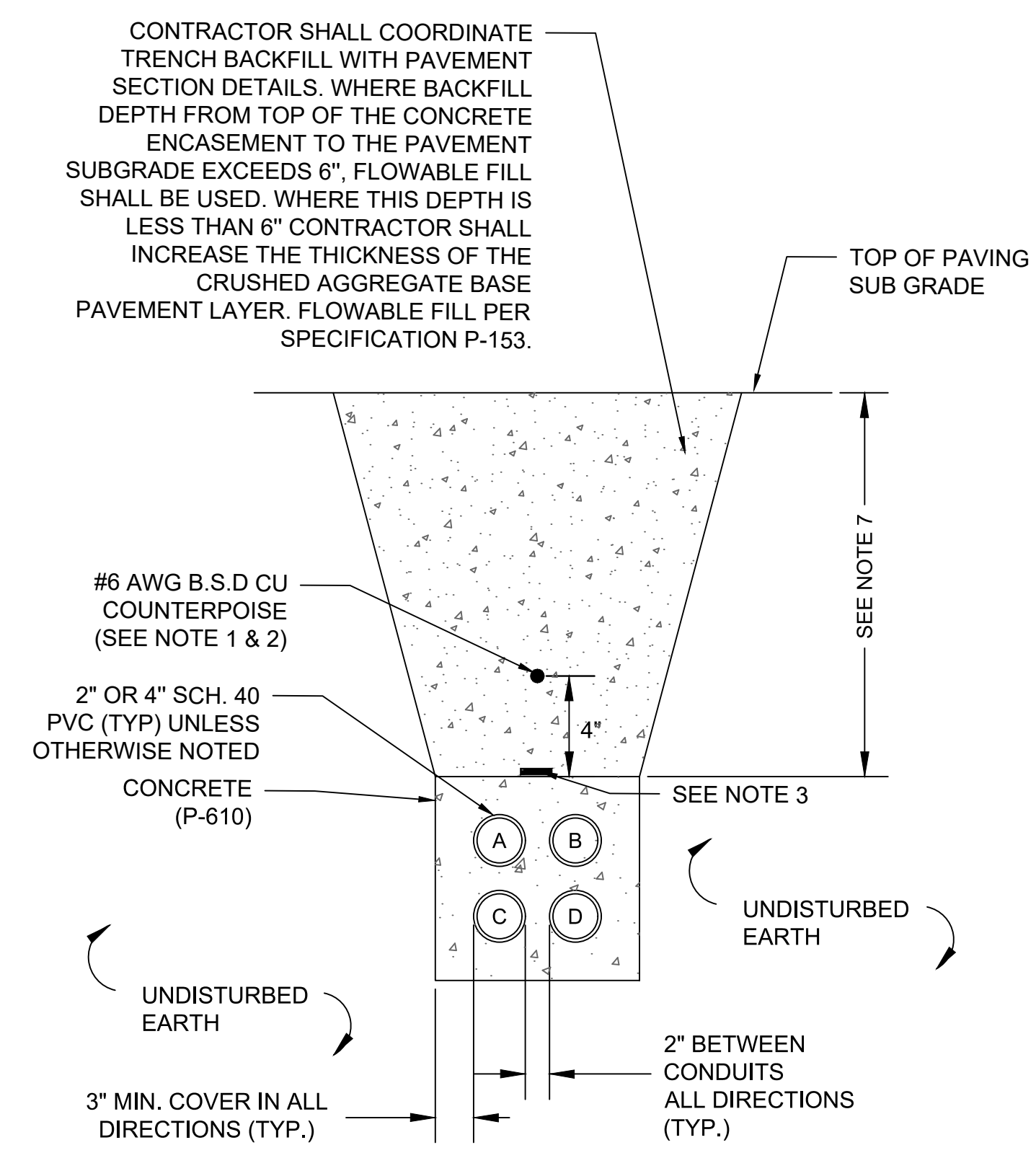
**TUSCALOOSA NATIONAL AIRPORT**  
PROJECT: **RECONSTRUCT RUNWAY 4-22**  
SHEET TITLE: **ELECTRICAL DETAILS - SHEET 4**

CLIENT: **SNC-LAVALIN** **ATKINS**  
CORPORATE OFFICE: 4030 W. BOY SCOUT BLVD. TAMPA, FL 33607  
LOCAL OFFICE: 401 BNA DRIVE, STE 600 NASHVILLE, TN 37217  
FIRM CERTIFICATE OF AUTHORIZATION NO 24  
WWW.ATKINSGLOBAL.COM

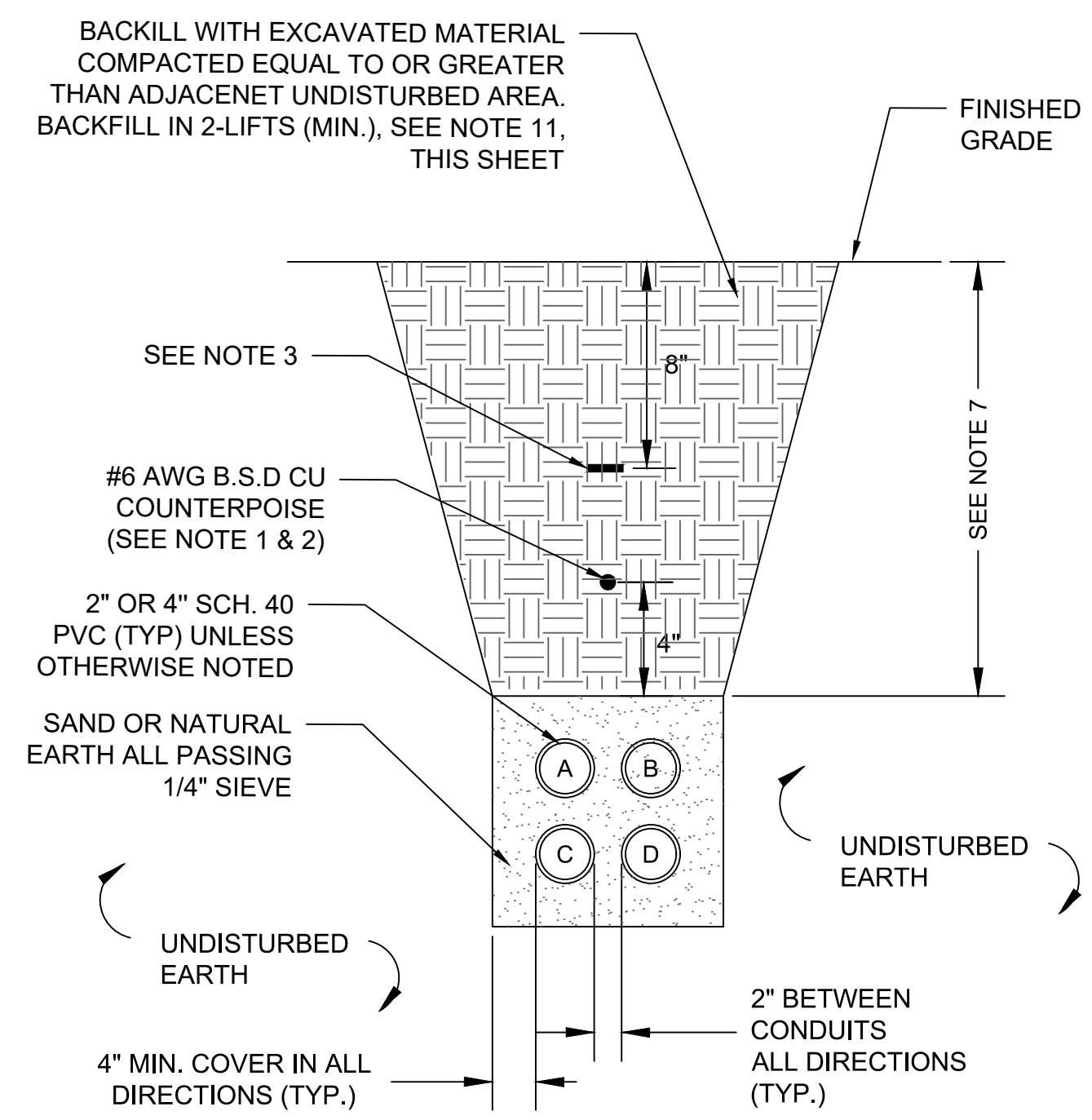
JOB NO.: 10006795  
DESIGNED: CDD CHECKED: DWS  
DRAWN: JSH APPROVED: CDD  
SHEET NO. **E-504**



Inches  
0 1/2 1

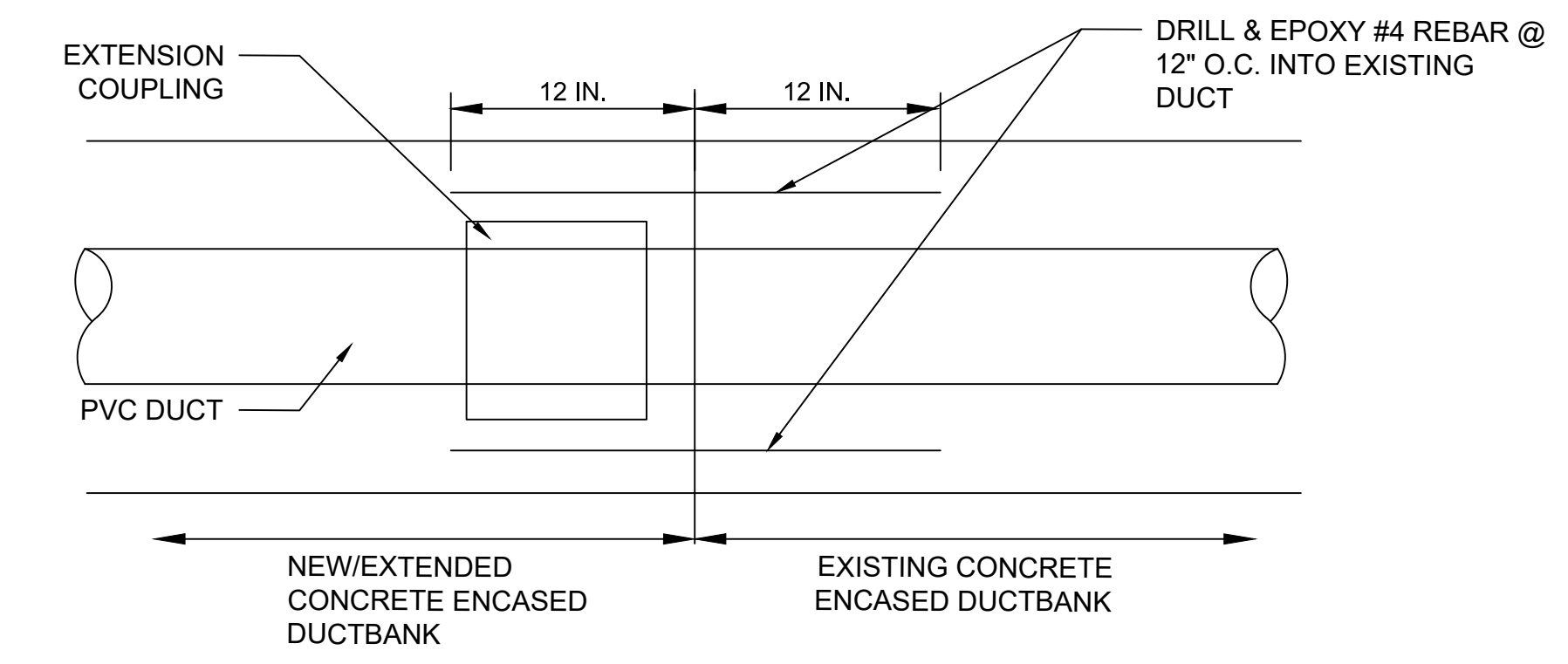


**1 4 WAY CONCRETE ENCASED DUCT BANK BENEATH PAVED AREAS**  
E-505 SCALE: N.T.S.

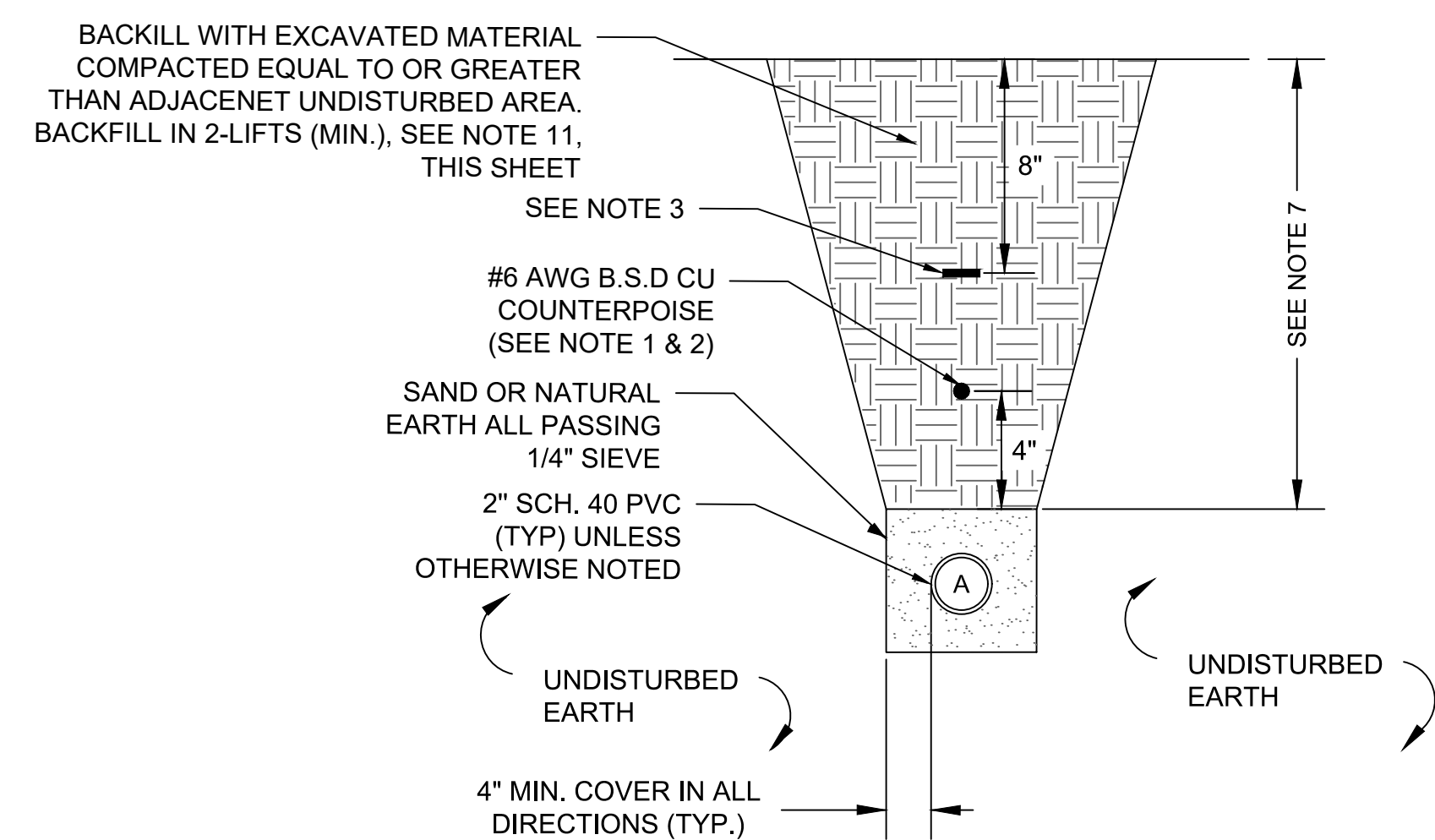


**2 4 WAY DUCT BANK (UNPAVED AREAS)**  
E-505 SCALE: N.T.S.

- DUCT BANK NOTES:**
1. THE #6 AWG BSD COPPER COUNTERPOISE SHALL BE CENTERED ON THE DUCT BANK.
  2. THE MINIMUM DISTANCE BETWEEN TOP OF CONDUIT IN DUCT BANK AND COUNTERPOISE SHALL BE 4" UNDER PAVEMENT AND 9" DIRECT EARTH BURIED.
  3. A PLASTIC, DETECTABLE NON-MAGNETIC FOUR INCH (4") WIDE TAPE SHALL BE INSTALLED EIGHT INCHES (8") BELOW GRADE ABOVE ALL PORTIONS OF EXISTING UNDERGROUND UTILITIES EXPOSED FOR ANY REASONS. THE DETECTABLE TAPE SHALL BE OMITTED WHERE THE UNDERGROUND UTILITY IS UNDER AIRFIELD PAVEMENT TAPE SHALL BE RED FOR ELECTRICAL AND ORANGE FOR COMMUNICATION WARNING.
  4. DUCT BANKS SHALL DRAIN TOWARD THE ELECTRICAL STRUCTURES WITH THE CROWN OF THE DUCT BANK MIDWAY BETWEEN MANHOLES. THE DUCT SLOPE SHALL BE 3" PER 100' (0.25%).
  5. ALL CONDUITS, DUCT AND DUCT BANKS UNDER PAVEMENT SHALL BE ENCASED IN P-610 CONCRETE WITH NOT LESS THAN 3" OF COVER AT TOP, BOTTOM AND SIDES.
  6. TRENCHED AREAS SHALL BE BACKFILLED AND COMPACTED AS SHOWN. NO SEPARATE PAYMENT SHALL BE MADE FOR RESTORING GRADE.
  7. THE CABLE ELEVATION SHALL BE SUCH THAT THE TOP OF THE DUCT ENCASEMENT IS 25" MINIMUM BELOW FINISHED GRADE IN UNPAVED AREAS AND 6" MINIMUM BELOW TOP OF SUBGRADE IN PAVED AREAS.
  8. GROUND RODS SHALL BE INSTALLED AT NO MORE THAN 500' AND SHALL BE 3/4"x10'. GROUND RODS SHALL BE MEGGERED TO OBTAIN A NOT-TO-EXCEED 25 OHMS PRIOR TO CONNECTION WITH COUNTERPOISE WIRE AND 5 OHMS AFTER CONNECTION TO THE COUNTERPOISE. ADDITIONAL SECTIONS SHALL BE ADDED TO THE GROUND ROD TO ACHIEVE THE 25 OHM REQUIREMENTS AT NO ADDITIONAL COST TO THE OWNER.
  9. ALL L-824C, 5KV CABLE USED IN AIRFIELD LIGHTING CIRCUITS SHALL BE #8 IN SIZE UNLESS OTHERWISE NOTED. ALL COUNTERPOISE WIRE SHALL BE #6 IN SIZE, BARE COPPER, SOLID, UNLESS OTHERWISE NOTED.
  10. ALL NEW AND ELECTRICAL STRUCTURES SHALL HAVE GROUND RODS IN ADDITION TO THE REQUIREMENTS OF PLACING GROUND RODS ALONG CIRCUITS NO GREATER THAN 500' APART. THE GROUND RODS SHALL BE A MINIMUM OF 10' LONG AND 3/4" DIAMETER.
  11. BACKFILL IN UNPAVED AREAS SHALL BE NATIVE MATERIAL COMPACTED PER P-152.
  12. FOR SIZE AND NUMBER OF CONDUITS AND DUCT BANK FORMATION, SEE PLANS.
  13. APPROPRIATELY SIZED DUCT SPACERS SHALL BE USED AND SPACED PER MANUFACTURER'S REQUIREMENTS OF EVERY 10'.



**4 DUCTBANK EXTENSION/COLD JOINT SECTION DETAIL**  
E-505 SCALE: N.T.S.



**3 1 WAY CONDUIT (UNPAVED AREAS)**  
E-505 SCALE: N.T.S.

PLOT DATE: 3/27/2020 4:38 PM  
FILE NAME: s:\0-TCL1\00066795 runway 4-22 rehab design\DWG\E-50X Electrical Details.dwg

ISSUED FOR	DATE	REV. APPR. BY	DESC. OF REVISIONS
ISSUED FOR BID	3/28/2020		
95% DESIGN REVIEW MEETING	3/27/2020		
60% DESIGN REVIEW MEETING	12/17/2019		
30% DESIGN REVIEW MEETING	10/16/2019		

ISSUED FOR BID  
NOT FOR CONSTRUCTION

**TUSCALOOSA NATIONAL AIRPORT**  
RECONSTRUCT RUNWAY 4-22  
ELECTRICAL DETAILS - SHEET 5

**TUSCALOOSA NATIONAL AIRPORT**  
RECONSTRUCT RUNWAY 4-22  
ELECTRICAL DETAILS - SHEET 5

CLIENT: TUSCALOOSA NATIONAL AIRPORT  
PROJECT: RECONSTRUCT RUNWAY 4-22  
SHEET TITLE: ELECTRICAL DETAILS - SHEET 5

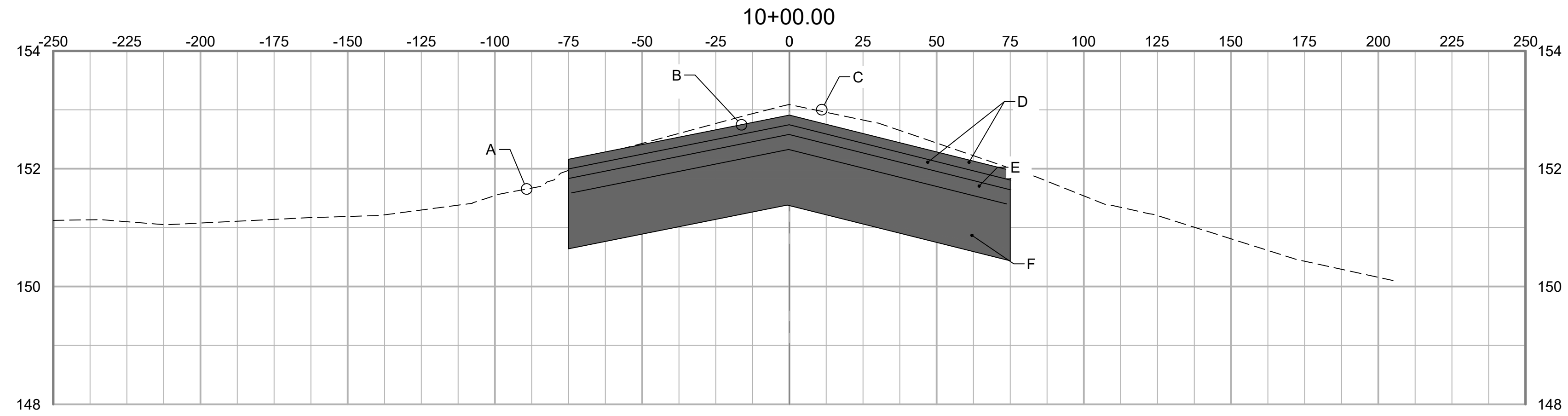
**SNC-LAVALIN** **ATKINS**  
CORPORATE OFFICE: 4030 W. BOY SCOUT BLVD. TAMPA, FL 33607  
LOCAL OFFICE: 401 BNA DRIVE, STE 600 NASHVILLE, TN 37217  
FIRM CERTIFICATE OF AUTHORIZATION NO 24  
TEL: 815.399.0208 FAX: 815.399.0283 WWW.ATKINSGLOBAL.COM

JOB NO.: 100066795  
DESIGNED: CDD CHECKED: DWS  
DRAWN: JSH APPROVED: CDD  
SHEET NO. E-505



0 1/2 1 4  
Inches

PLOT DATE: 3/27/2020 4:50 PM  
FILE NAME: S:\0-TCL\100066795-Runway 4-22 Rehab Design\DWG\C-601 Runway Cross Sections REV 1232019.dwg



GRADING SECTION KEY NOTES:

- A EXISTING TURF SHOULDER
- B SEE DETAIL 1, SHT C-501 FOR CROSS-SLOPES
- C EXISTING RUNWAY SURFACE
- D 2-2" LIFTS P-401 ASPHALT SURFACE COURSE
- E 1-3" LIFT P-401 ASPHALT BASE COURSE
- F 14" P-207 IN- PLACE FOR BASE



ISSUED FOR BID  
NOT FOR CONSTRUCTION



CLIENT:  
**TUSCALOOSA NATIONAL AIRPORT**

PROJECT:  
**RECONSTRUCT RUNWAY 4-22**

SHEET TITLE:  
**CROSS SECTIONS - SHEET 1**

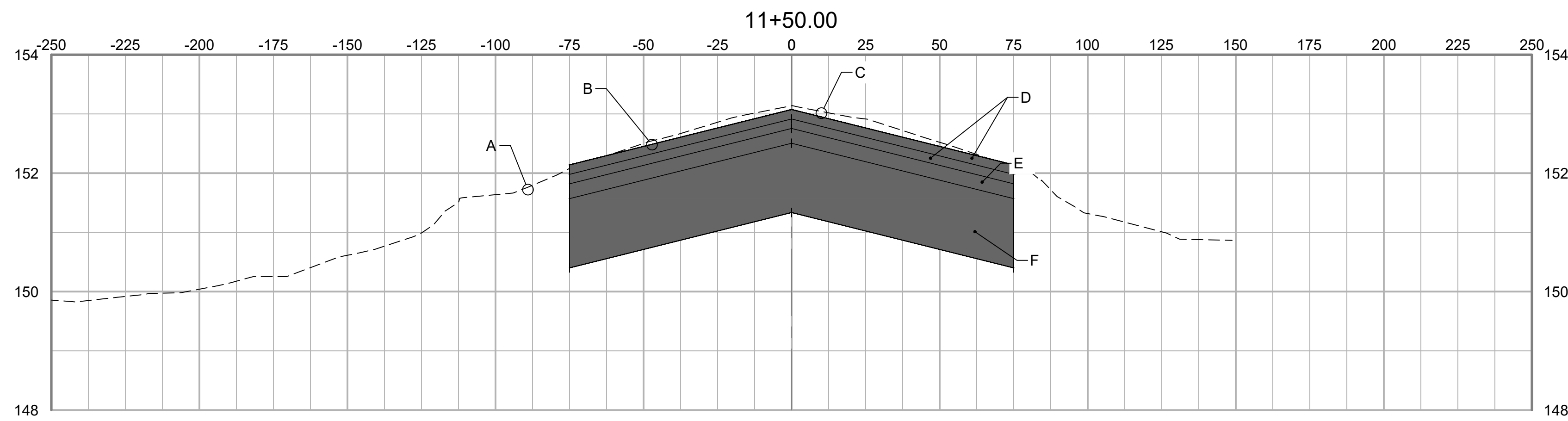
**SNC-LAVALIN** **ATKINS**  
Member of the SNC-Lavalin Group  
 CORPORATE OFFICE: 4300 W. BOY SCOUT BLVD. TAMPA, FL 33607  
 FSPR CERTIFICATE OF AUTHORIZATION NO.24  
 WWW.ATKINSGLOBAL.COM  
 LOCAL OFFICE: 404 BNA DRIVE, STE 600 NASHVILLE, TN 37217  
 TEL: 615.399.0294 FAX: 615.399.0263

JOB NO.:	100066795
DESIGNED:	CDD
CHECKED:	DWS
DRAWN:	JSH
APPROVED:	CDD
SHEET NO.:	C-601
REV.:	△

NO.	DATE	ISSUED FOR	REV. APPR.	DATE	DESC. OF REVISIONS
4	CDD 3/29/2020	ISSUED FOR BID			
3	CDD 2/27/2020	95% DESIGN REVIEW MEETING			
2	CDD 12/17/2019	60% DESIGN REVIEW MEETING			
1	CDD 10/16/2019	30% DESIGN REVIEW MEETING			

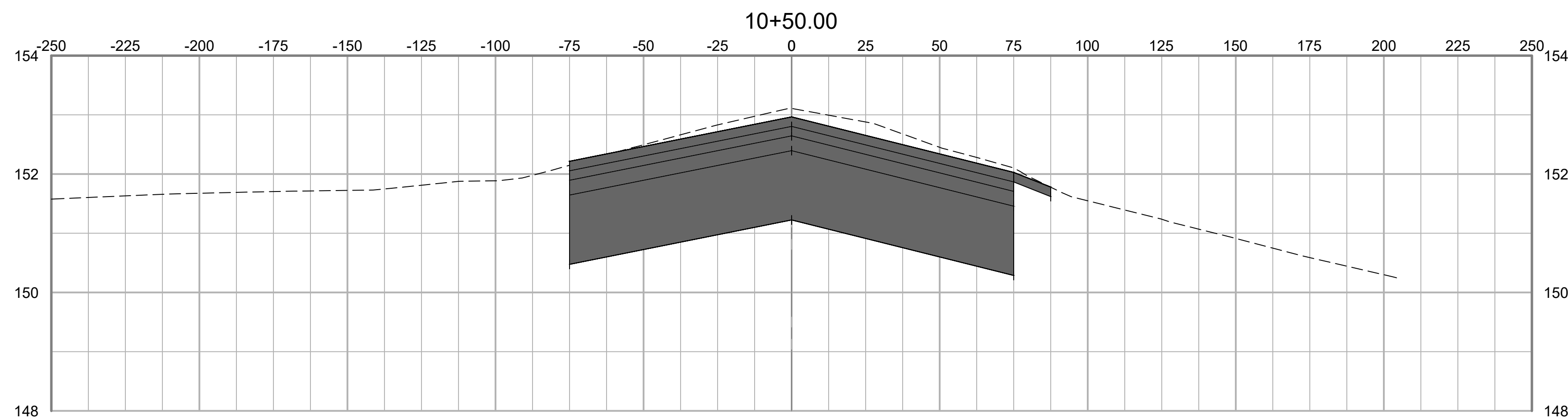
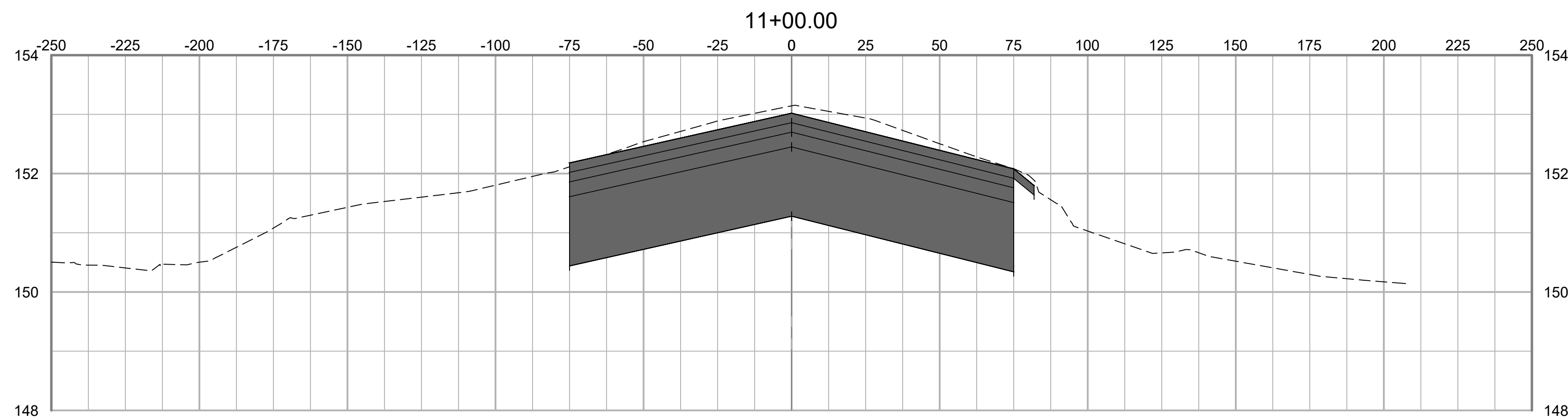


Inches  
0 1/2 1 4



**GRADING SECTION KEY NOTES:**

- A EXISTING TURF SHOULDER
- B SEE DETAIL 1, SHT C-501 FOR CROSS-SLOPES
- C EXISTING RUNWAY SURFACE
- D 2-2" LIFTS P-401 ASPHALT SURFACE COURSE
- E 1-3" LIFT P-401 ASPHALT BASE COURSE
- F 14" P-207 IN- PLACE FOR BASE



REV. NO.	DATE	DESC. OF REVISIONS
4	CDD 3/29/2020	ISSUED FOR BID
3	CDD 2/27/2020	95% DESIGN REVIEW MEETING
2	CDD 12/17/2019	60% DESIGN REVIEW MEETING
1	CDD 10/16/2019	30% DESIGN REVIEW MEETING



ISSUED FOR BID  
NOT FOR CONSTRUCTION



**CLIENT:** TUSCALOOSA NATIONAL AIRPORT  
**PROJECT:** RECONSTRUCT RUNWAY 4-22  
**SHEET TITLE:** CROSS SECTIONS - SHEET 2

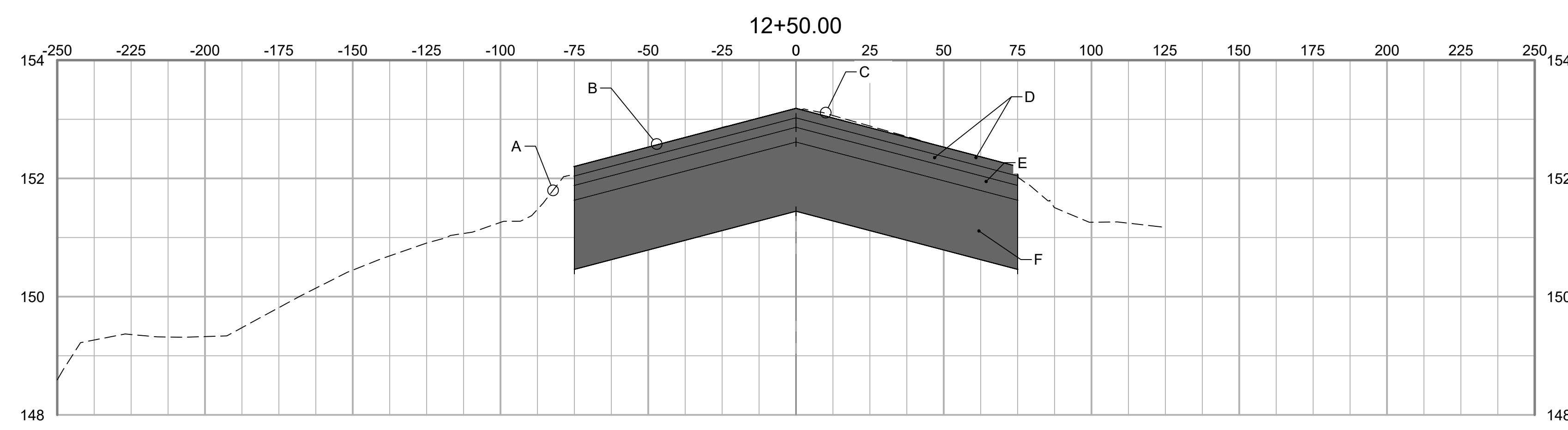


JOB NO.:	100066795
DESIGNED:	CDD
CHECKED:	DWS
DRAWN:	JSH
APPROVED:	CDD
SHEET NO.:	C-602

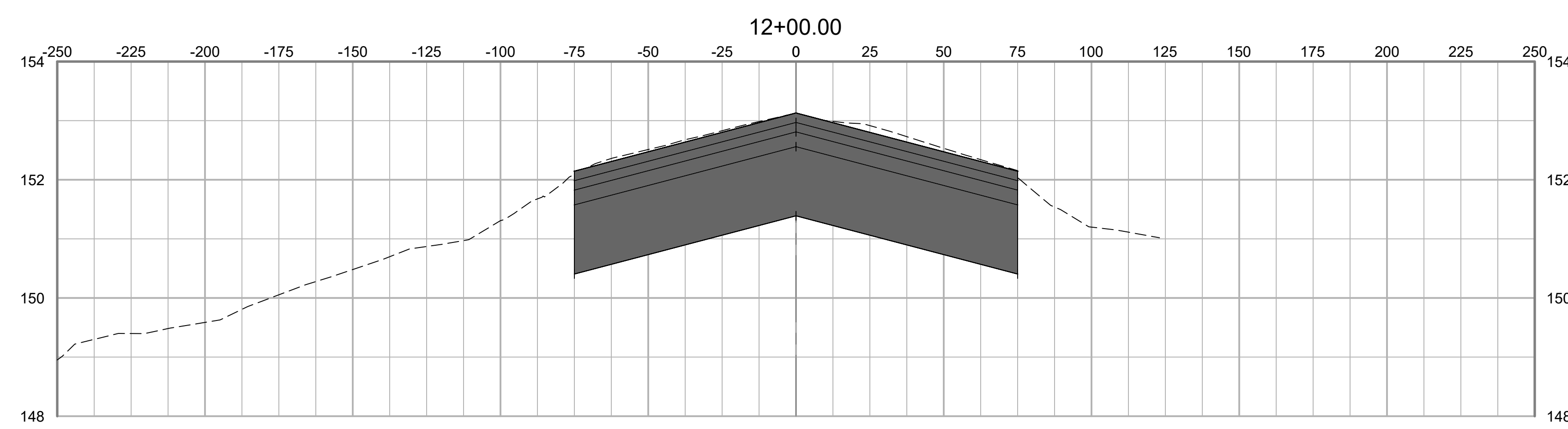
PLOT DATE: 3/27/2020 4:50 PM  
FILE NAME: S:\0-TCL\100066795 Runway 4-22 Rehab Design\DWG\C-601 Runway Cross Sections REV 11232019.dwg



Inches  
0 1/4 1 2 3 4




- GRADING SECTION KEY NOTES:
- A EXISTING TURF SHOULDER
  - B SEE DETAIL 1, SHT C-501 FOR CROSS-SLOPES
  - C EXISTING RUNWAY SURFACE
  - D 2-2" LIFTS P-401 ASPHALT SURFACE COURSE
  - E 1-3" LIFT P-401 ASPHALT BASE COURSE
  - F 14" P-207 IN- PLACE FOR BASE



PLOT DATE: 3/27/2020 4:50 PM  
FILE NAME: S:\TCL1\10006795\Runway 4-22 Rehab Design\DWG\C-601 Runway Cross Sections REV 12/20/19.dwg

NO.	DATE	ISSUED FOR	REV. BY	DATE	DESC. OF REVISIONS
4	CDD 3/29/2020	ISSUED FOR BID			
3	CDD 2/27/2020	95% DESIGN REVIEW MEETING			
2	CDD 12/17/2019	60% DESIGN REVIEW MEETING			
1	CDD 10/16/2019	30% DESIGN REVIEW MEETING			



ISSUED FOR BID  
NOT FOR CONSTRUCTION



CLIENT: **TUSCALOOSA NATIONAL AIRPORT**

PROJECT: **RECONSTRUCT RUNWAY 4-22**

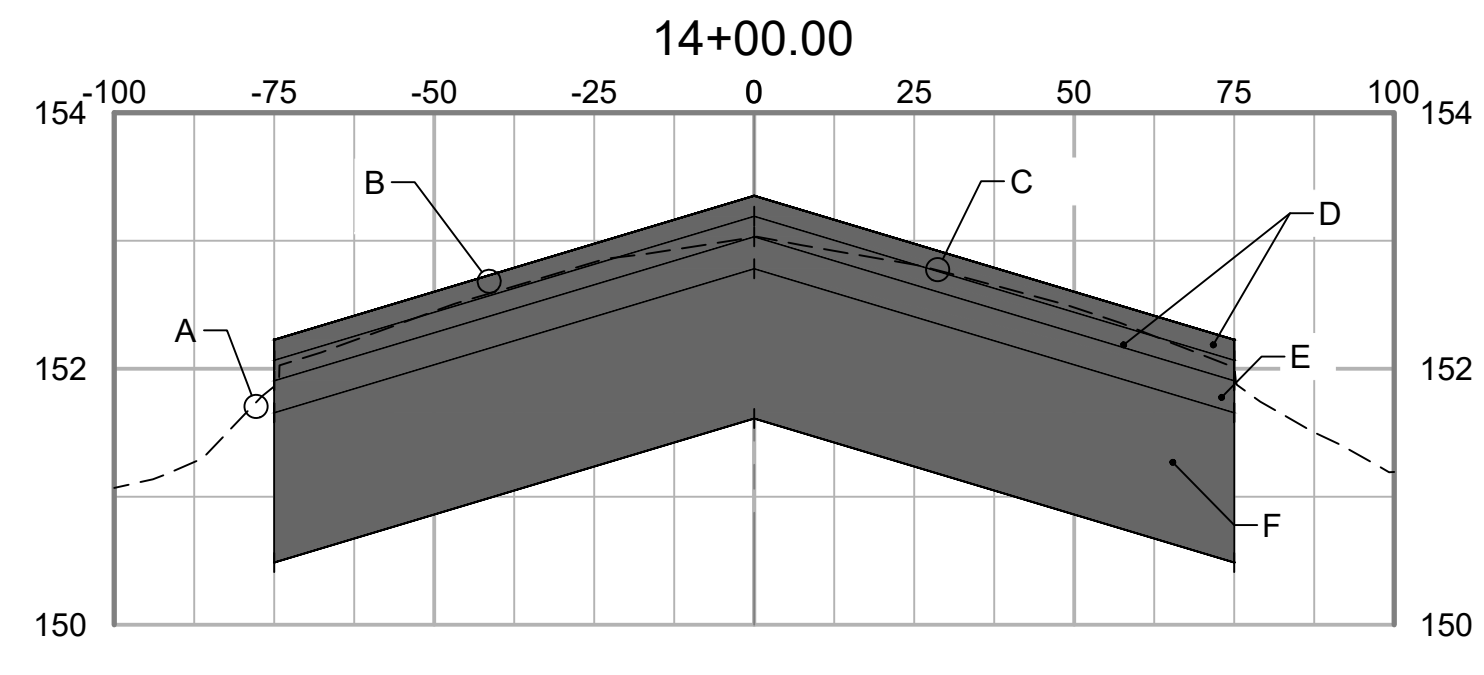
SHEET TITLE: **CROSS SECTIONS - SHEET 3**



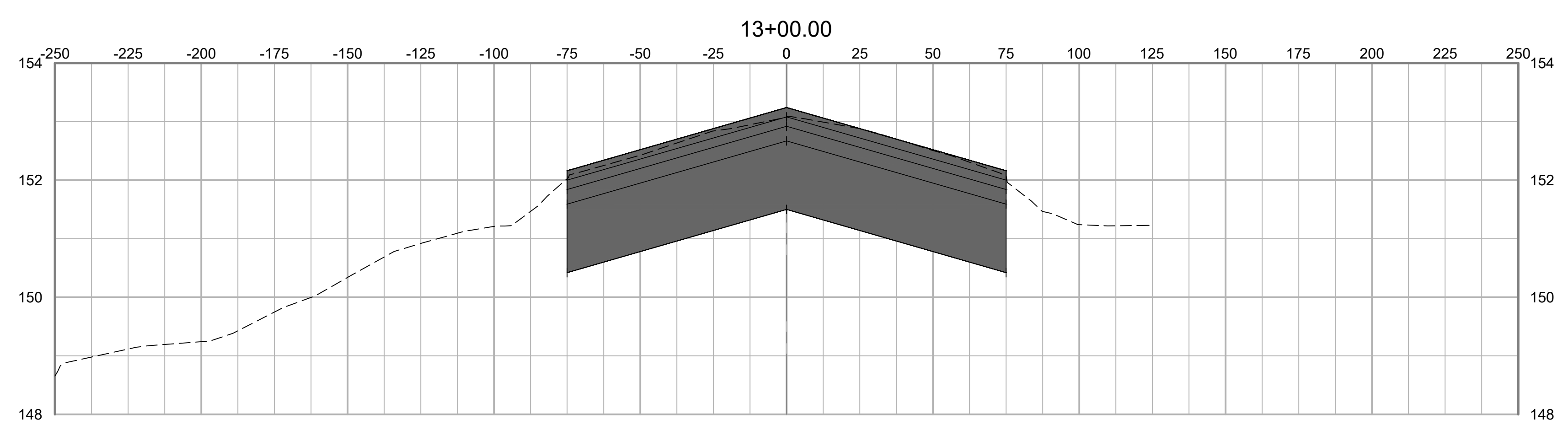
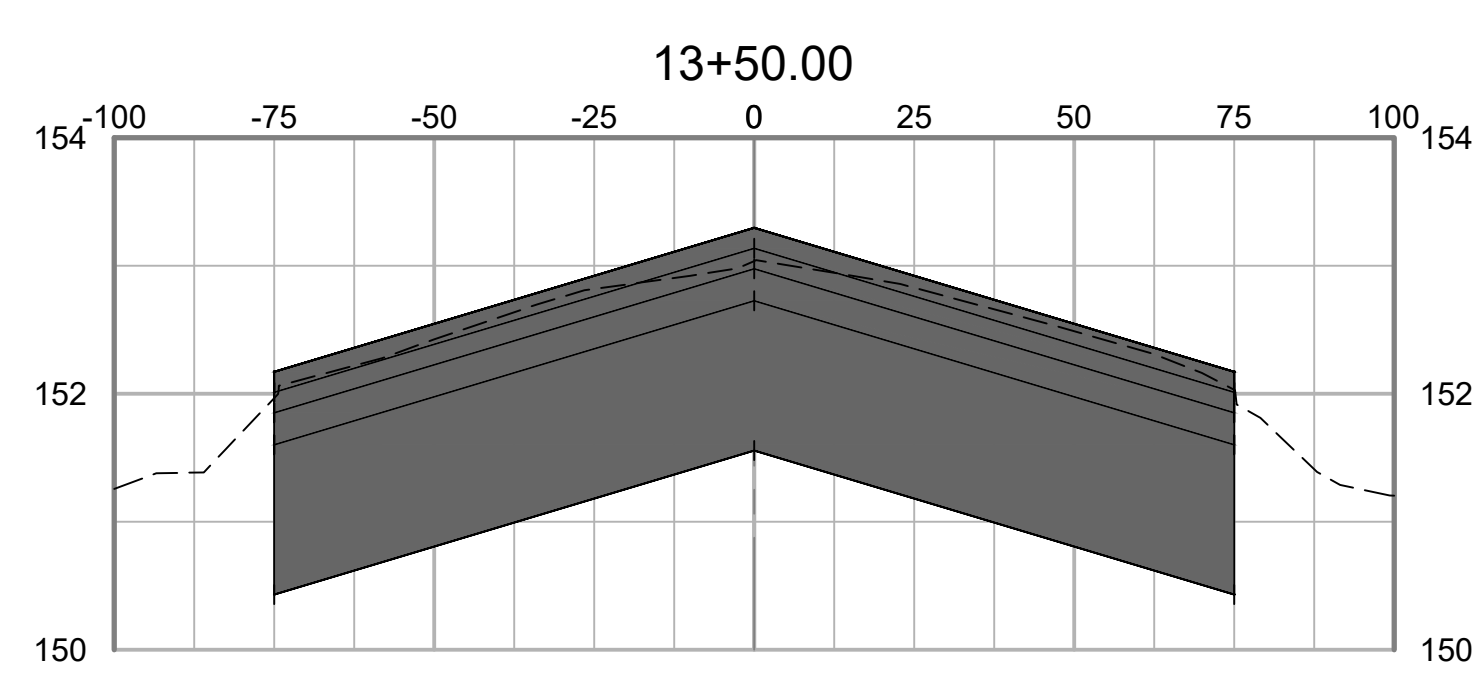
JOB NO.:	10006795
DESIGNED:	CDD
CHECKED:	DWS
DRAWN:	JSH
APPROVED:	CDD
SHEET NO.:	C-603



Inches  
0 1/2 1 4




- GRADING SECTION KEY NOTES:
- A EXISTING TURF SHOULDER
  - B SEE DETAIL 1, SHT C-501 FOR CROSS-SLOPES
  - C EXISTING RUNWAY SURFACE
  - D 2-2" LIFTS P-401 ASPHALT SURFACE COURSE
  - E 1-3" LIFT P-401 ASPHALT BASE COURSE
  - F 14" P-207 IN- PLACE FOR BASE



PLOT DATE: 3/27/2020 4:50 PM  
FILE NAME: S:\TCL\10066795 Runway 4-22 Rehab Design\DWG\C-601 Runway Cross Sections REV 12/20/19.dwg

NO.	DATE	ISSUED FOR	REV.	DATE	DESC. OF REVISIONS
4	CDD 3/29/2020	ISSUED FOR BID			
3	CDD 2/27/2020	95% DESIGN REVIEW MEETING			
2	CDD 12/17/2019	60% DESIGN REVIEW MEETING			
1	CDD 10/16/2019	30% DESIGN REVIEW MEETING			



ISSUED FOR BID  
NOT FOR CONSTRUCTION



CLIENT: **TUSCALOOSA NATIONAL AIRPORT**

PROJECT: **RECONSTRUCT RUNWAY 4-22**

SHEET TITLE: **CROSS SECTIONS - SHEET 4**

**SNC-LAVALIN** **ATKINS**

CORPORATE OFFICE: 450 W. BOY SCOTT BLVD. TAMPA, FL 33607  
FPRP CERTIFICATE OF AUTHORIZATION NO.24  
WWW.ATKINSGLOBAL.COM

LOCAL OFFICE: 404 BVA DRIVE, STE 600 NASHVILLE, TN 37217  
TEL: 615.399.0298 FAX: 615.399.0263

JOB NO.: 100066795

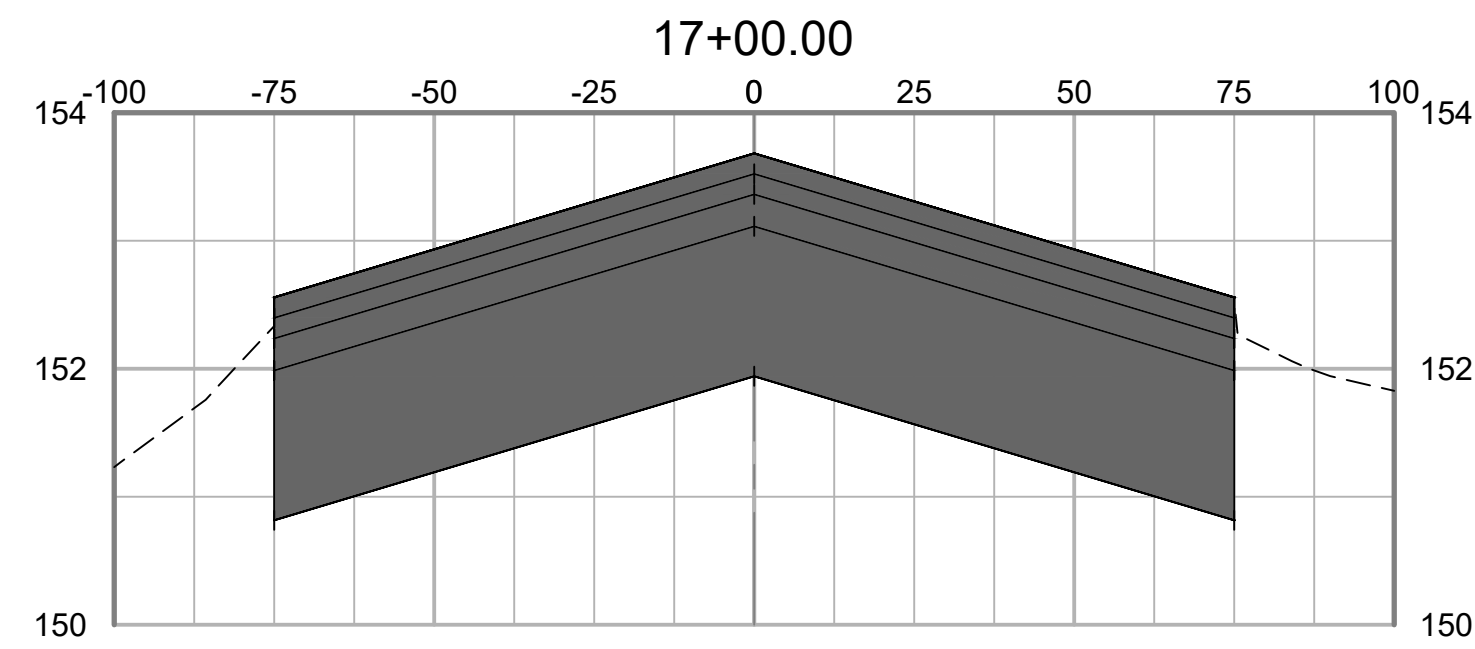
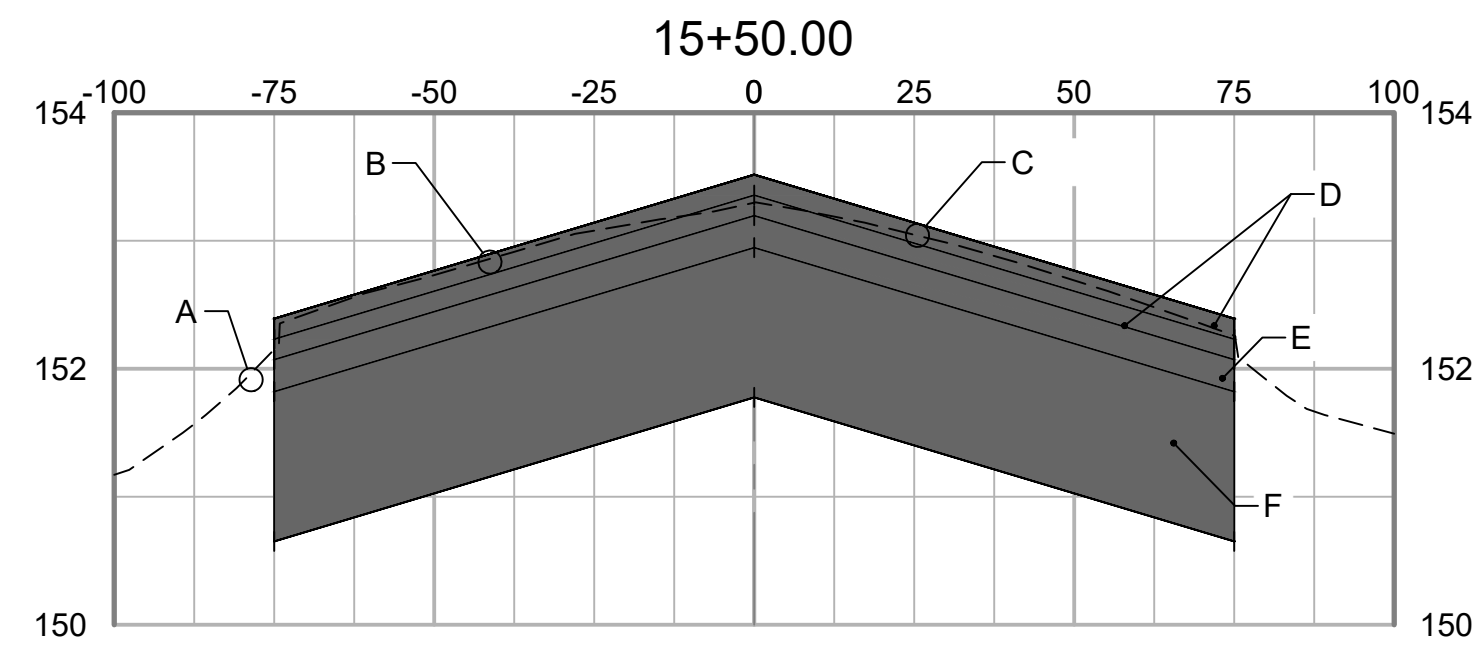
DESIGNED: CDD CHECKED: DWS

DRAWN: JSH APPROVED: CDD

SHEET NO. **C-604** REV. **△**

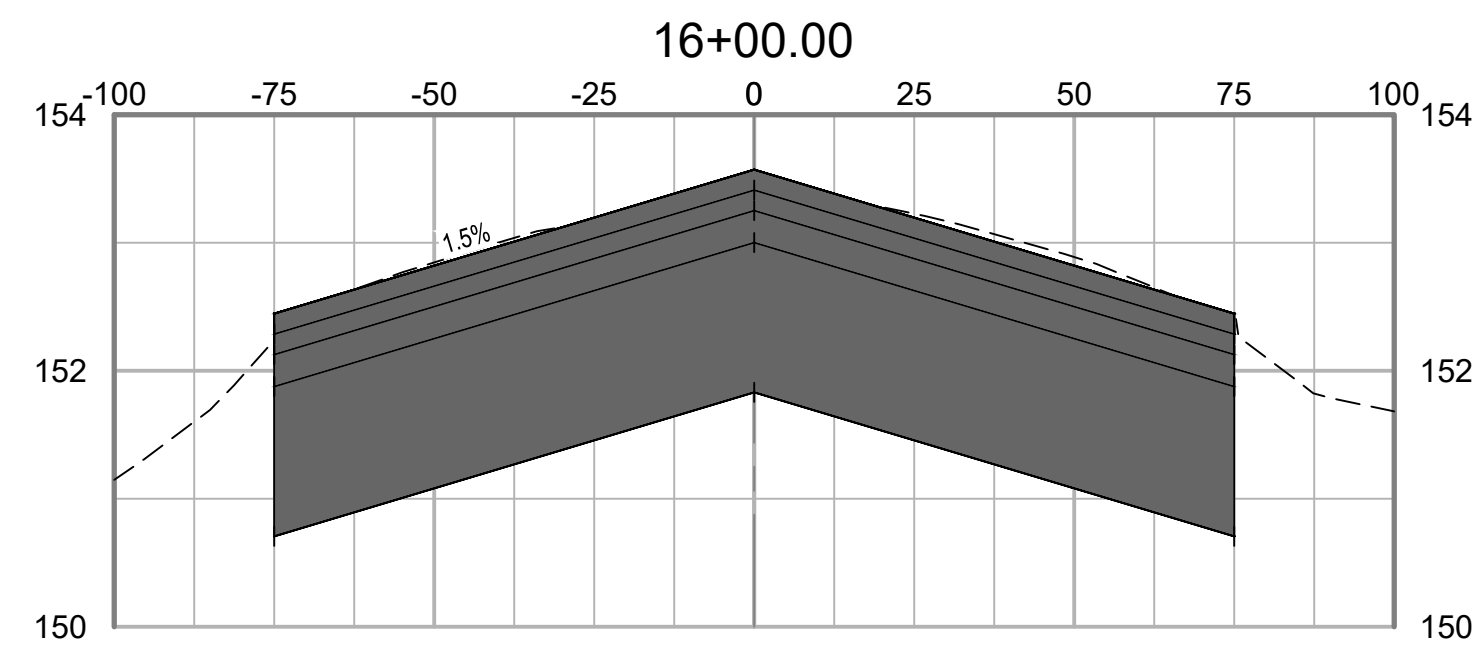
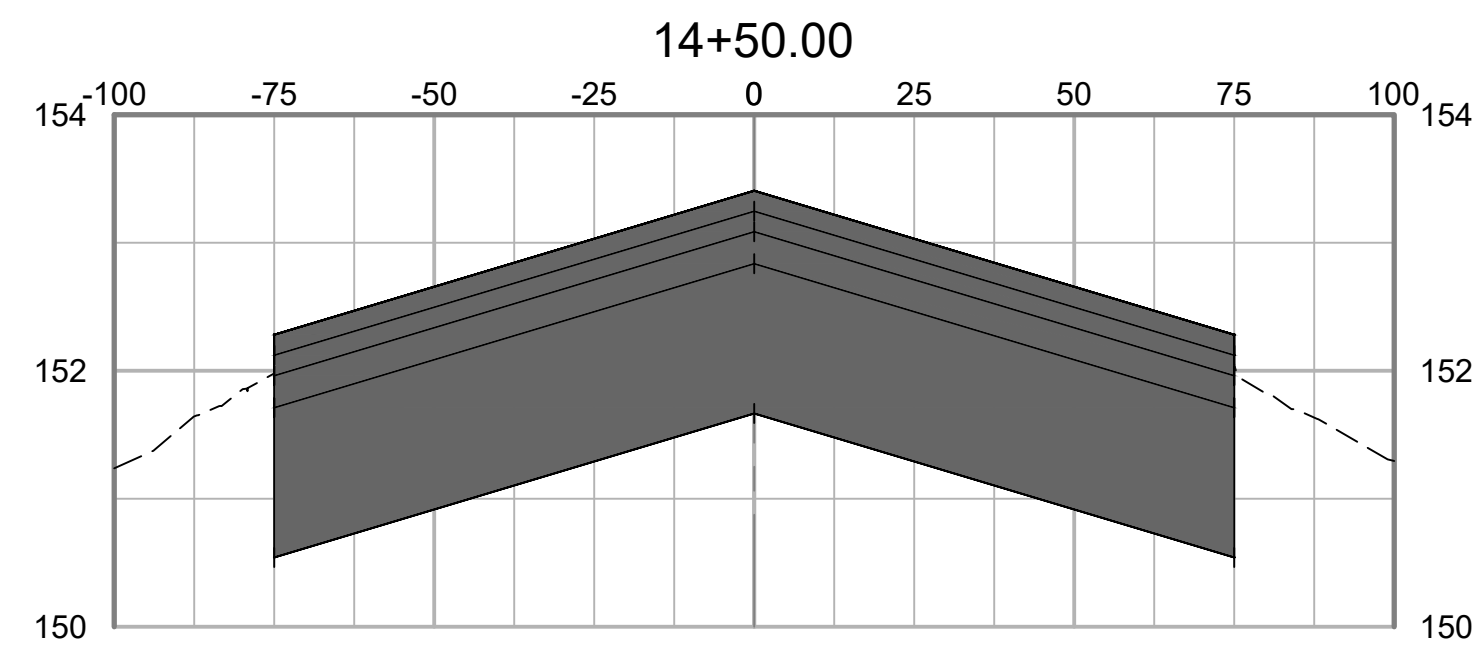
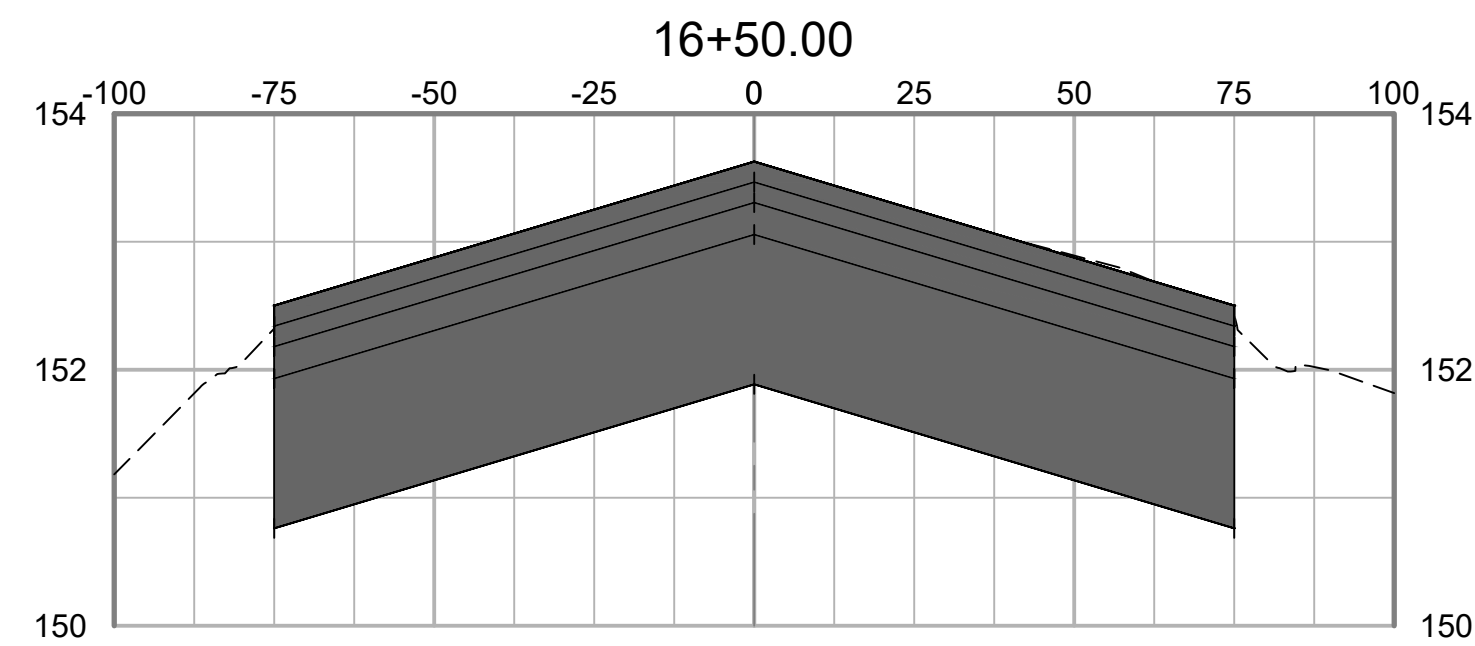
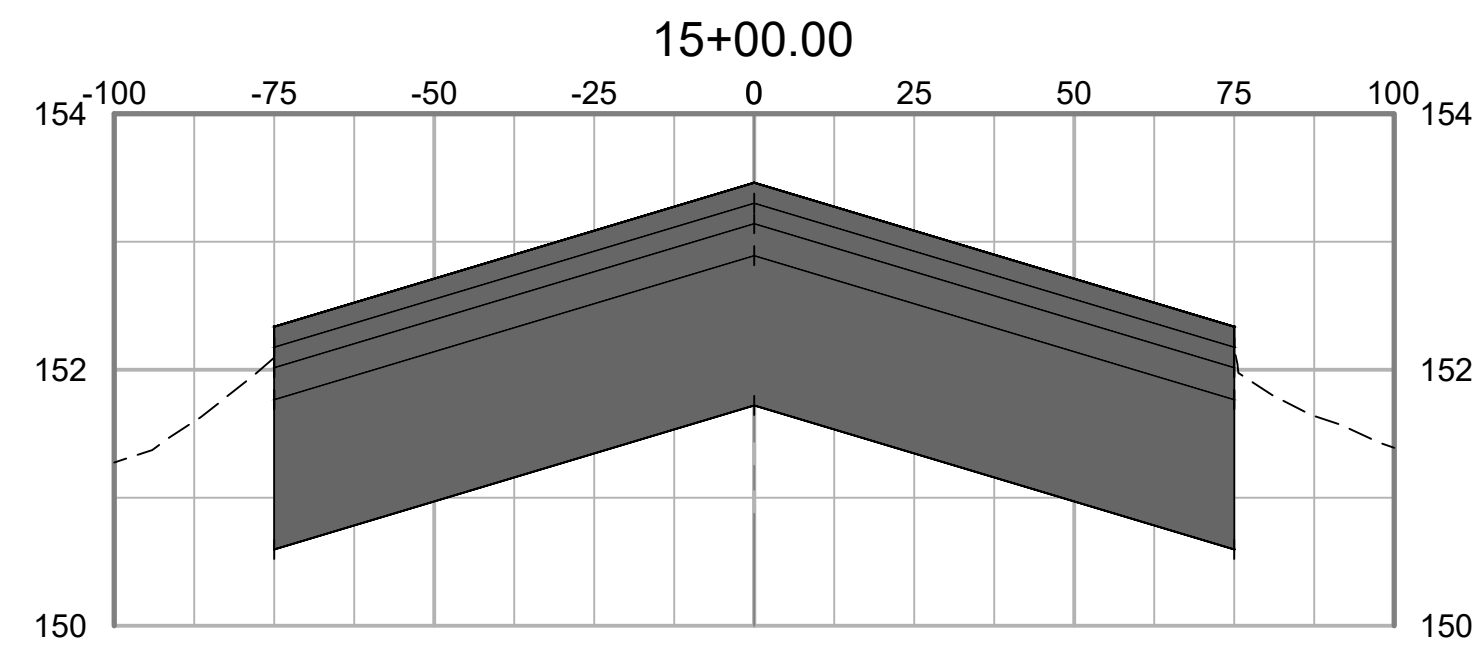


Inches  
0 1/4 1 2 3 4




GRADING SECTION KEY NOTES:

- A EXISTING TURF SHOULDER
- B SEE DETAIL 1, SHT C-501 FOR CROSS-SLOPES
- C EXISTING RUNWAY SURFACE
- D 2-2" LIFTS P-401 ASPHALT SURFACE COURSE
- E 1-3" LIFT P-401 ASPHALT BASE COURSE
- F 14" P-207 IN- PLACE FOR BASE



PLOT DATE: 3/27/2020 4:51 PM  
FILE NAME: S:\TCLL10006795\Runway 4-22 Rehab Design\DWG\C-601 Runway Cross Sections REV 12/20/19.dwg


NO.	DATE	ISSUED FOR	BY	DESC. OF REVISIONS
4	3/29/2020	ISSUED FOR BID		
3	2/27/2020	95% DESIGN REVIEW MEETING		
2	12/17/2019	60% DESIGN REVIEW MEETING		
1	10/16/2019	30% DESIGN REVIEW MEETING		



ISSUED FOR BID  
NOT FOR CONSTRUCTION



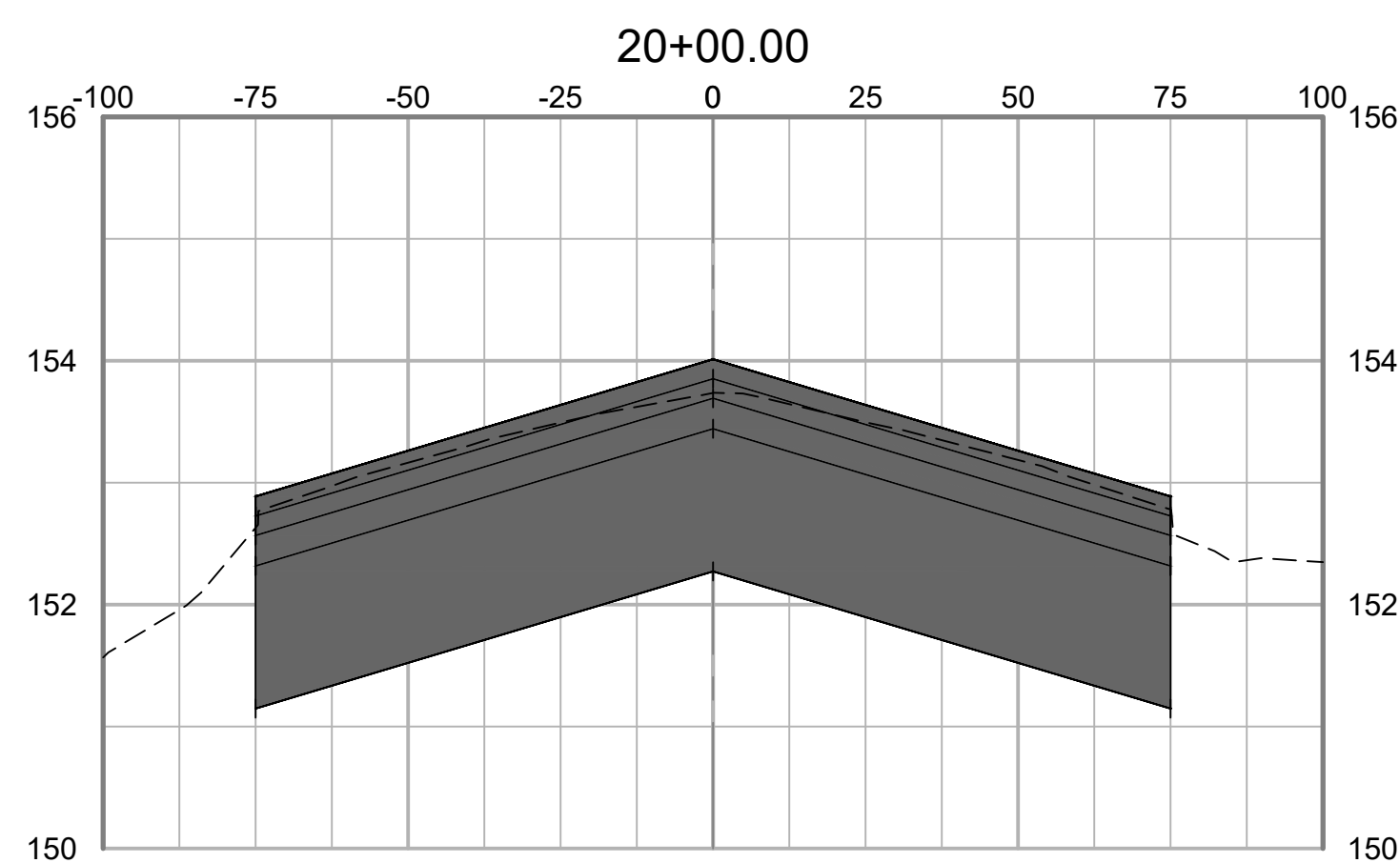
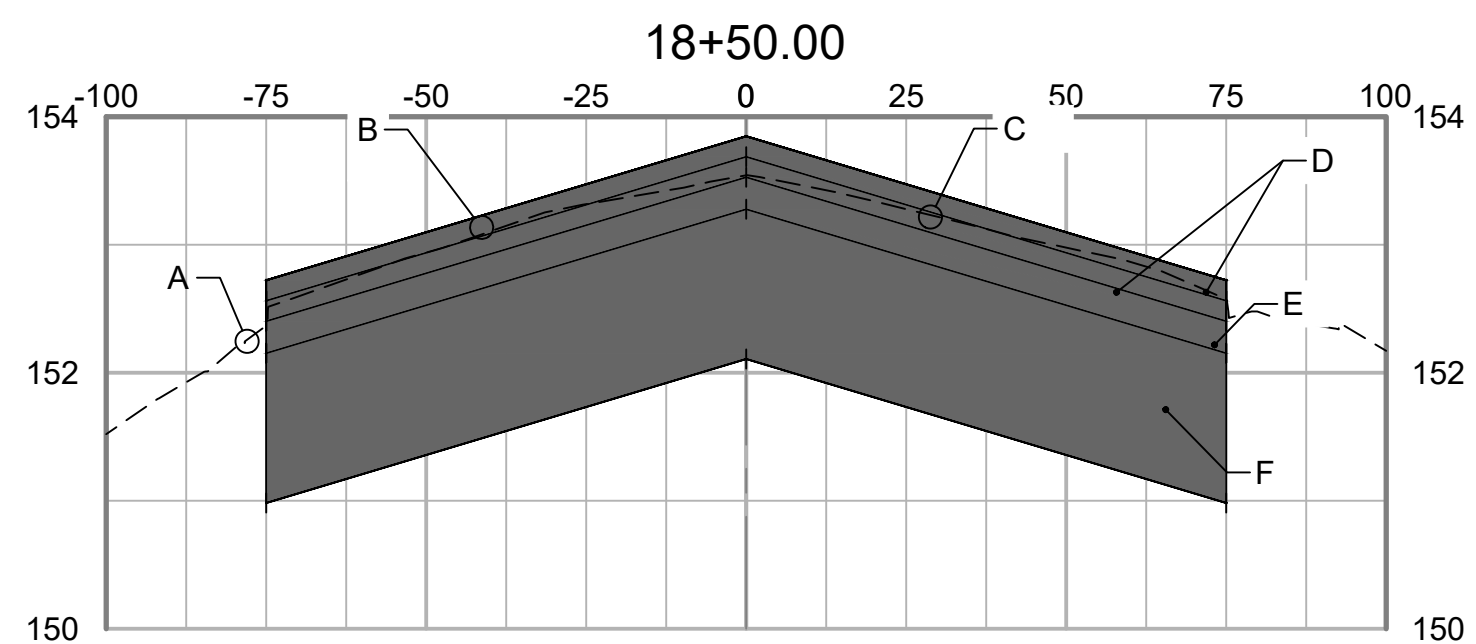
CLIENT: **TUSCALOOSA NATIONAL AIRPORT**  
PROJECT: **RECONSTRUCT RUNWAY 4-22**  
SHEET TITLE: **CROSS SECTIONS - SHEET 5**



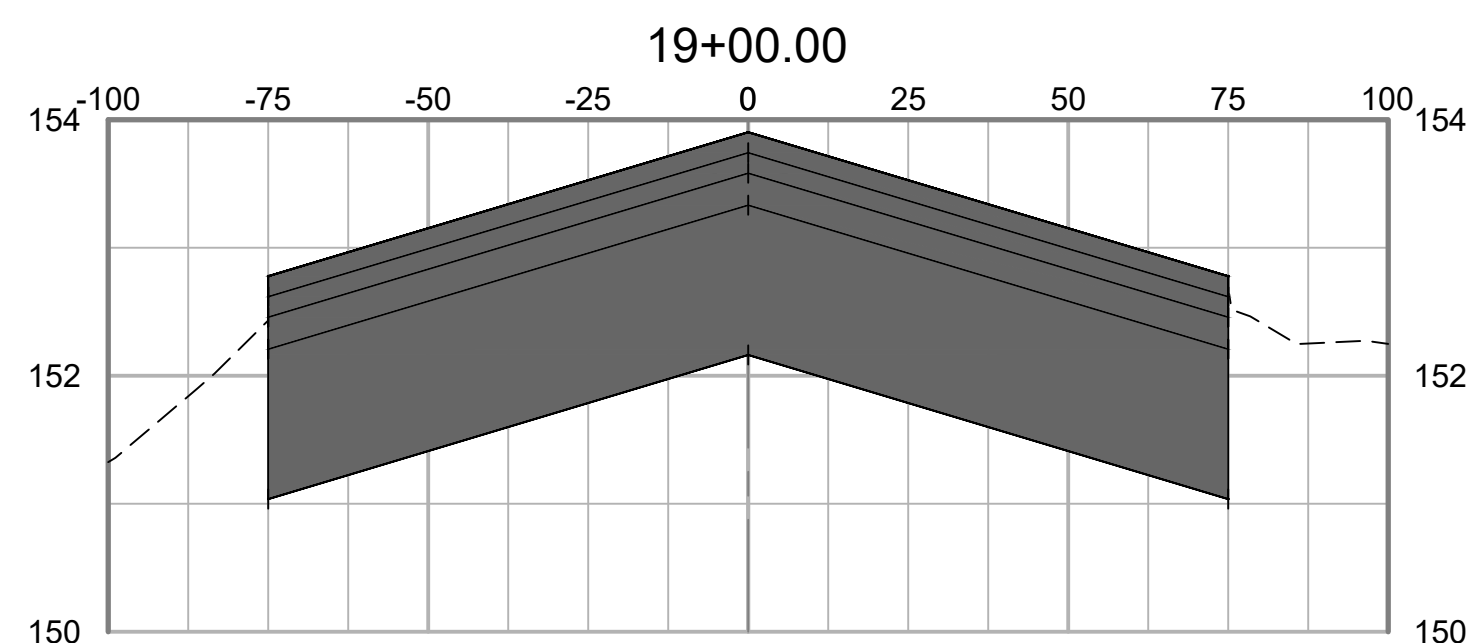
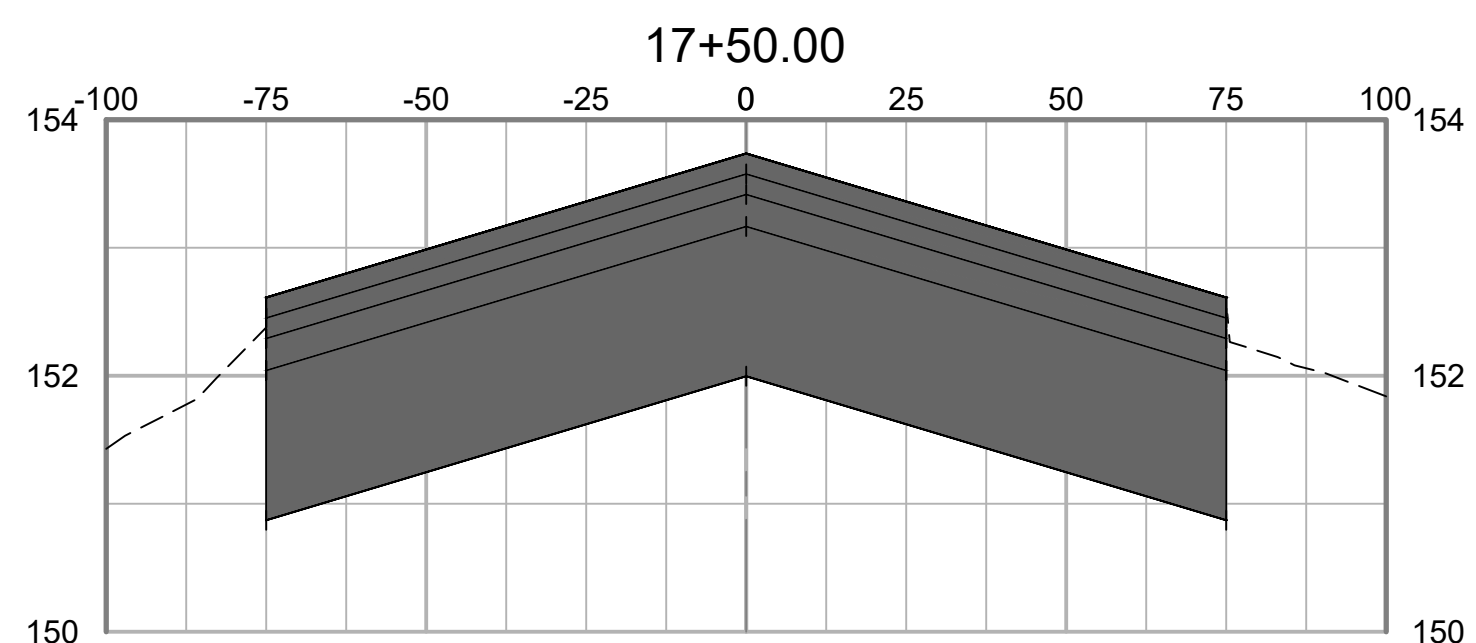
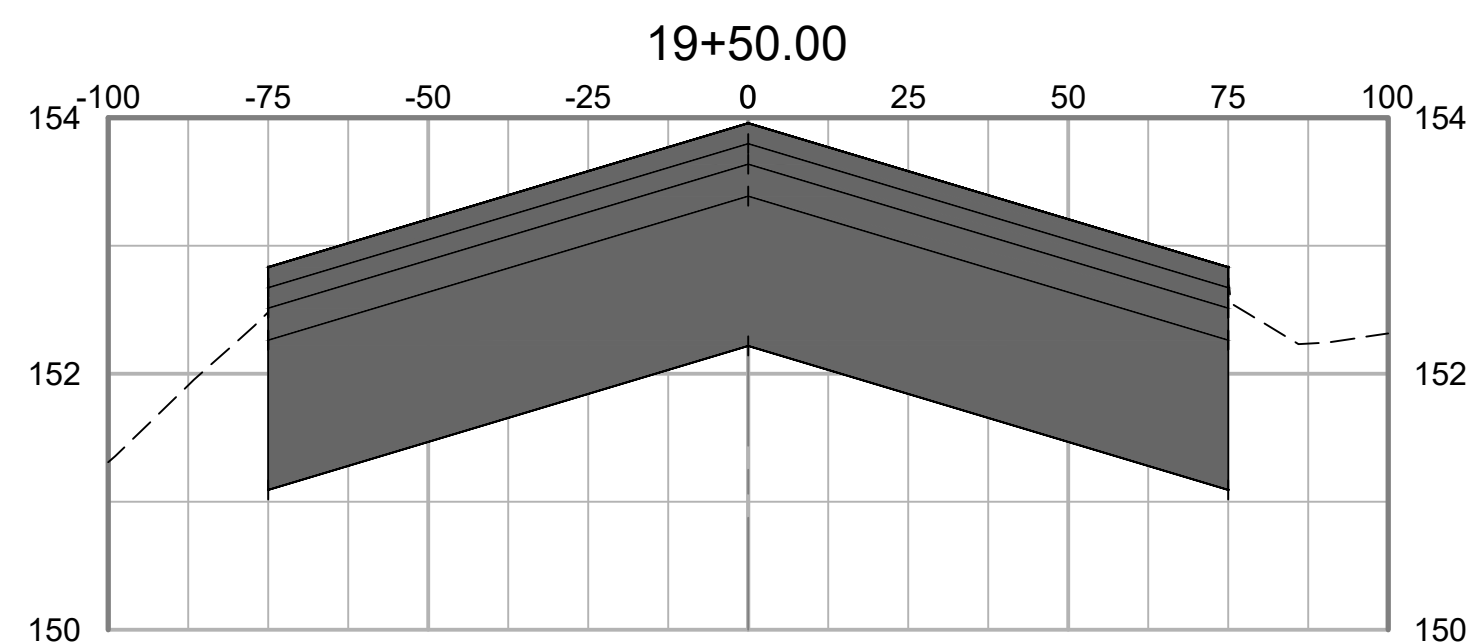
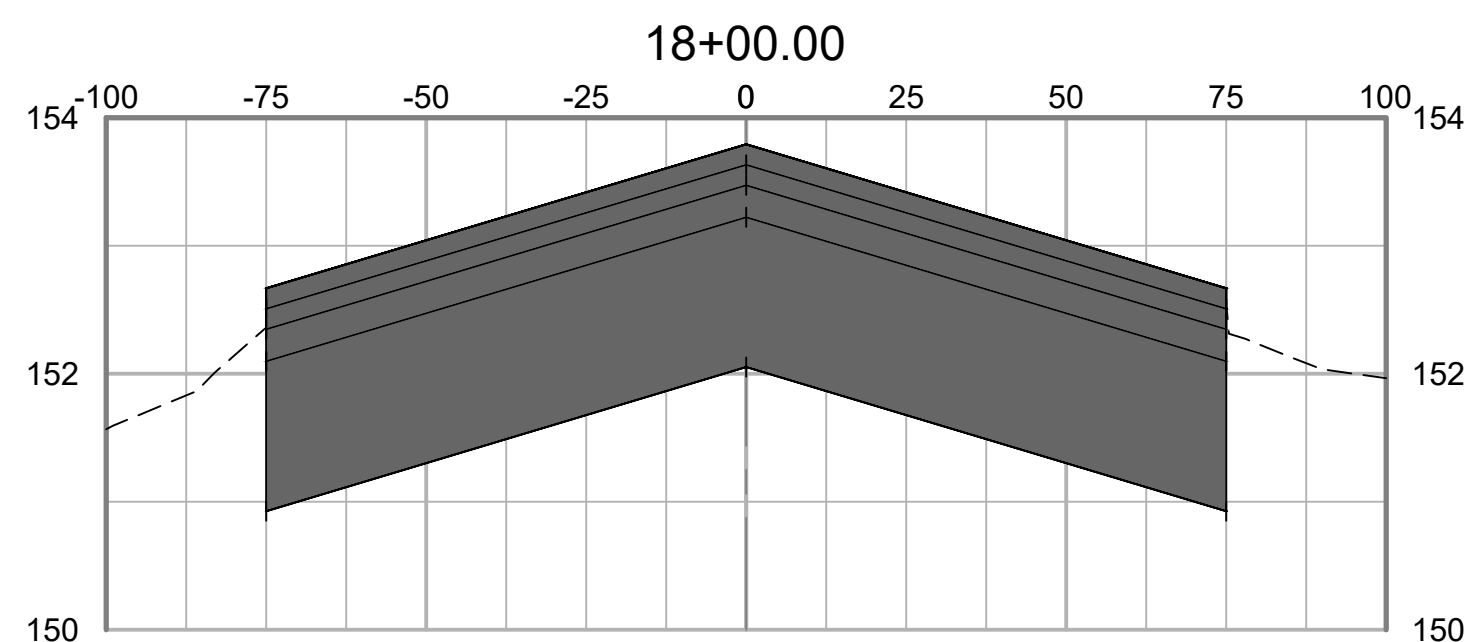
JOB NO.:	10006795
DESIGNED:	CDD
CHECKED:	DWS
DRAWN:	JSH
APPROVED:	CDD
SHEET NO.:	C-605



Inches  
0 1/2 1 4




- GRADING SECTION KEY NOTES:**
- A EXISTING TURF SHOULDER
  - B SEE DETAIL 1, SHT C-501 FOR CROSS-SLOPES
  - C EXISTING RUNWAY SURFACE
  - D 2-2" LIFTS P-401 ASPHALT SURFACE COURSE
  - E 1-3" LIFT P-401 ASPHALT BASE COURSE
  - F 14" P-207 IN- PLACE FOR BASE



PLOT DATE: 3/27/2020 4:51 PM  
FILE NAME: S:\TCLL10006795 Runway 4-22 Rehab Design\DWG-C-601 Runway Cross Sections REV 12/20/19.dwg

NO.	DATE	ISSUED FOR	DESC. OF REVISIONS
4	CDD 3/29/2020	ISSUED FOR BID	
3	CDD 2/27/2020	95% DESIGN REVIEW MEETING	
2	CDD 12/17/2019	60% DESIGN REVIEW MEETING	
1	CDD 10/16/2019	30% DESIGN REVIEW MEETING	



ISSUED FOR BID  
NOT FOR CONSTRUCTION



CLIENT: **TUSCALOOSA NATIONAL AIRPORT**

PROJECT: **RECONSTRUCT RUNWAY 4-22**

SHEET TITLE: **CROSS SECTIONS - SHEET 6**

**SNC-LAVALIN** **ATKINS**  
Member of Jacobs Limited Group

CORPORATE OFFICE: 4200 W. BOY SCOTT BLVD. TAMPA, FL 33607  
 FBPR CERTIFICATE OF AUTHORIZATION NO.24  
 WWW.ATKINSGLOBAL.COM

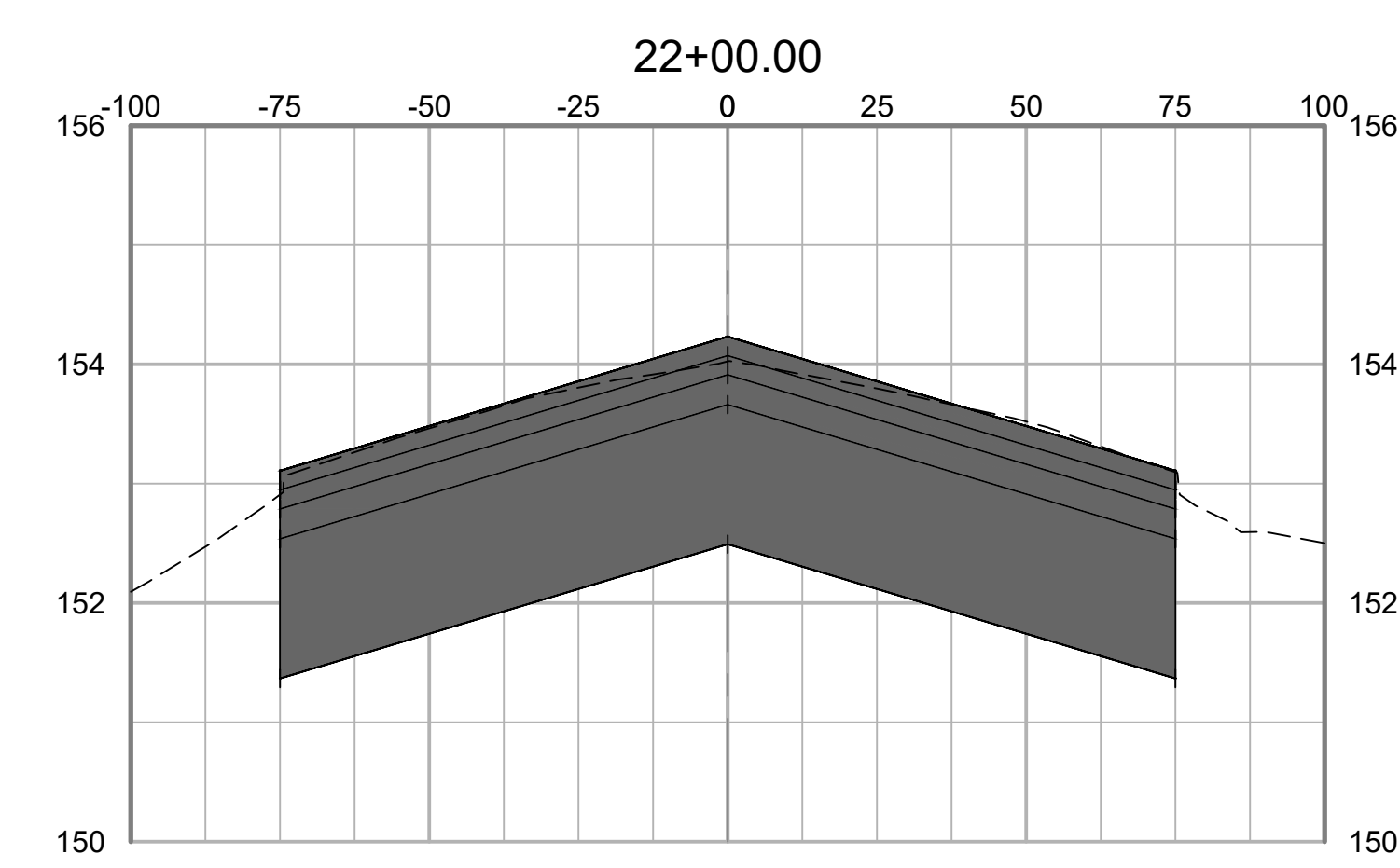
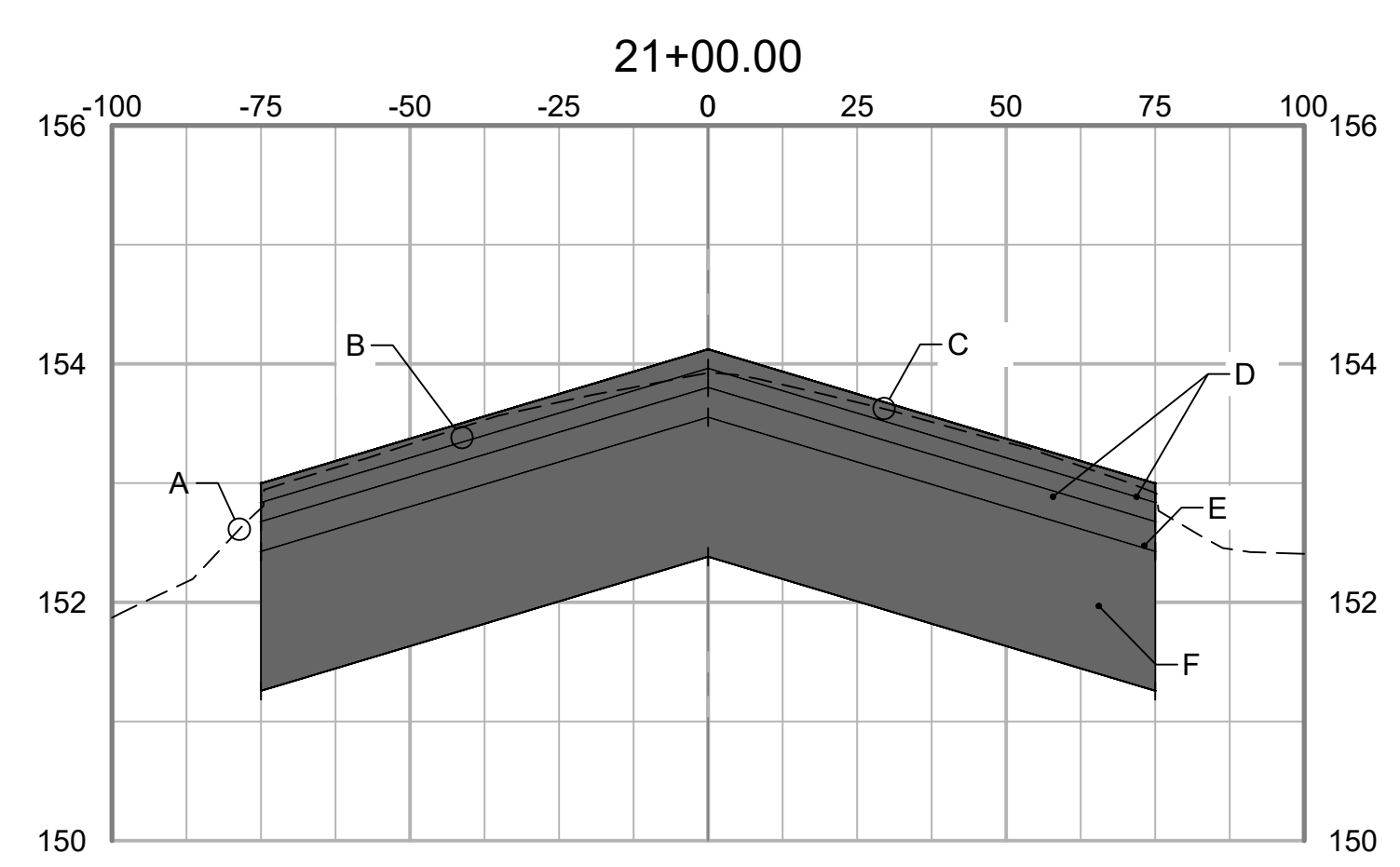
LOCAL OFFICE: 404 BVA DRIVE, STE 600 NASHVILLE, TN 37217  
 TEL: 615.399.0281 FAX: 615.399.0283

JOB NO.: 10006795  
 DESIGNED: CDD CHECKED: DWS  
 DRAWN: JSH APPROVED: CDD  
 SHEET NO. C-606 REV. 1

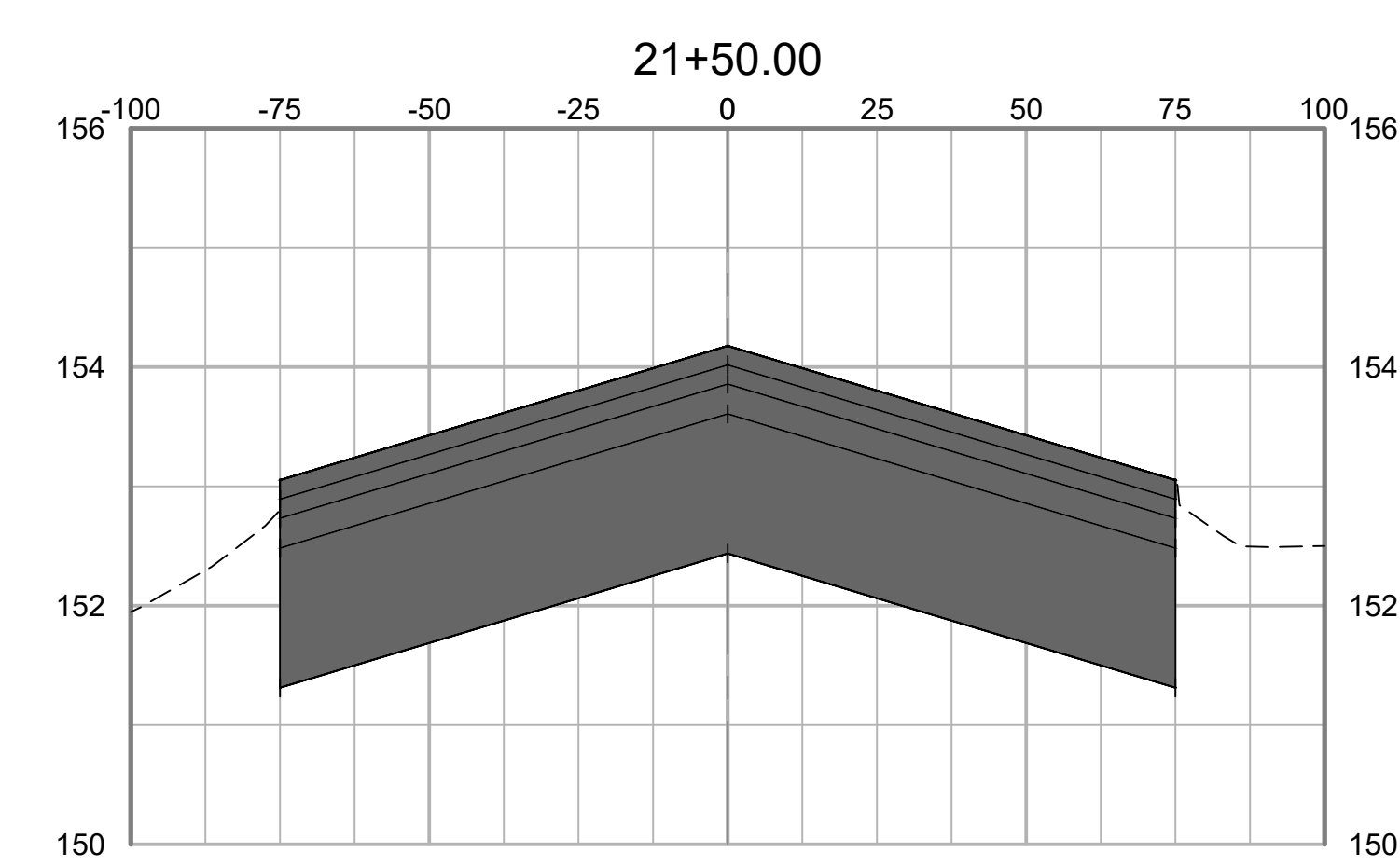
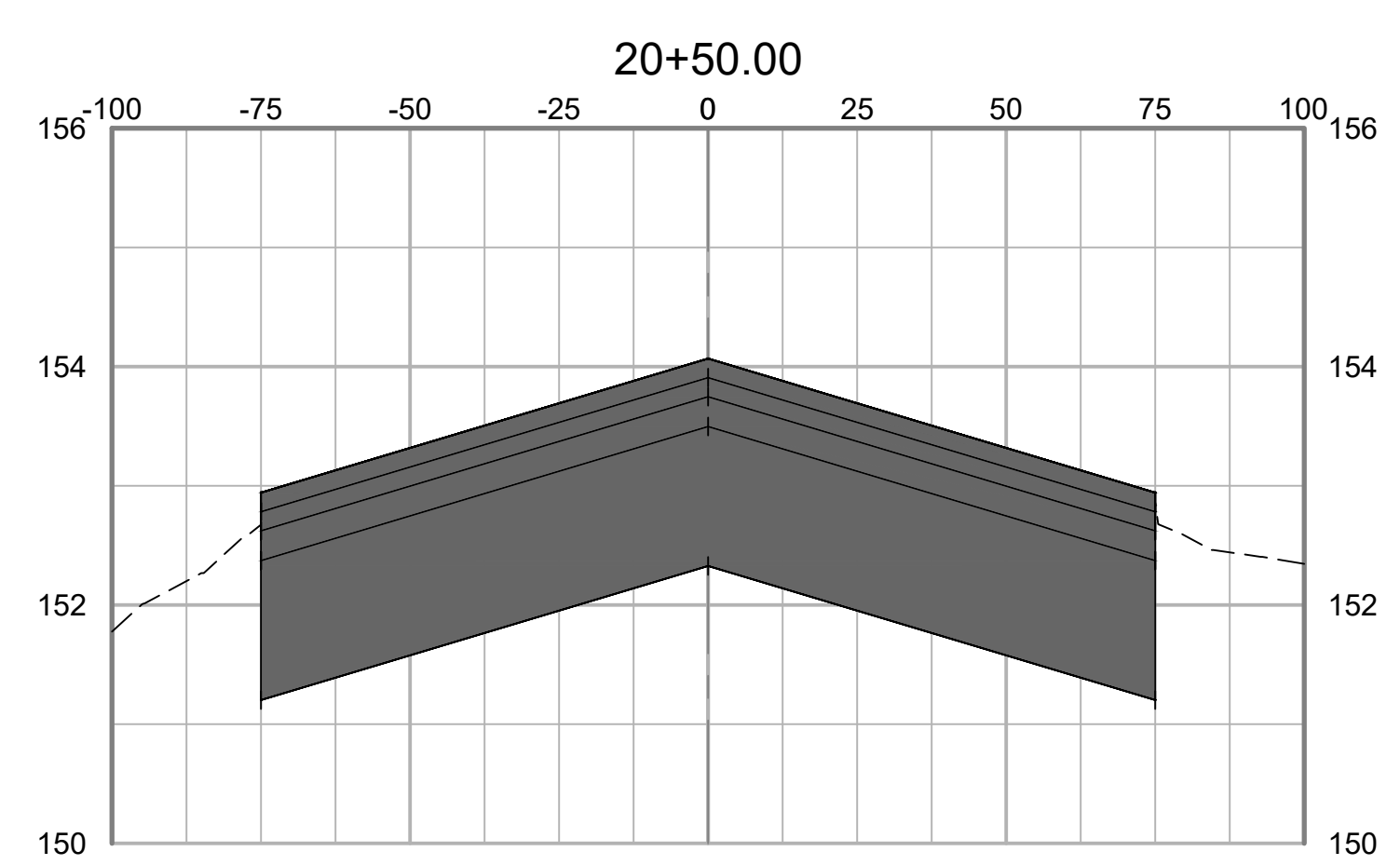


Inches  
0 1/2 1 4


PLOT DATE: 3/27/2020 4:51 PM  
FILE NAME: S:\TCLL10006795\Runway 4-22 Rehab Design\DWG-C-601 Runway Cross Sections REV 12/20/19.dwg



- GRADING SECTION KEY NOTES:
- A EXISTING TURF SHOULDER
  - B SEE DETAIL 1, SHT C-501 FOR CROSS-SLOPES
  - C EXISTING RUNWAY SURFACE
  - D 2-2" LIFTS P-401 ASPHALT SURFACE COURSE
  - E 1-3" LIFT P-401 ASPHALT BASE COURSE
  - F 14" P-207 IN- PLACE FOR BASE



NO.	DATE	ISSUED FOR	REV. APPR.	DATE	DESC. OF REVISIONS
4	CDD 3/29/2020	ISSUED FOR BID			
3	CDD 2/27/2020	95% DESIGN REVIEW MEETING			
2	CDD 12/17/2019	60% DESIGN REVIEW MEETING			
1	CDD 10/16/2019	30% DESIGN REVIEW MEETING			



ISSUED FOR BID  
NOT FOR CONSTRUCTION



CLIENT: **TUSCALOOSA NATIONAL AIRPORT**

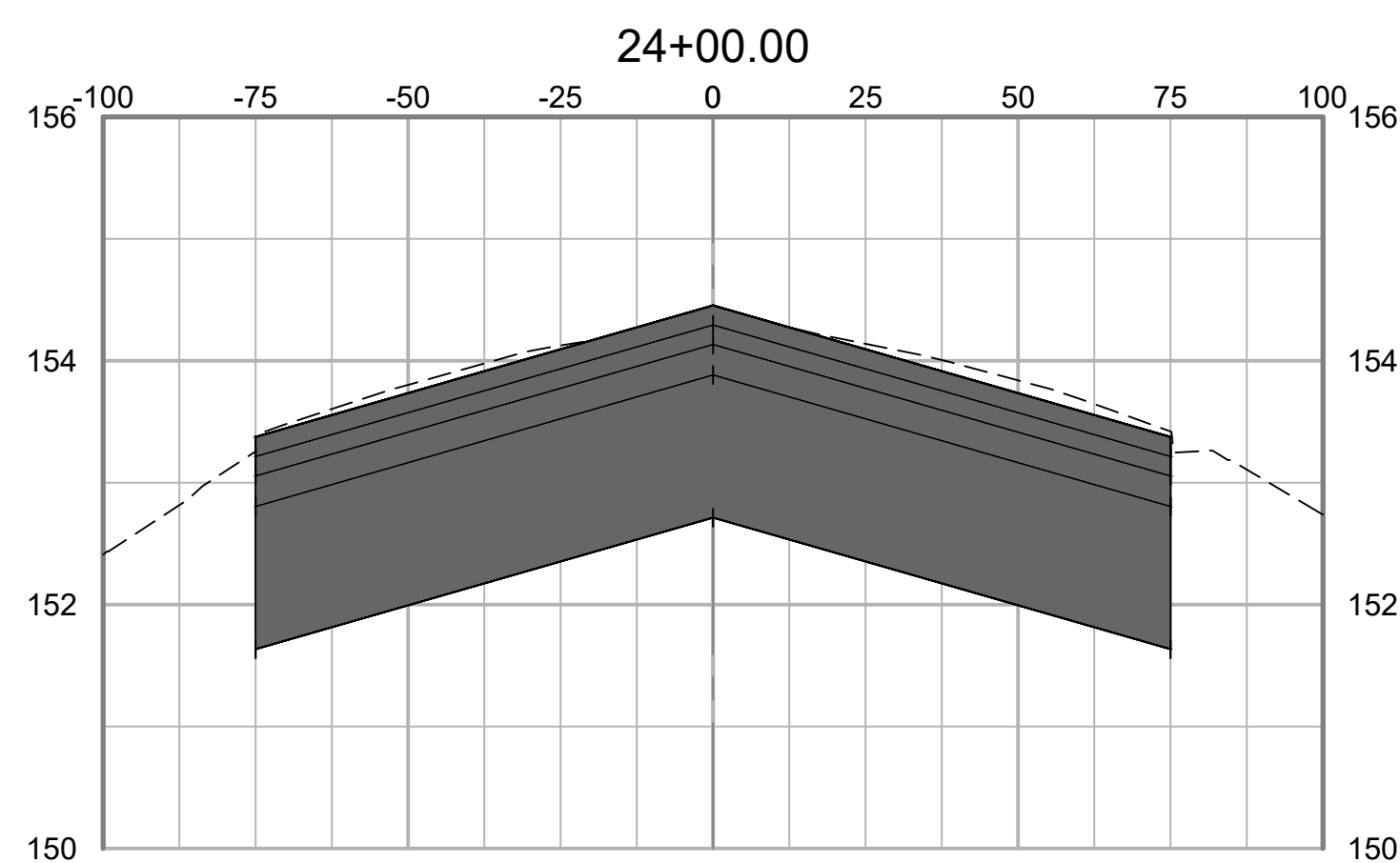
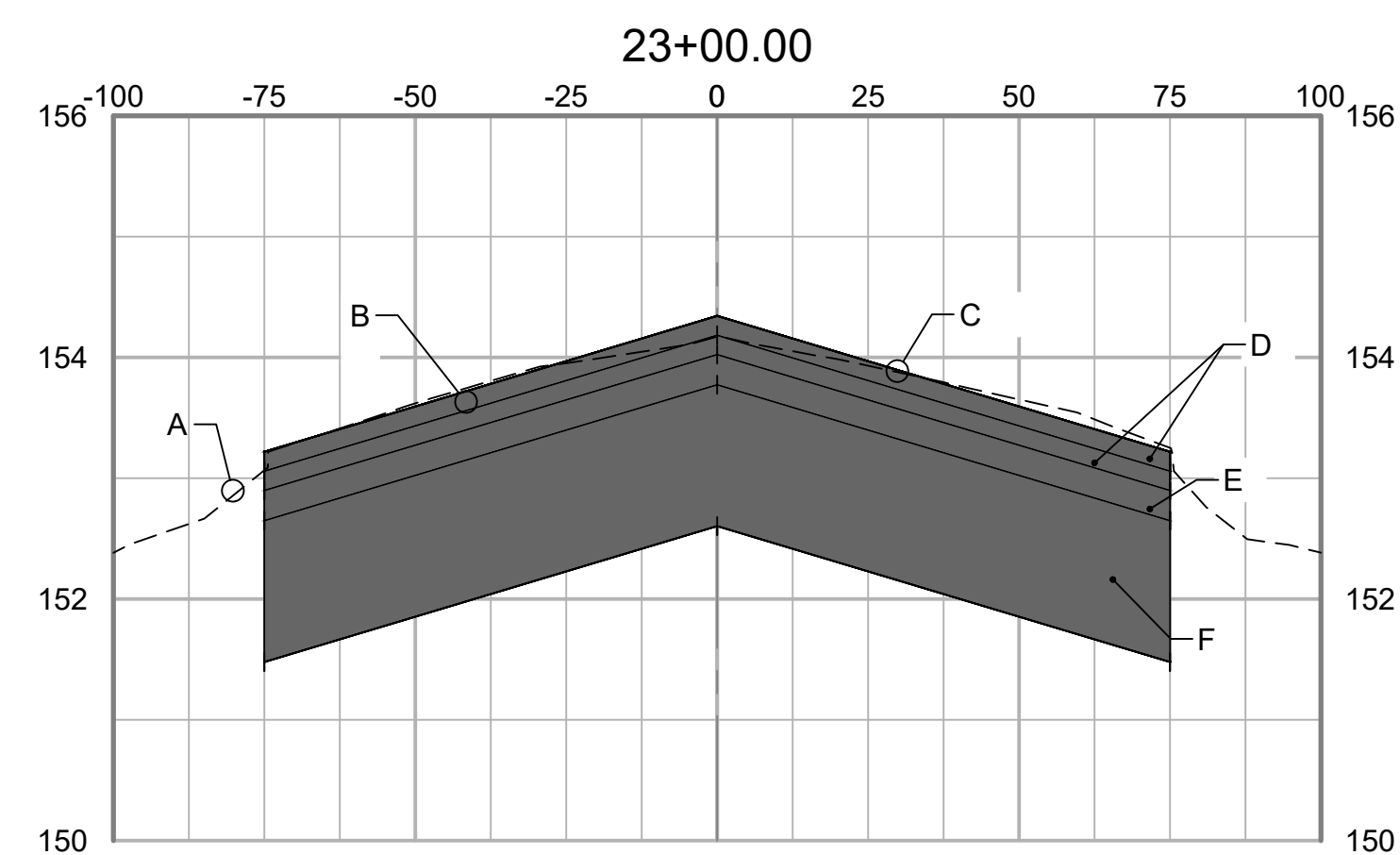
PROJECT: **RECONSTRUCT RUNWAY 4-22**

SHEET TITLE: **CROSS SECTIONS - SHEET 7**

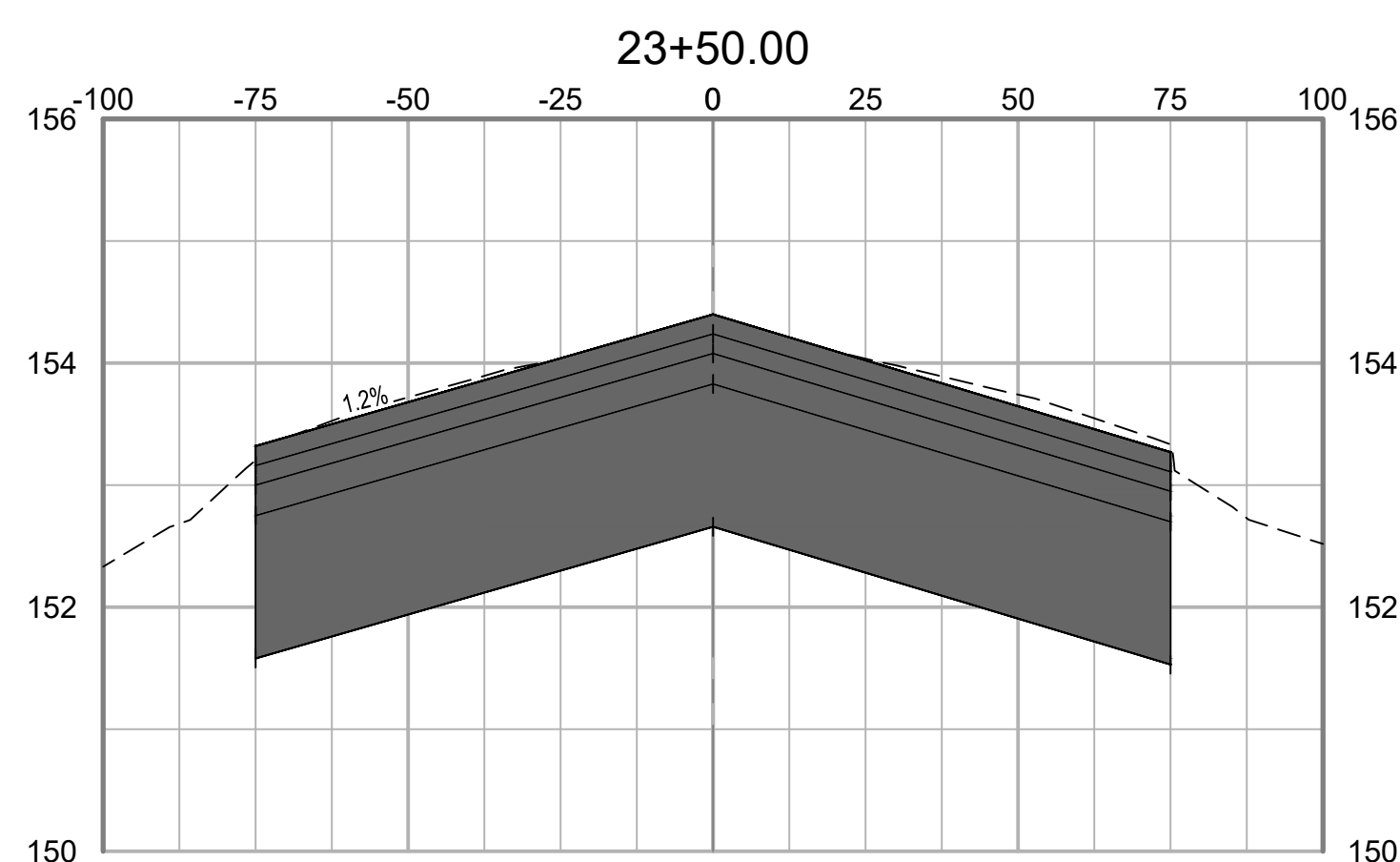
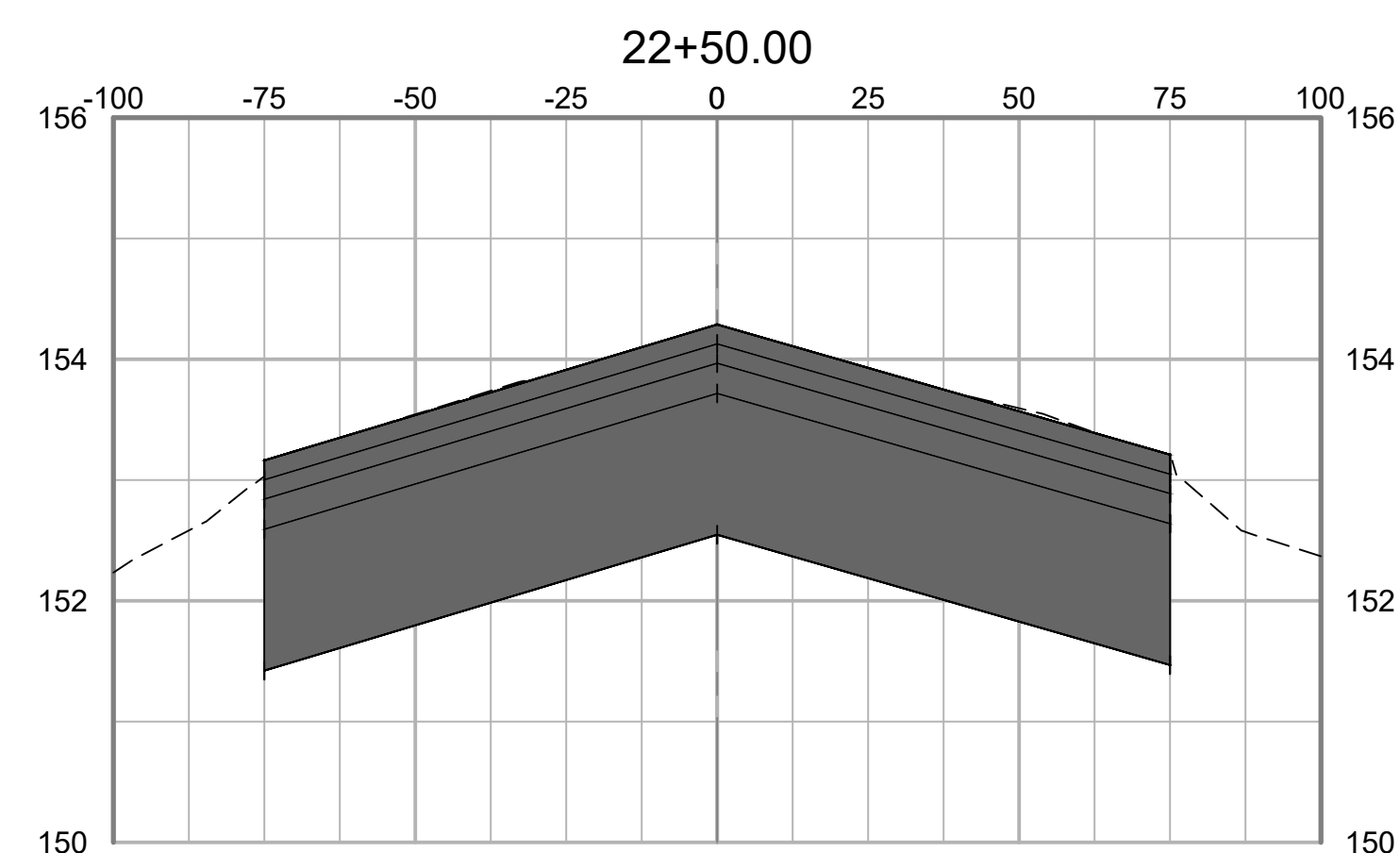
<small>CORPORATE OFFICE: 450 W. BOY SCOTT BLVD. TAMPA, FL 33607 FIRP CERTIFICATE OF AUTHORIZATION NO.24 WWW.ATKINSGLOBAL.COM</small>		<small>LOCAL OFFICE: 404 BVA DRIVE, STE 600 NASHVILLE, TN 37217 TEL: 615.399.0286 FAX: 615.399.0283</small>	
JOB NO.:	10006795	DESIGNED:	CDD
		CHECKED:	DWS
DRAWN:	JSH	APPROVED:	CDD
SHEET NO.	C-607	REV.	△



Inches  
0 1/2 1 4




- GRADING SECTION KEY NOTES:
- A EXISTING TURF SHOULDER
  - B SEE DETAIL 1, SHT C-501 FOR CROSS-SLOPES
  - C EXISTING RUNWAY SURFACE
  - D 2.2" LIFTS P-401 ASPHALT SURFACE COURSE
  - E 1.3" LIFT P-401 ASPHALT BASE COURSE
  - F 14" P-207 IN- PLACE FOR BASE



PLOT DATE: 3/27/2020 4:51 PM  
FILE NAME: S:\0-TCL\10006795\Runway 4-22 Rehab Design\DWG-C-081 Runway Cross Sections REV 12/2019.dwg

NO.	ISSUED FOR	DATE	REV. BY	DATE	DESC. OF REVISIONS
4	CDD	3/29/2020			ISSUED FOR BID
3	CDD	2/27/2020			95% DESIGN REVIEW MEETING
2	CDD	12/17/2019			80% DESIGN REVIEW MEETING
1	CDD	10/16/2019			30% DESIGN REVIEW MEETING



ISSUED FOR BID  
NOT FOR CONSTRUCTION



CLIENT: **TUSCALOOSA NATIONAL AIRPORT**  
PROJECT: **RECONSTRUCT RUNWAY 4-22**  
SHEET TITLE: **CROSS SECTIONS - SHEET 8**

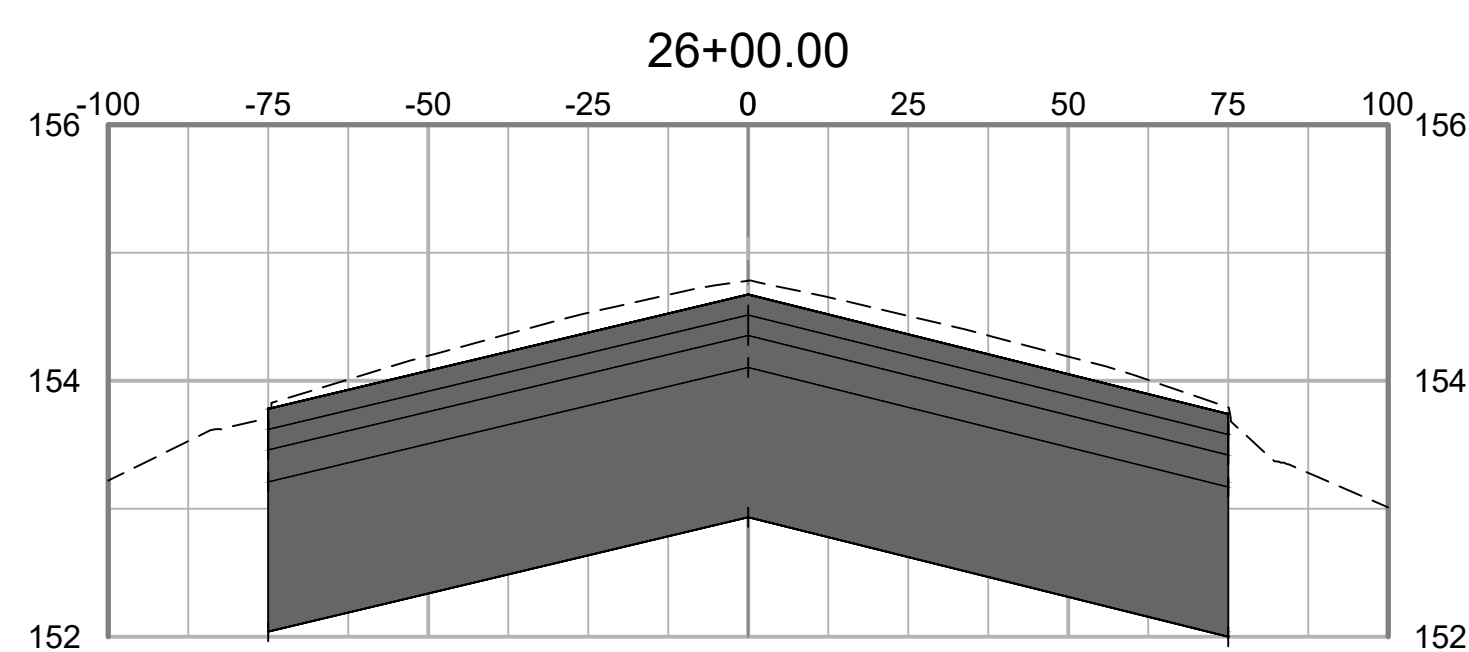
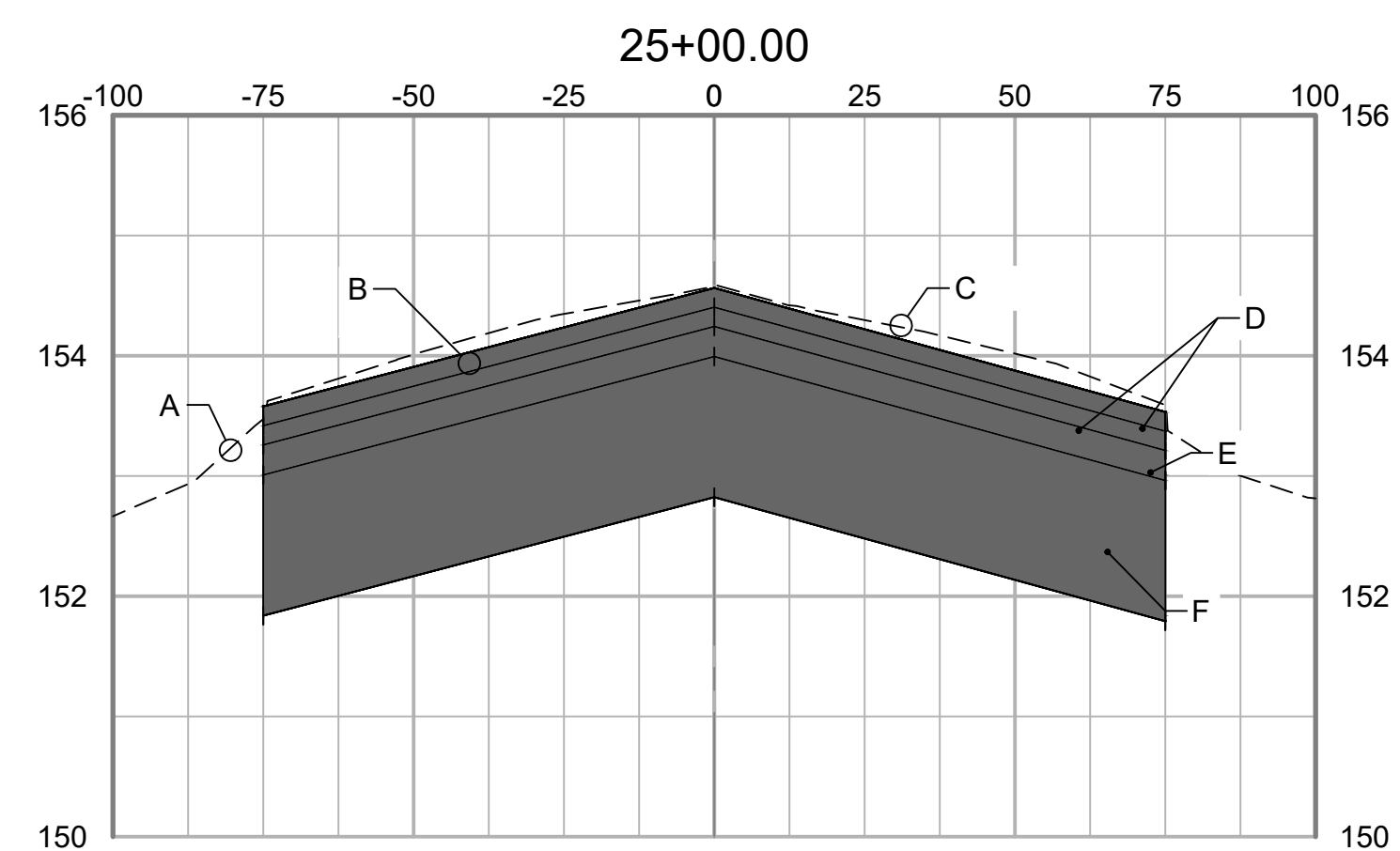


JOB NO.:	10006795
DESIGNED:	CDD
CHECKED:	DWS
DRAWN:	JSH
APPROVED:	CDD
SHEET NO.:	C-608
REV.:	△

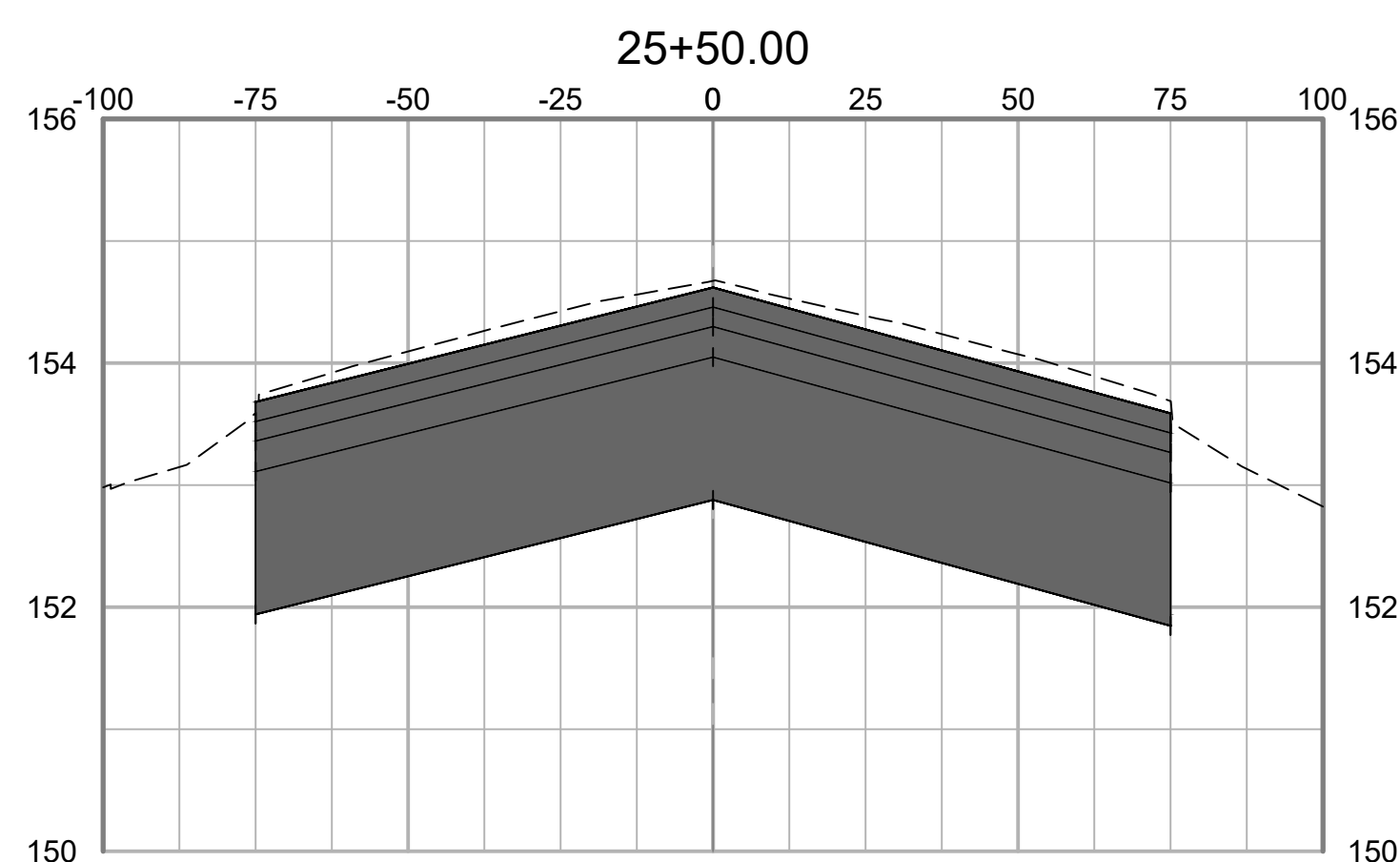
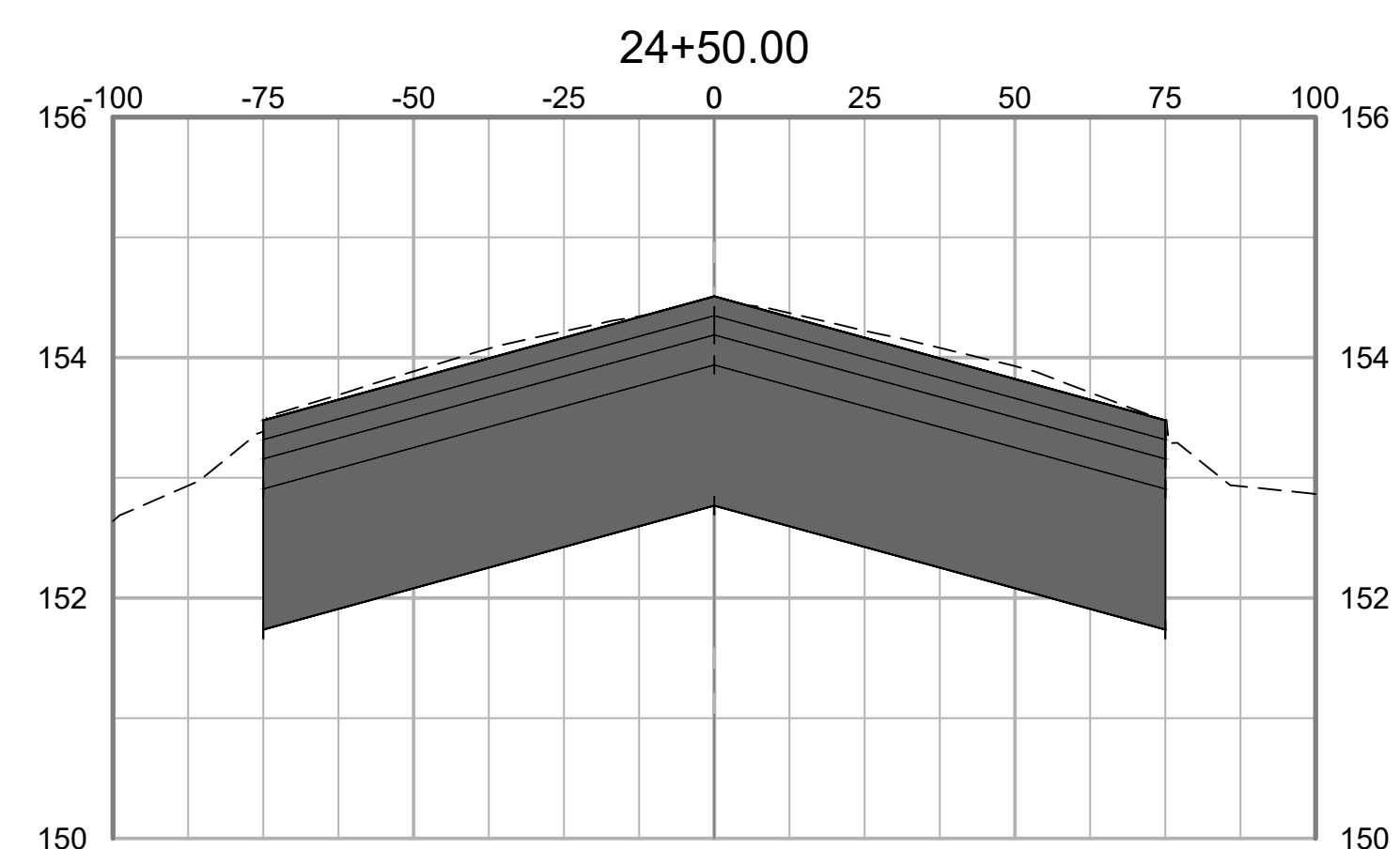


0 1/2 1 4  
Inches


PLOT DATE: 3/27/2020 4:51 PM  
FILE NAME: S:\0-TCL\10006795 Runway 4-22 Rehab Design\DWG\C-601 Runway Cross Sections REV 12/2019.dwg



- GRADING SECTION KEY NOTES:
- A EXISTING TURF SHOULDER
  - B SEE DETAIL 1, SHT C-501 FOR CROSS-SLOPES
  - C EXISTING RUNWAY SURFACE
  - D 2-2" LIFTS P-401 ASPHALT SURFACE COURSE
  - E 1-3" LIFT P-401 ASPHALT BASE COURSE
  - F 14" P-207 IN- PLACE FOR BASE



NO.	DATE	ISSUED FOR	REV. BY	DATE	DESC. OF REVISIONS
4	3/29/2020	ISSUED FOR BID			
3	2/27/2020	95% DESIGN REVIEW MEETING			
2	12/17/2019	60% DESIGN REVIEW MEETING			
1	10/16/2019	30% DESIGN REVIEW MEETING			



ISSUED FOR BID  
NOT FOR CONSTRUCTION

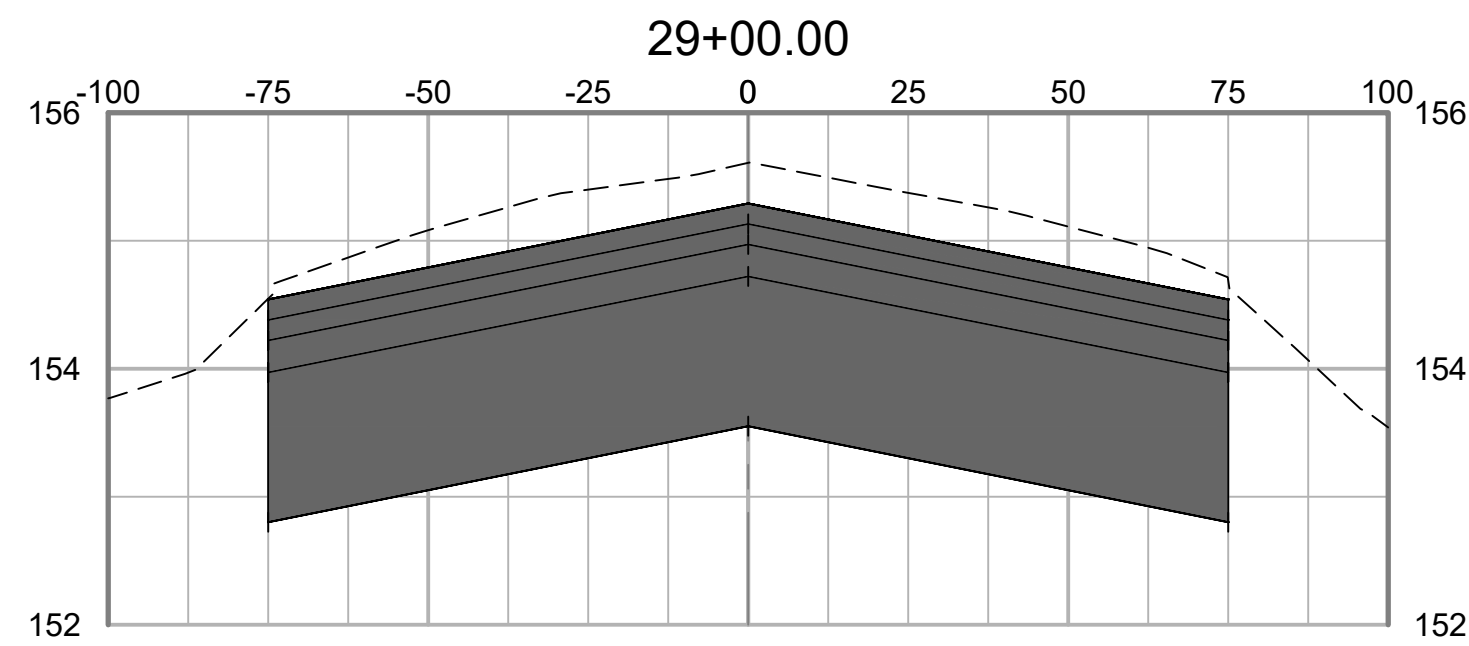
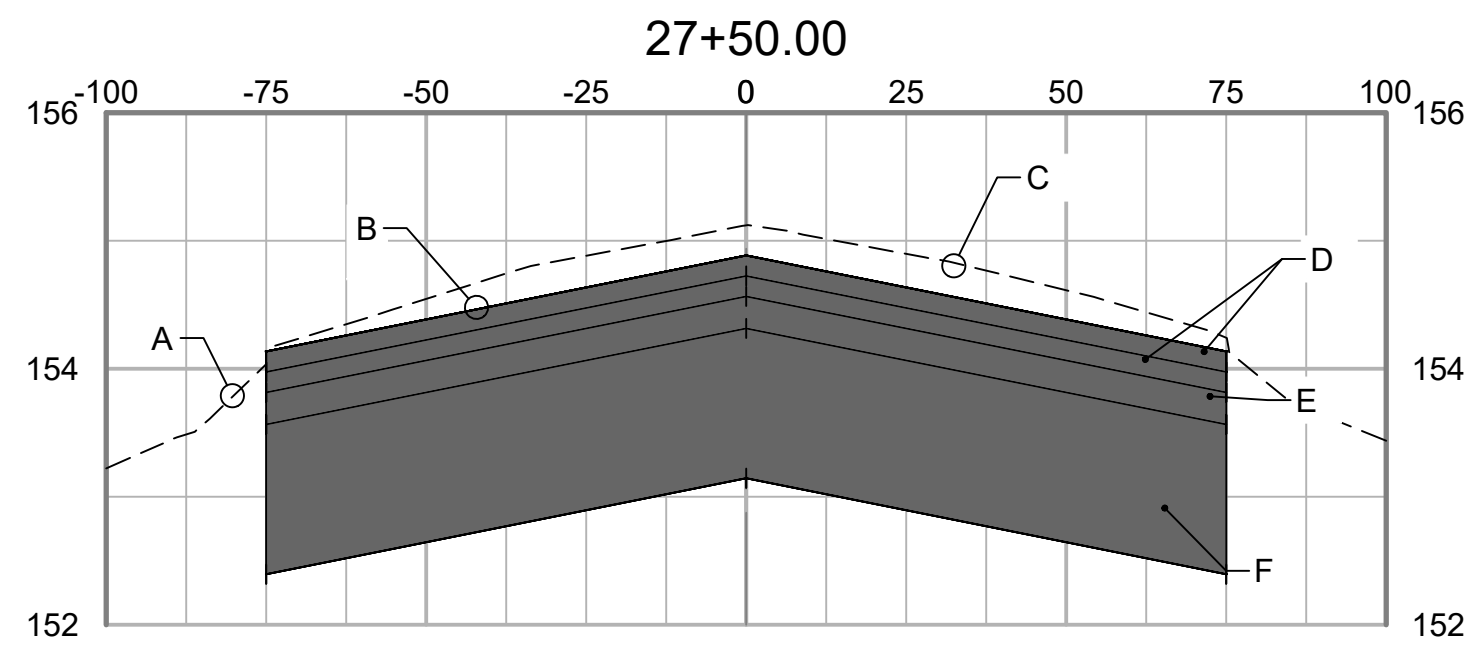


CLIENT: **TUSCALOOSA NATIONAL AIRPORT**  
PROJECT: **RECONSTRUCT RUNWAY 4-22**  
SHEET TITLE: **CROSS SECTIONS - SHEET 9**

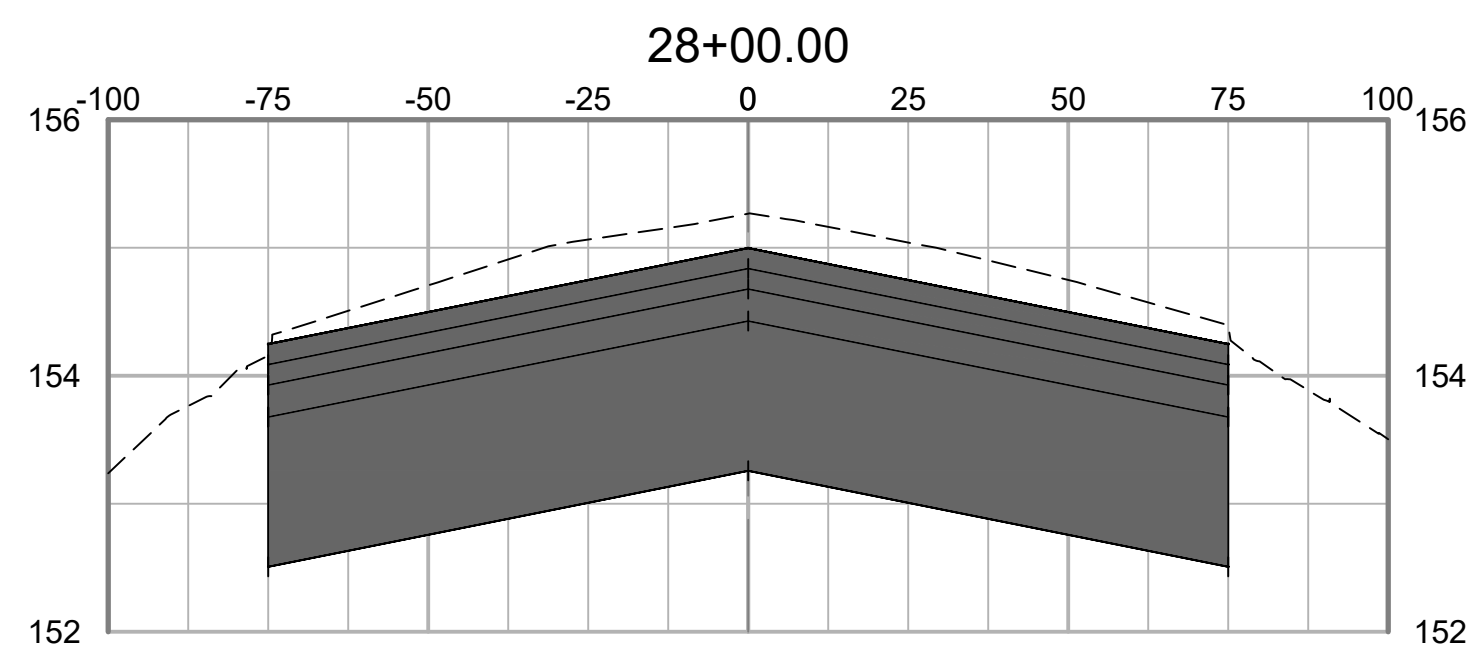
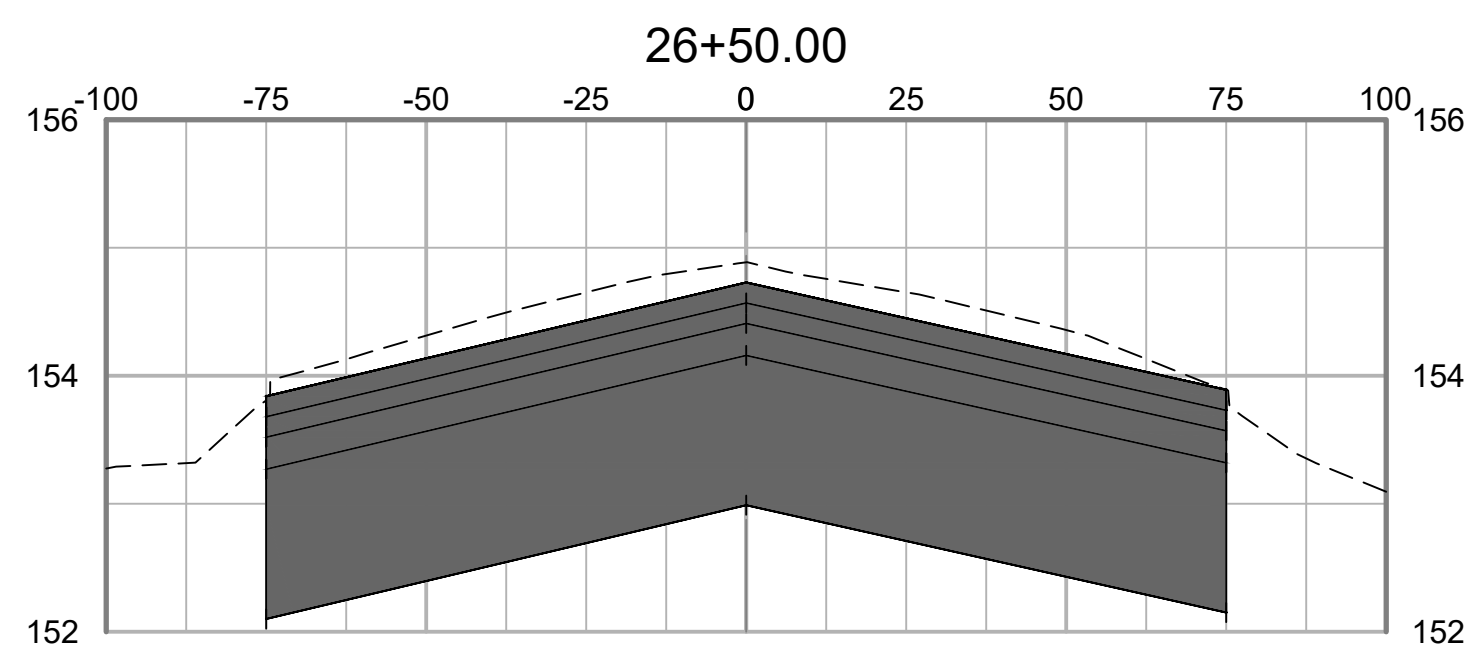
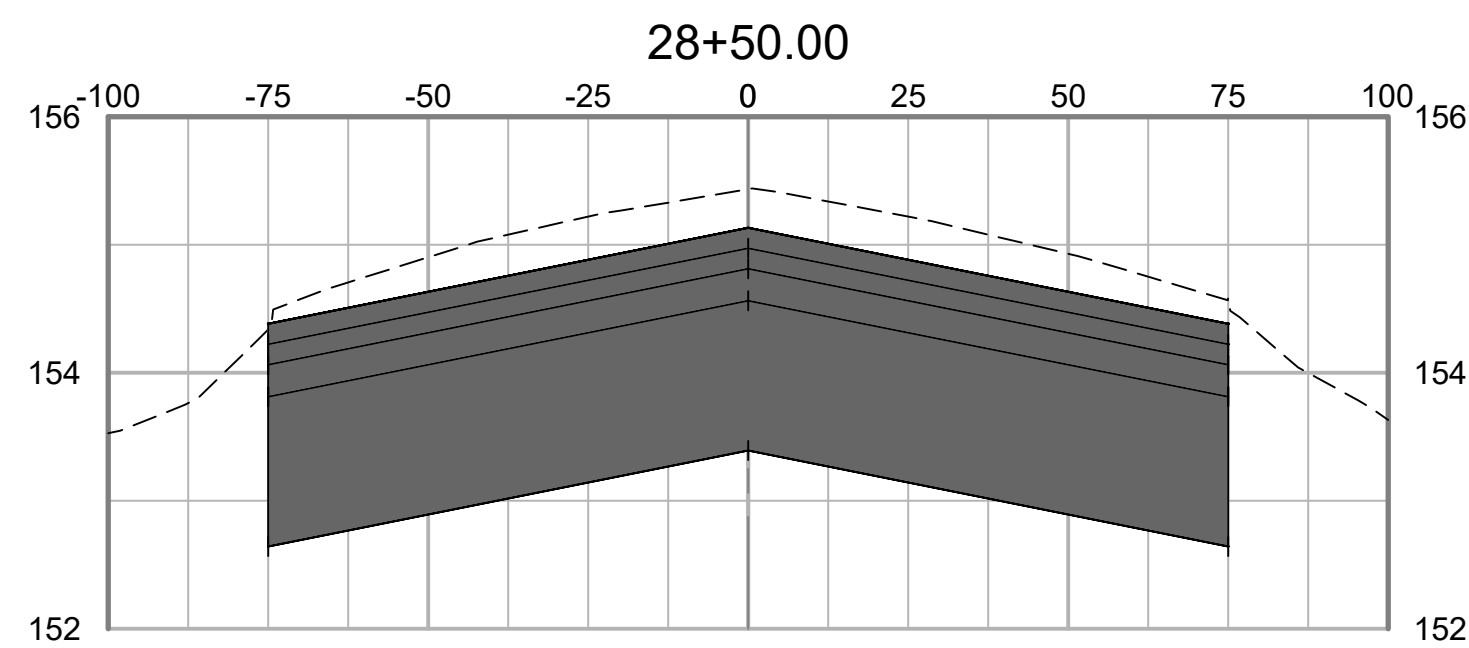
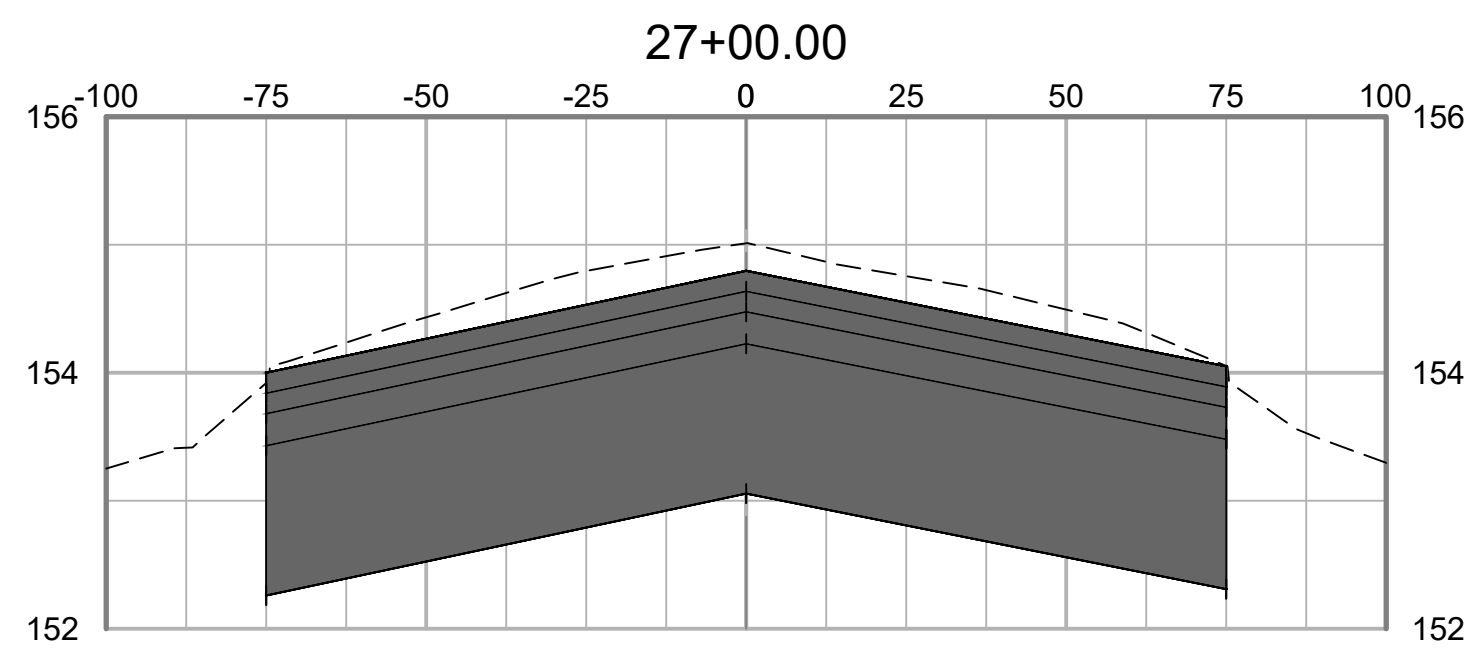


JOB NO.:	10006795
DESIGNED:	CDD
CHECKED:	DWS
DRAWN:	JSH
APPROVED:	CDD
SHEET NO.	C-609


Inches  
0  
1/2  
1  
4



- GRADING SECTION KEY NOTES:
- A EXISTING TURF SHOULDER
  - B SEE DETAIL 1, SHT C-501 FOR CROSS-SLOPES
  - C EXISTING RUNWAY SURFACE
  - D 2-2" LIFTS P-401 ASPHALT SURFACE COURSE
  - E 1-3" LIFT P-401 ASPHALT BASE COURSE
  - F 14" P-207 IN- PLACE FOR BASE



NO.	DATE	ISSUED FOR	REV. BY	DATE	DESC. OF REVISIONS
4	CDD 3/29/2020	ISSUED FOR BID			
3	CDD 2/27/2020	95% DESIGN REVIEW MEETING			
2	CDD 12/17/2019	60% DESIGN REVIEW MEETING			
1	CDD 10/16/2019	30% DESIGN REVIEW MEETING			



ISSUED FOR BID  
NOT FOR CONSTRUCTION



CLIENT: **TUSCALOOSA NATIONAL AIRPORT**

PROJECT: **RECONSTRUCT RUNWAY 4-22**

SHEET TITLE: **CROSS SECTIONS - SHEET 10**

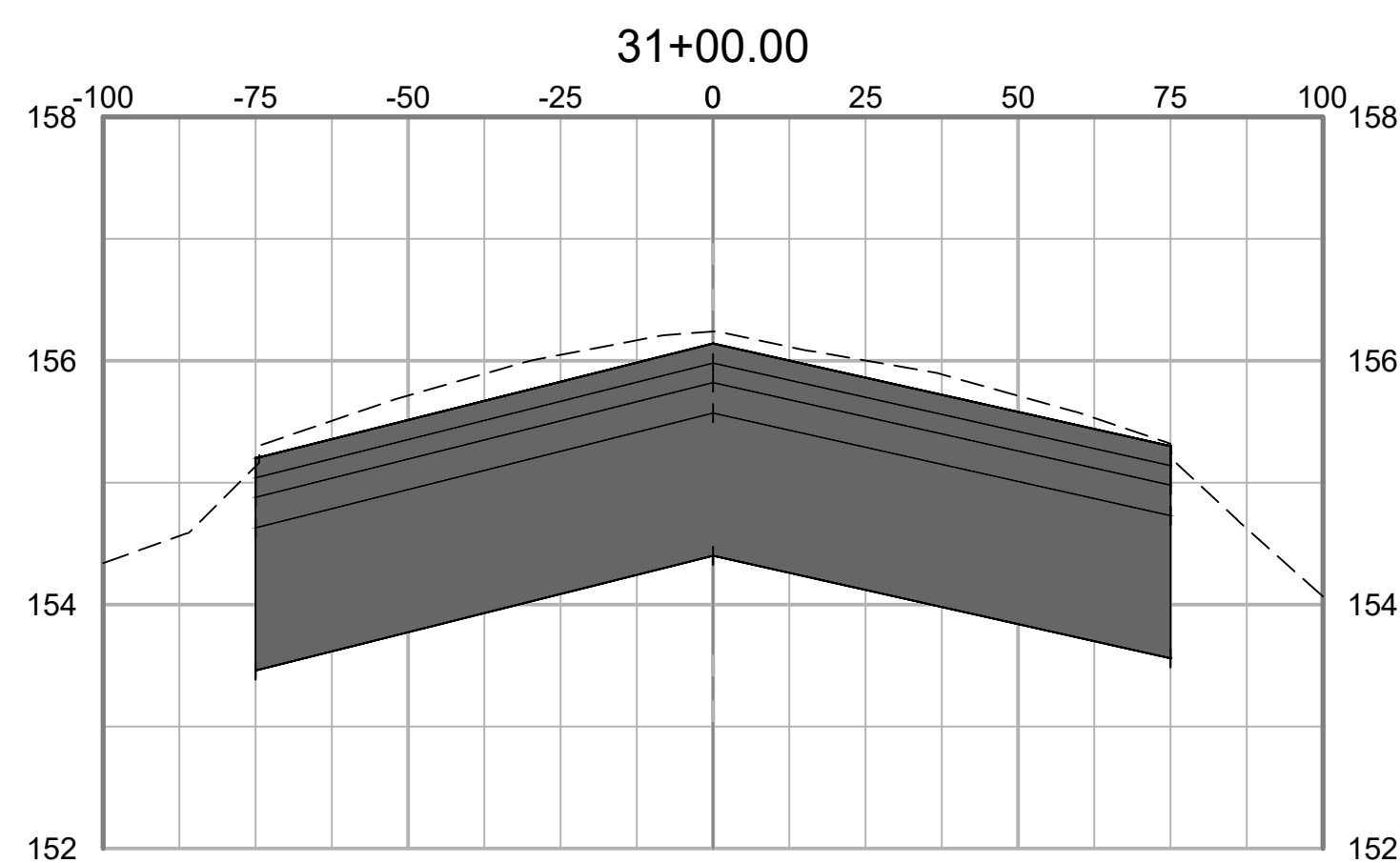
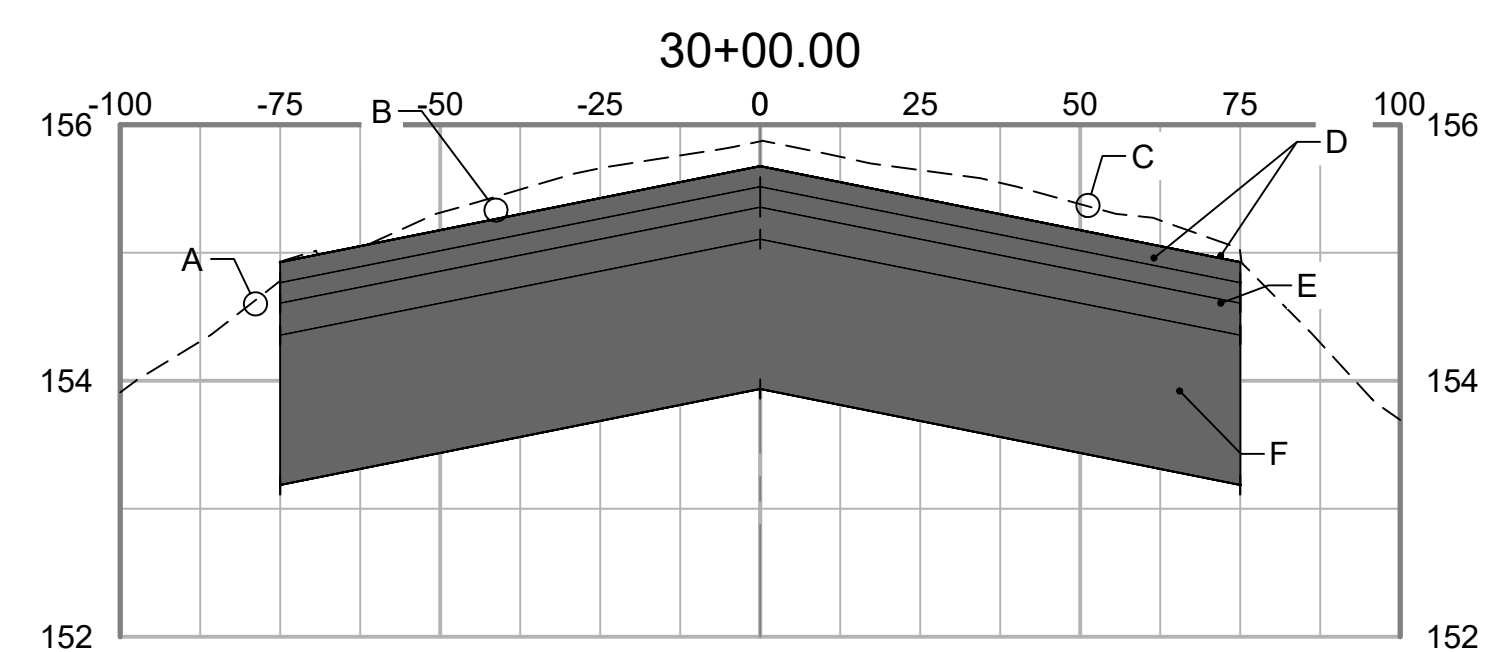


JOB NO.:	100066795
DESIGNED:	CDD
CHECKED:	DWS
DRAWN:	JSH
APPROVED:	CDD
SHEET NO.:	C-610

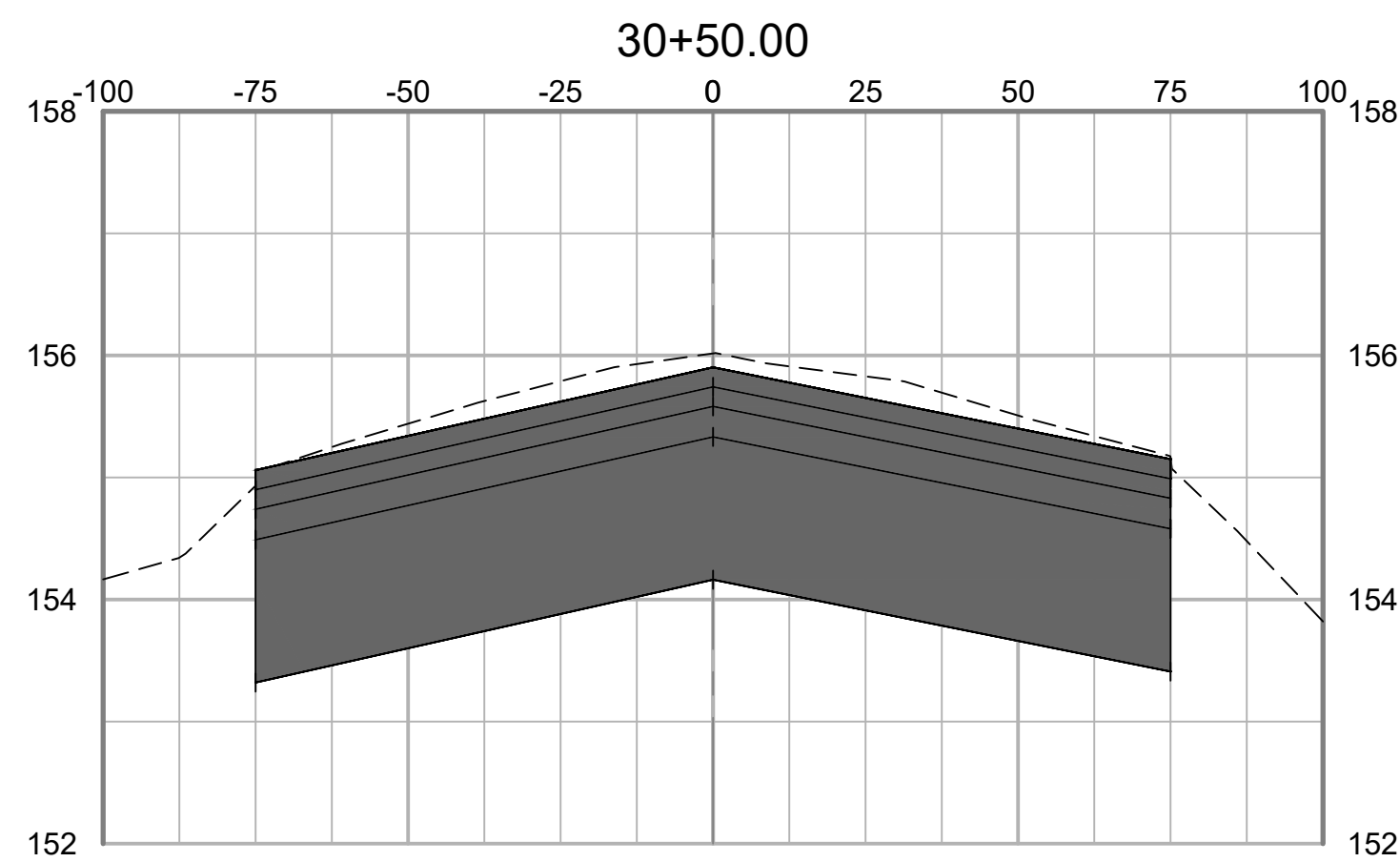
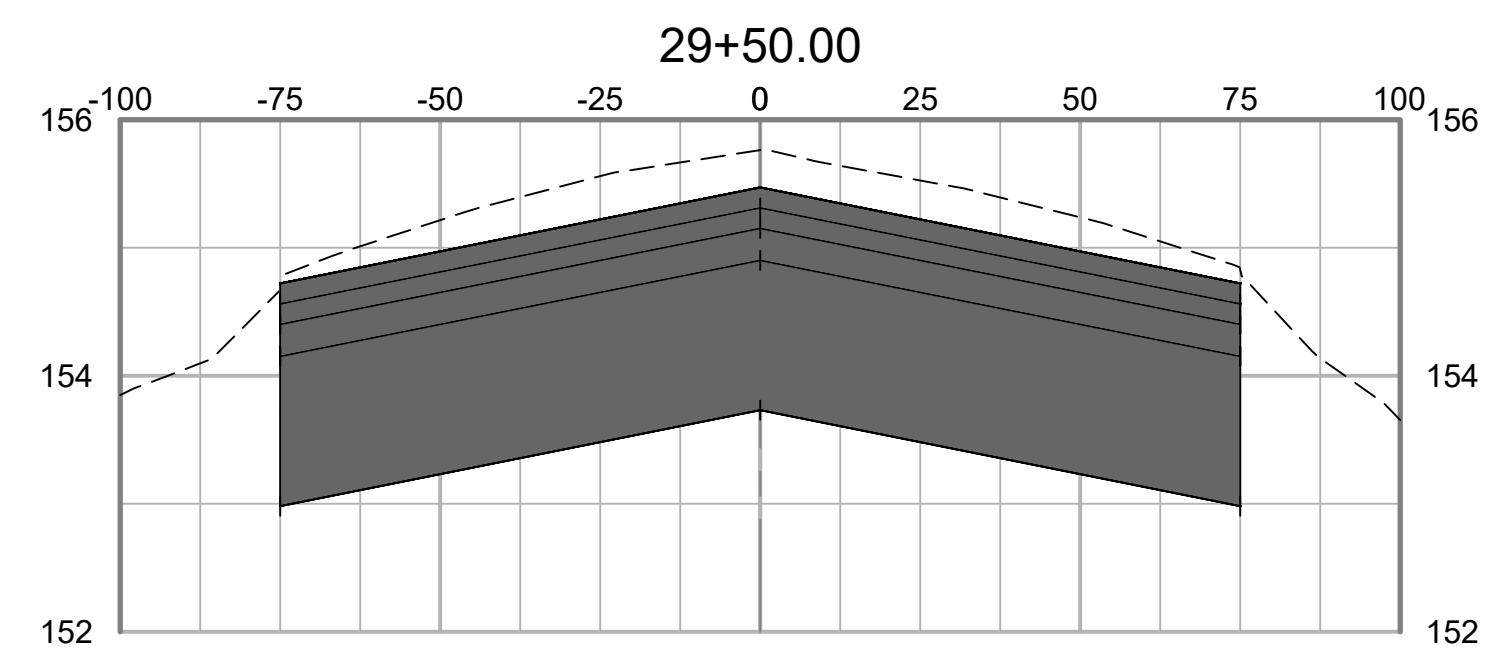
PLOT DATE: 3/27/2020 4:51 PM  
FILE NAME: S:\0-FCL\100066795 Runway 4-22 Rehab Design\DWG\C-601 Runway Cross Sections REV 1232019.dwg



Inches  
0 1/4 1 4




- GRADING SECTION KEY NOTES:
- A EXISTING TURF SHOULDER
  - B SEE DETAIL 1, SHT C-501 FOR CROSS-SLOPES
  - C EXISTING RUNWAY SURFACE
  - D 2-2" LIFTS P-401 ASPHALT SURFACE COURSE
  - E 1-3" LIFT P-401 ASPHALT BASE COURSE
  - F 14" P-207 IN- PLACE FOR BASE




PLOT DATE: 3/27/2020 4:51 PM  
FILE NAME: S:\D:\TCL1\10006795\Runway 4-22 Rehab Design\DWG\C-601 Runway Cross Sections REV1232019.dwg

NO.	ISSUED FOR	DATE	REV. BY	DATE	DESC. OF REVISIONS
4	CDD	3/29/2020			ISSUED FOR BID
3	CDD	2/27/2020			95% DESIGN REVIEW MEETING
2	CDD	12/17/2019			60% DESIGN REVIEW MEETING
1	CDD	10/16/2019			30% DESIGN REVIEW MEETING



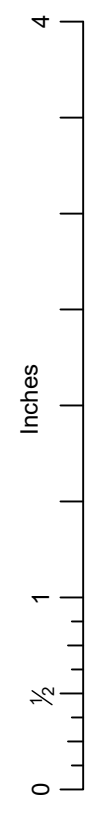
ISSUED FOR BID  
NOT FOR CONSTRUCTION



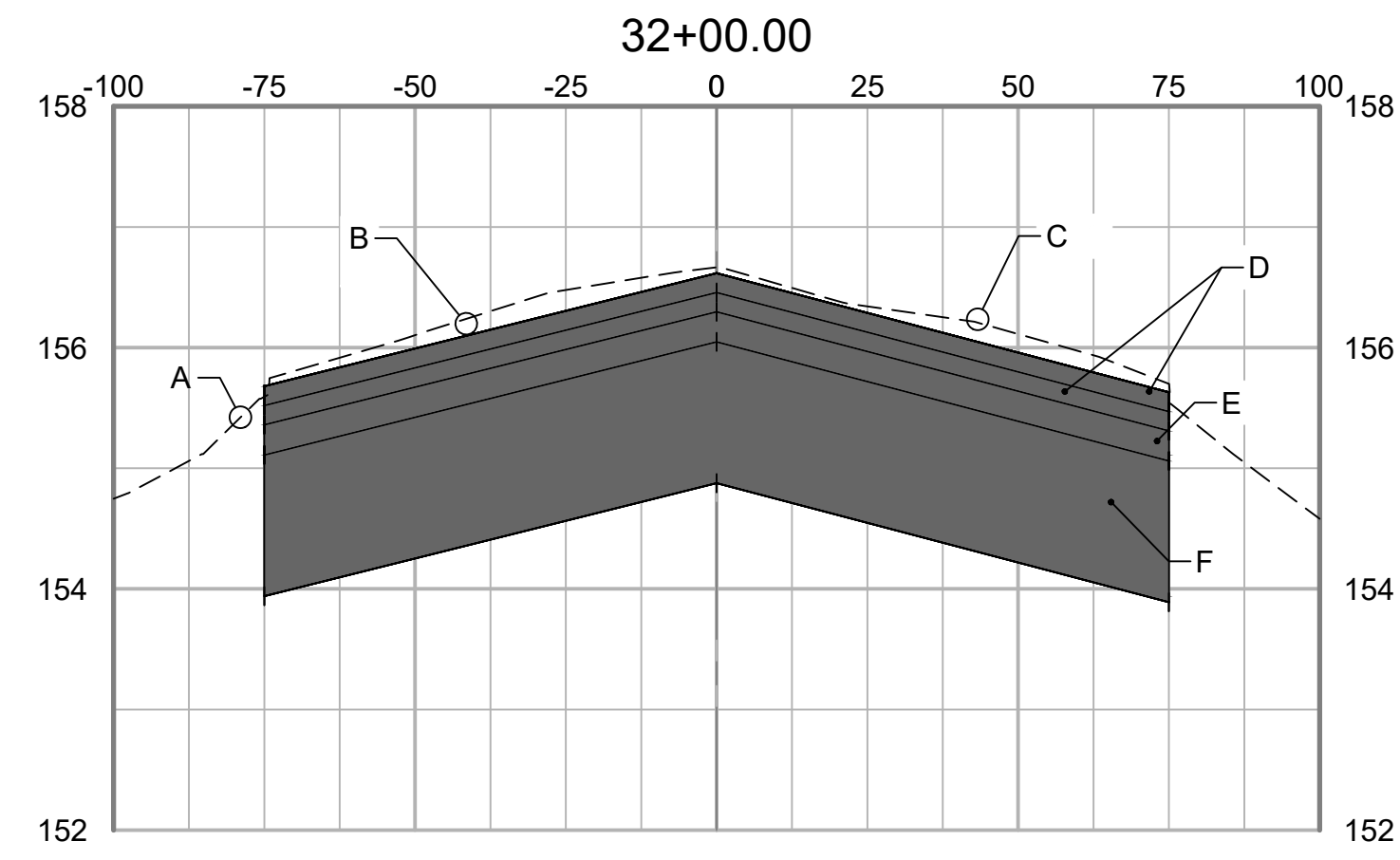
CLIENT: **TUSCALOOSA NATIONAL AIRPORT**  
 PROJECT: **RECONSTRUCT RUNWAY 4-22**  
 SHEET TITLE: **CROSS SECTIONS - SHEET 11**



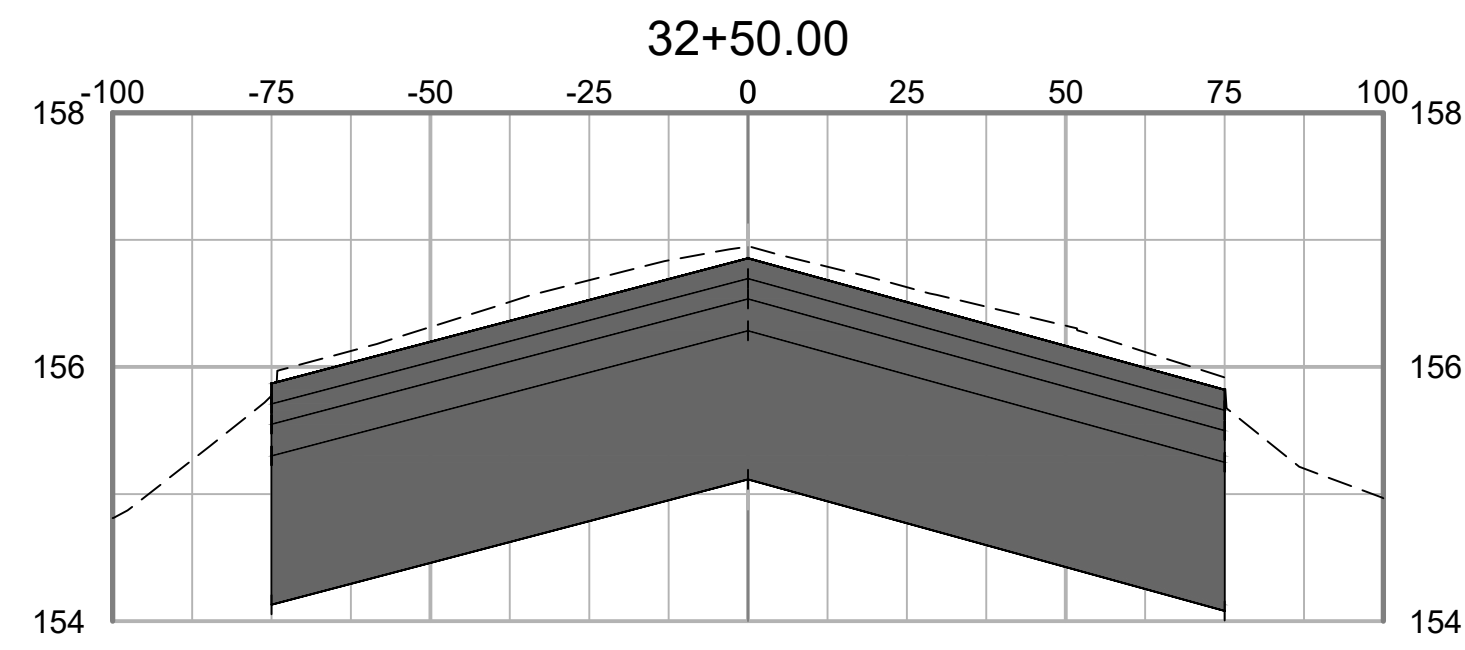
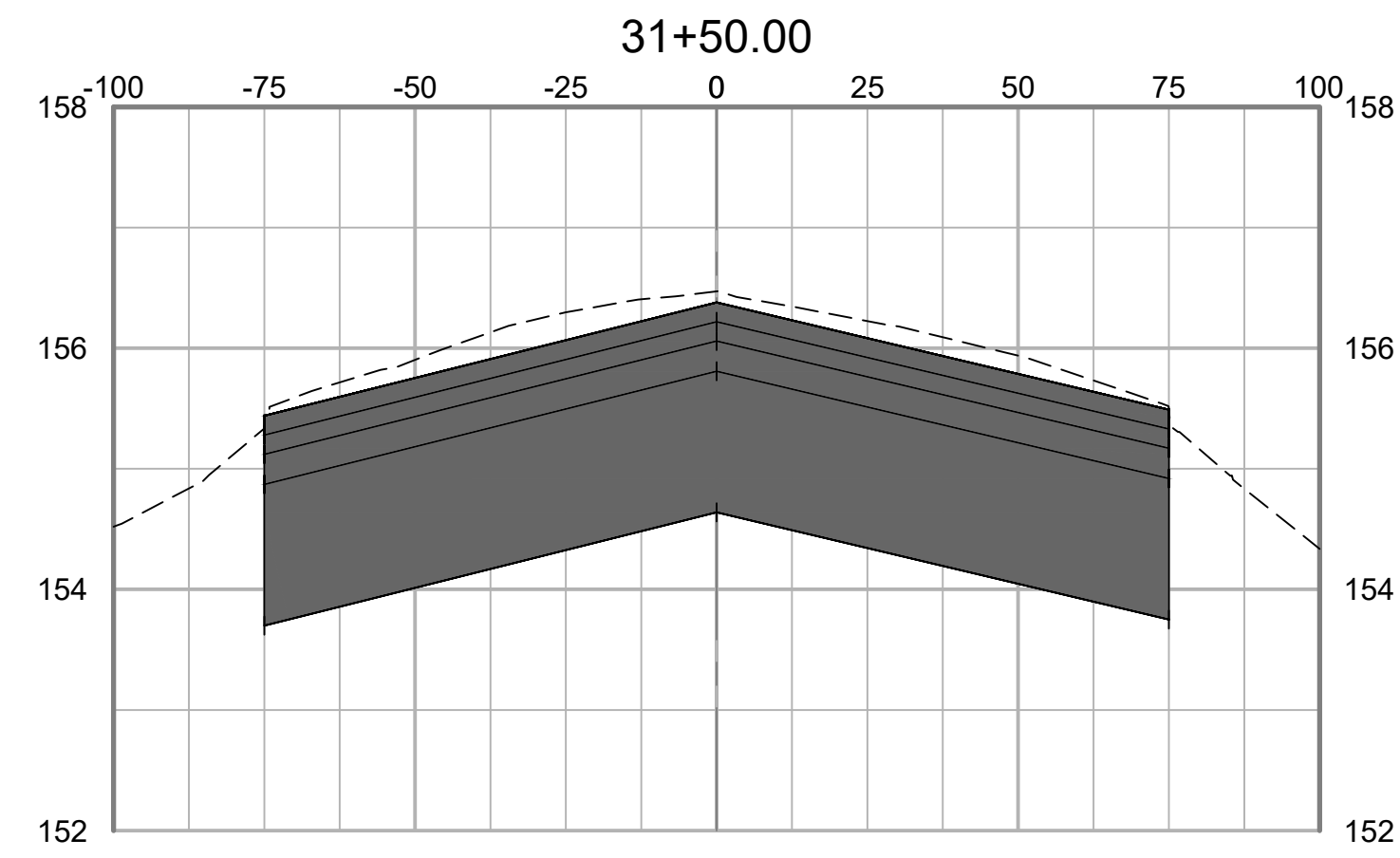
JOB NO.:	10006795
DESIGNED:	CDD
CHECKED:	DWS
DRAWN:	JSH
APPROVED:	CDD
SHEET NO.:	C-611




PLOT DATE: 3/27/2020 4:52 PM  
 FILE NAME: S:\TCLL10006795 Runway 4-22 Rehab Design\DWG\C-601 Runway Cross Sections REV 1232019.dwg



- GRADING SECTION KEY NOTES:
- A EXISTING TURF SHOULDER
  - B SEE DETAIL 1, SHT C-501 FOR CROSS-SLOPES
  - C EXISTING RUNWAY SURFACE
  - D 2-2" LIFTS P-401 ASPHALT SURFACE COURSE
  - E 1-3" LIFT P-401 ASPHALT BASE COURSE
  - F 14" P-207 IN- PLACE FOR BASE



ISSUED FOR	DATE	REV	DATE	DESC. OF REVISIONS
ISSUED FOR BID	3/29/2020	4		
95% DESIGN REVIEW MEETING	2/27/2020	3		
60% DESIGN REVIEW MEETING	12/17/2019	2		
30% DESIGN REVIEW MEETING	10/16/2019	1		



ISSUED FOR BID  
 NOT FOR CONSTRUCTION



CLIENT: **TUSCALOOSA NATIONAL AIRPORT**  
 PROJECT: **RECONSTRUCT RUNWAY 4-22**  
 SHEET TITLE: **CROSS SECTIONS - SHEET 12**

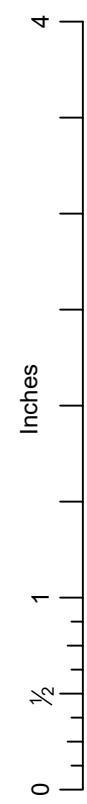
**SNC-LAVALIN** **ATKINS**  
Member of Jacobs Group

CORPORATE OFFICE: 450 W. BOY SCOTT BLVD. TAMPA, FL 33607  
 FPRP CERTIFICATE OF AUTHORIZATION NO.24

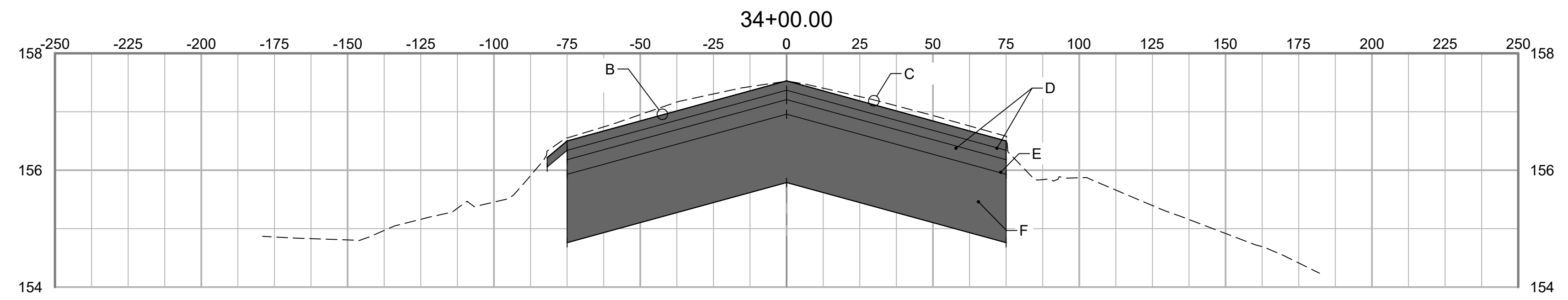
LOCAL OFFICE: 404 BVA DRIVE, STE 600 NASHVILLE, TN 37217  
 TEL: 615.399.0286 FAX: 615.399.0283  
 WWW.ATKINSGLOBAL.COM

JOB NO.: 10006795  
 DESIGNED: CDD CHECKED: DWS  
 DRAWN: JSH APPROVED: CDD  
 SHEET NO. **C-612** REV

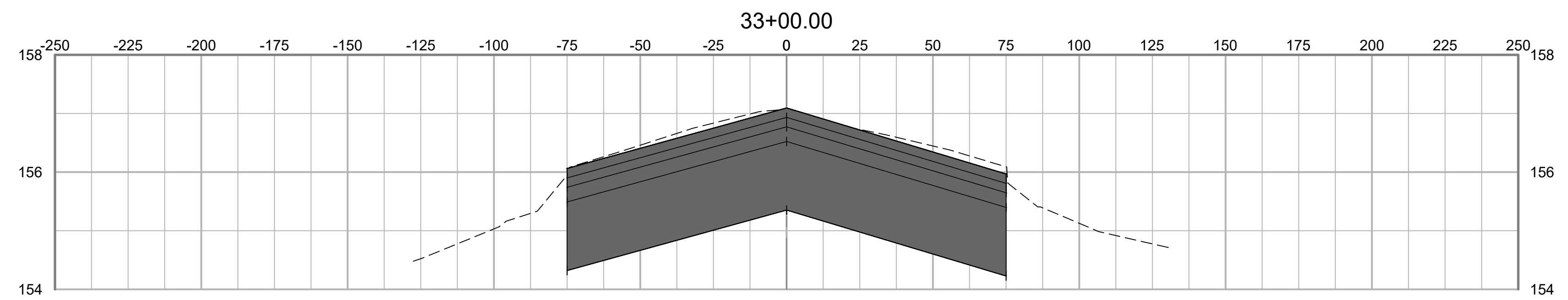
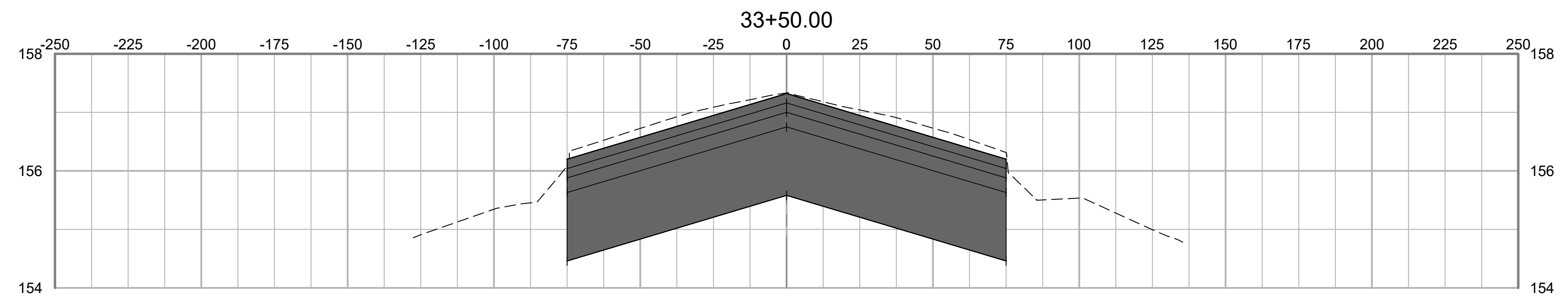





PLOT DATE: 3/27/2020 4:52 PM  
 FILE NAME: S:\C-TCL\10006795 Runway 4-22 Rehab Design\DWG\C-601 Runway Cross Sections REV 12/30/19.dwg



- GRADING SECTION KEY NOTES:
- A EXISTING TURF SHOULDER
  - B SEE DETAIL 1, SHT C-501 FOR CROSS-SLOPES
  - C EXISTING RUNWAY SURFACE
  - D 2-2" LIFTS P-401 ASPHALT SURFACE COURSE
  - E 1-3" LIFT P-401 ASPHALT BASE COURSE
  - F 14" P-207 IN- PLACE FOR BASE



NO.	DATE	ISSUED FOR	DESC. OF REVISIONS
4	3/29/2020	ISSUED FOR BID	
3	2/27/2020	95% DESIGN REVIEW MEETING	
2	12/17/2019	80% DESIGN REVIEW MEETING	
1	10/16/2019	30% DESIGN REVIEW MEETING	



ISSUED FOR BID  
 NOT FOR CONSTRUCTION



CLIENT: **TUSCALOOSA NATIONAL AIRPORT**

PROJECT: **RECONSTRUCT RUNWAY 4-22**

SHEET TITLE: **CROSS SECTIONS - SHEET 13**

**SNC-LAVALIN** **ATKINS**

CORPORATE OFFICE: 450 W. BOY SCOTT BLVD. TAMPA, FL 33607  
 FIRM CERTIFICATE OF AUTHORIZATION NO.24  
 WWW.ATKINSGLOBAL.COM

LOCAL OFFICE: 404 BVA DRIVE, STE 600 NASHVILLE, TN 37217  
 TEL: 615.399.0288 FAX: 615.399.0283

JOB NO.: 10006795

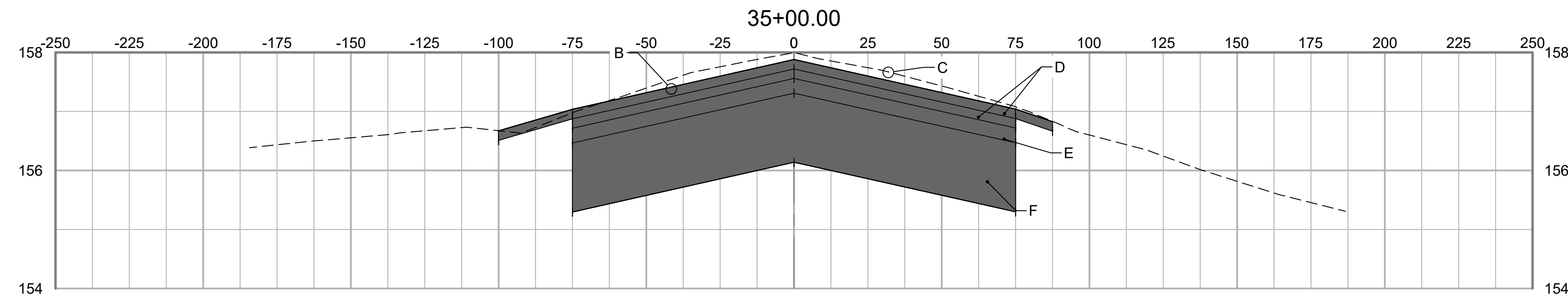
DESIGNED: CDD CHECKED: DWS

DRAWN: JSH APPROVED: CDD

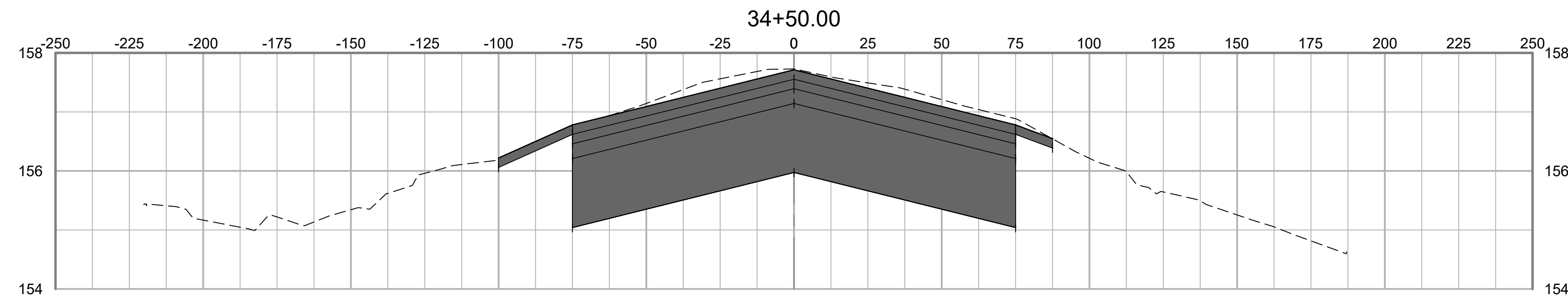
SHEET NO. **C-613** REV.




PLOT DATE: 3/27/2020 4:52 PM  
 FILE NAME: S:\0-TCL1\10066795 Runway 4-22 Rehab Design\DWG\C-601 Runway Cross Sections REV 1232019.dwg



- GRADING SECTION KEY NOTES:
- A EXISTING TURF SHOULDER
  - B SEE DETAIL 1, SHT C-501 FOR CROSS-SLOPES
  - C EXISTING RUNWAY SURFACE
  - D 2-2" LIFTS P-401 ASPHALT SURFACE COURSE
  - E 1-3" LIFT P-401 ASPHALT BASE COURSE
  - F 14" P-207 IN- PLACE FOR BASE



NO.	ISSUED FOR	DATE	REV. BY	DATE	DESC. OF REVISIONS
4	CDD	3/29/2020			ISSUED FOR BID
3	CDD	2/27/2020			95% DESIGN REVIEW MEETING
2	CDD	12/17/2019			80% DESIGN REVIEW MEETING
1	CDD	10/16/2019			30% DESIGN REVIEW MEETING



ISSUED FOR BID  
 NOT FOR CONSTRUCTION



CLIENT: **TUSCALOOSA NATIONAL AIRPORT**

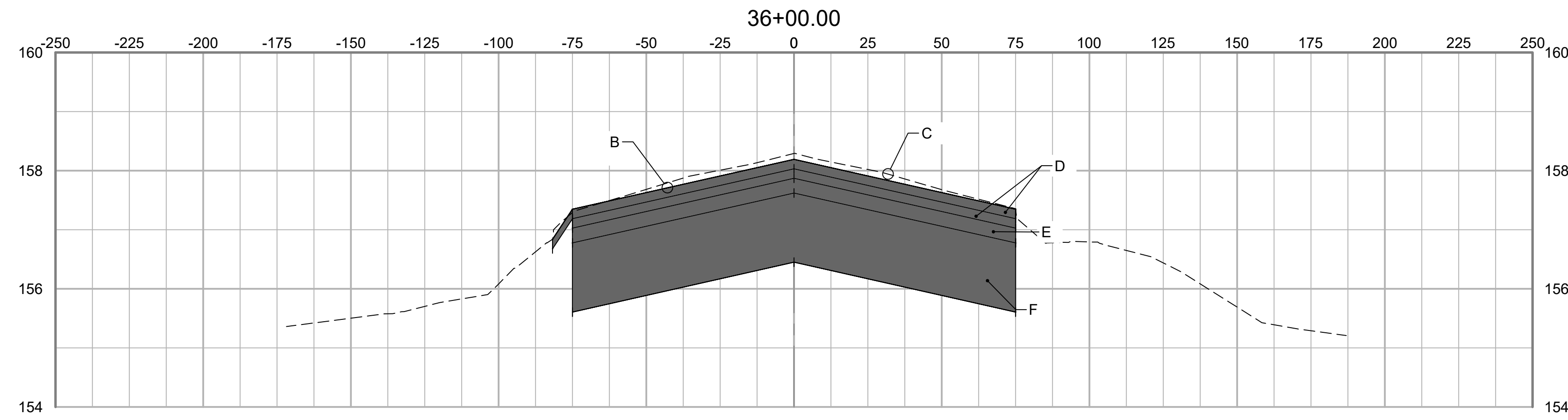
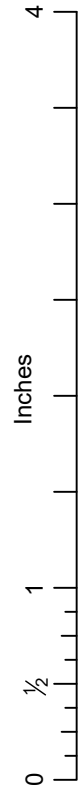
PROJECT: **RECONSTRUCT RUNWAY 4-22**

SHEET TITLE: **CROSS SECTIONS - SHEET 14**



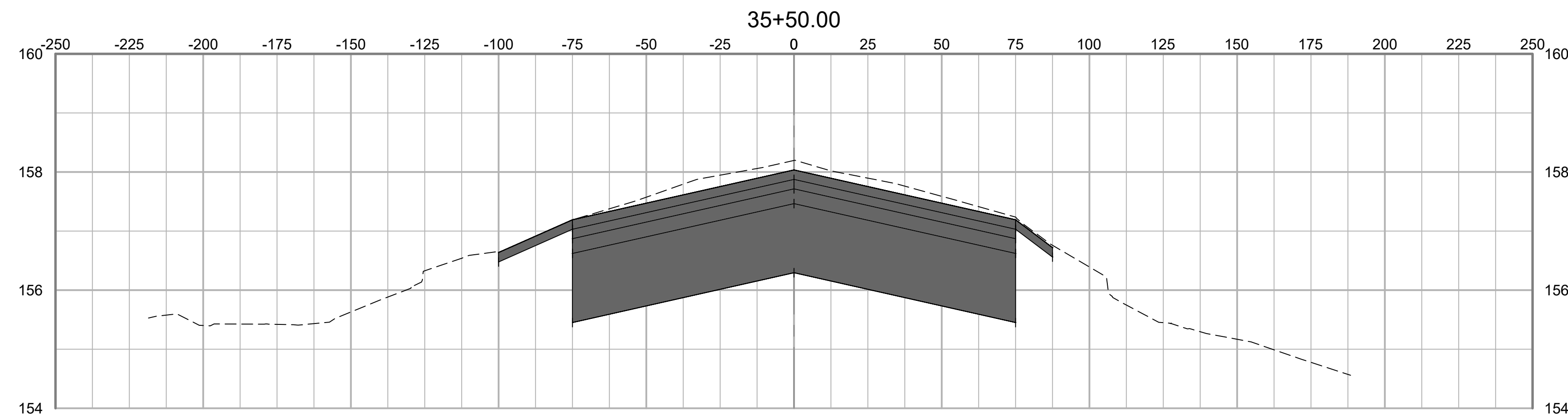
JOB NO.:	100066795
DESIGNED:	CDD
CHECKED:	DWS
DRAWN:	JSH
APPROVED:	CDD
SHEET NO.:	C-614





GRADING SECTION KEY NOTES:

- A EXISTING TURF SHOULDER
- B SEE DETAIL 1, SHT C-501 FOR CROSS-SLOPES
- C EXISTING RUNWAY SURFACE
- D 2-2" LIFTS P-401 ASPHALT SURFACE COURSE
- E 1-3" LIFT P-401 ASPHALT BASE COURSE
- F 14" P-207 IN- PLACE FOR BASE



NO.	DATE	ISSUED FOR	REV. BY	DATE	DESC. OF REVISIONS
4	3/29/2020	ISSUED FOR BID			
3	2/27/2020	95% DESIGN REVIEW MEETING			
2	12/17/2019	60% DESIGN REVIEW MEETING			
1	10/16/2019	30% DESIGN REVIEW MEETING			



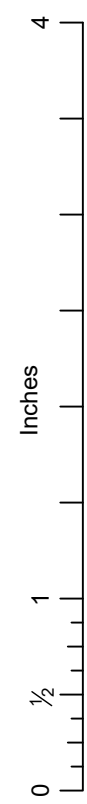
ISSUED FOR BID  
 NOT FOR CONSTRUCTION



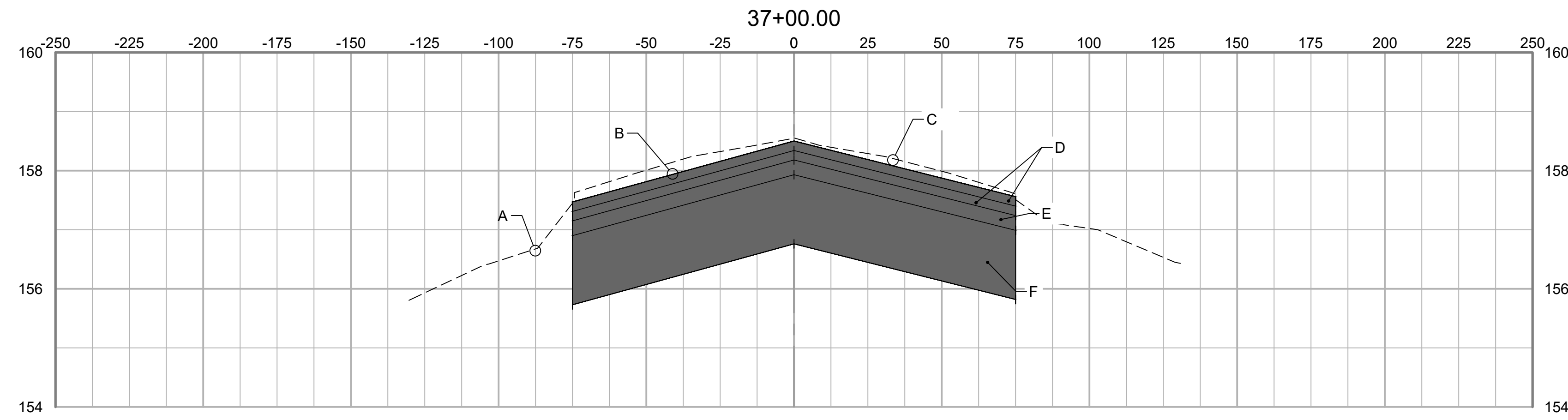
CLIENT: **TUSCALOOSA NATIONAL AIRPORT**  
 PROJECT: **RECONSTRUCT RUNWAY 4-22**  
 SHEET TITLE: **CROSS SECTIONS - SHEET 15**



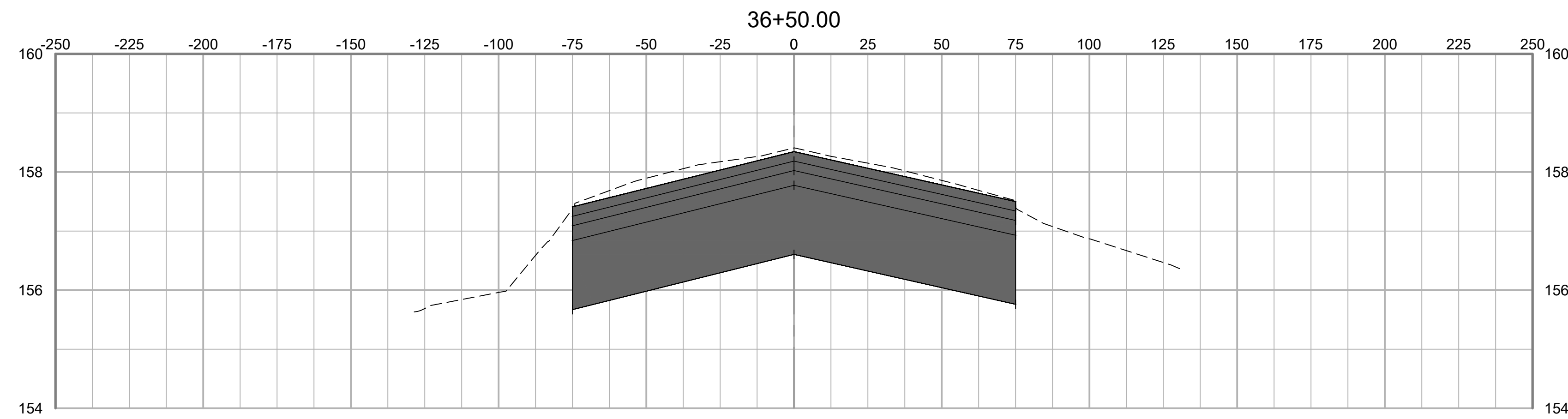
JOB NO.:	10006795
DESIGNED:	CDD
CHECKED:	DWS
DRAWN:	JSH
APPROVED:	CDD
SHEET NO.:	C-615



PLOT DATE: 3/27/2020 4:52 PM  
 FILE NAME: S:\0-TCL\10006795\Runway 4-22 Rehab Design\DWG\C-601 Runway Cross Sections REV 1232019.dwg



- GRADING SECTION KEY NOTES:
- A EXISTING TURF SHOULDER
  - B SEE DETAIL 1, SHT C-501 FOR CROSS-SLOPES
  - C EXISTING RUNWAY SURFACE
  - D 2-2" LIFTS P-401 ASPHALT SURFACE COURSE
  - E 1-3" LIFT P-401 ASPHALT BASE COURSE
  - F 14" P-207 IN- PLACE FOR BASE



NO.	DATE	ISSUED FOR	REV. BY	DATE	DESC. OF REVISIONS
4	3/29/2020	ISSUED FOR BID			
3	2/27/2020	95% DESIGN REVIEW MEETING			
2	CDD 12/17/2019	80% DESIGN REVIEW MEETING			
1	CDD 10/16/2019	30% DESIGN REVIEW MEETING			



ISSUED FOR BID  
 NOT FOR CONSTRUCTION



CLIENT: **TUSCALOOSA NATIONAL AIRPORT**  
 PROJECT: **RECONSTRUCT RUNWAY 4-22**  
 SHEET TITLE: **CROSS SECTIONS - SHEET 16**

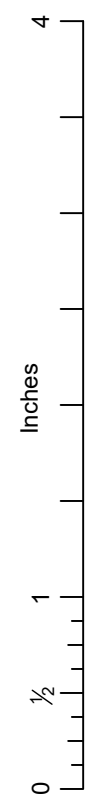
**SNC-LAVALIN** **ATKINS**  
Member of Jacobs Group

CORPORATE OFFICE: 450 W. BOY SCOTT BLVD. TAMPA, FL 33607  
 FSPR CERTIFICATE OF AUTHORIZATION NO.24  
 WWW.ATKINSGLOBAL.COM

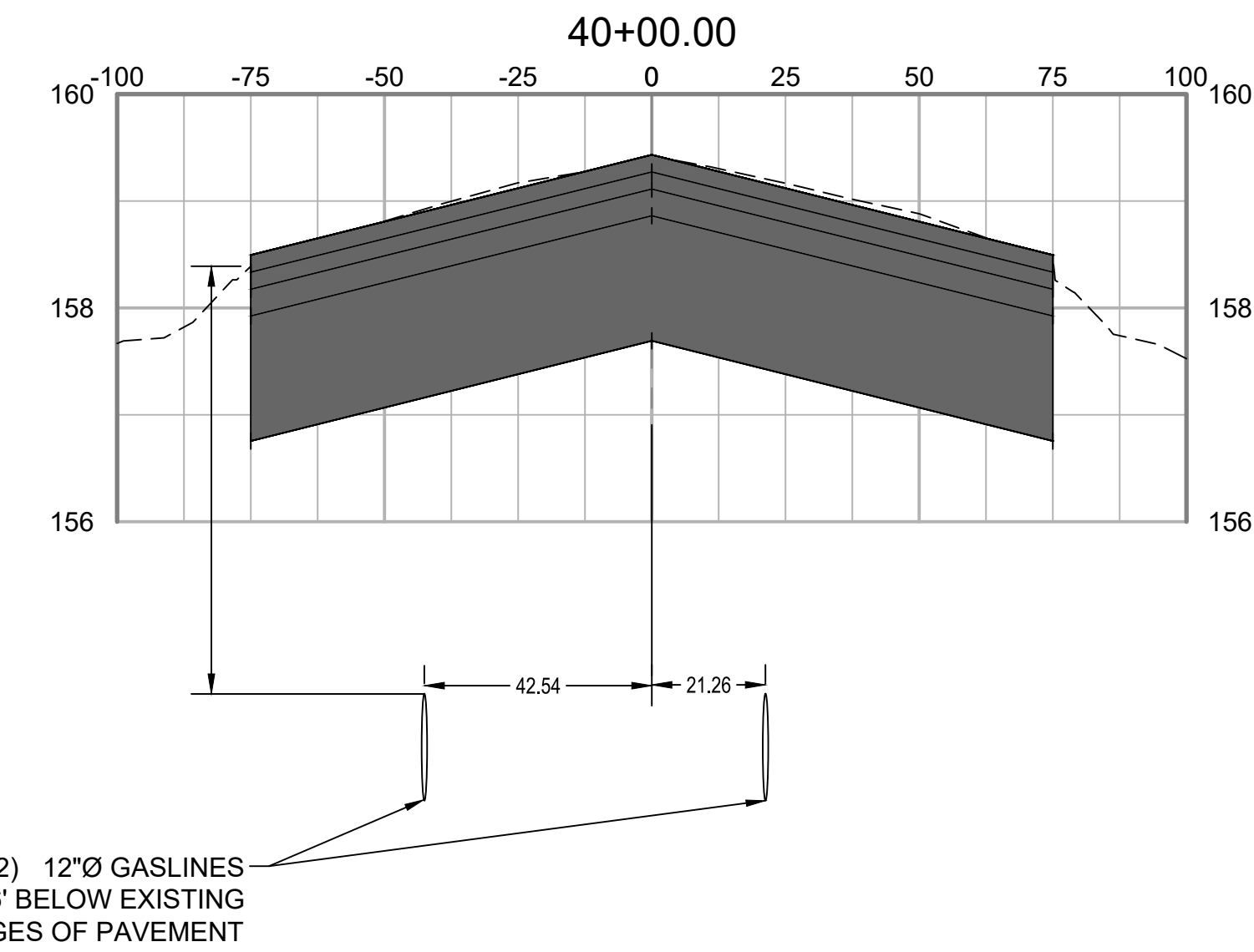
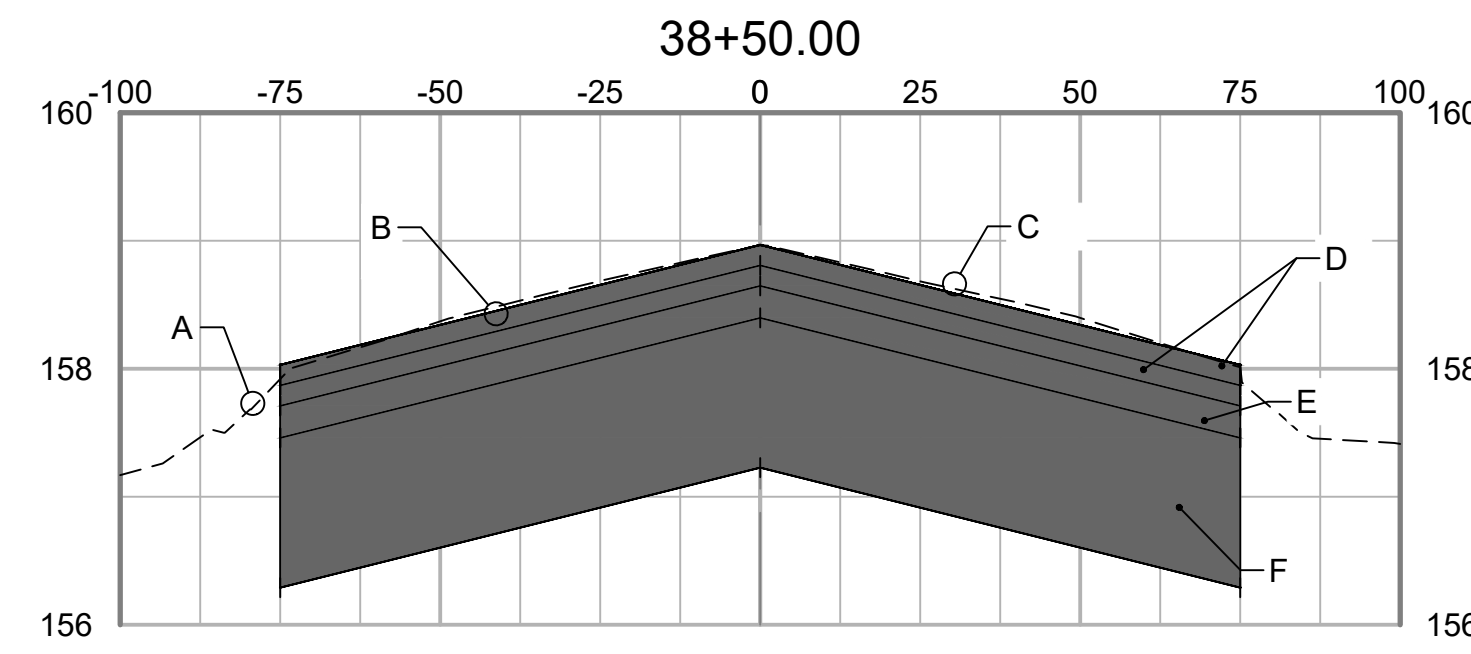
LOCAL OFFICE: 444 BNA DRIVE, STE 600 NASHVILLE, TN 37217  
 TEL: 615.399.0298 FAX: 615.399.0263

JOB NO.: 10006795  
 DESIGNED: CDD CHECKED: DWS  
 DRAWN: JSH APPROVED: CDD  
 SHEET NO. **C-616** REV.

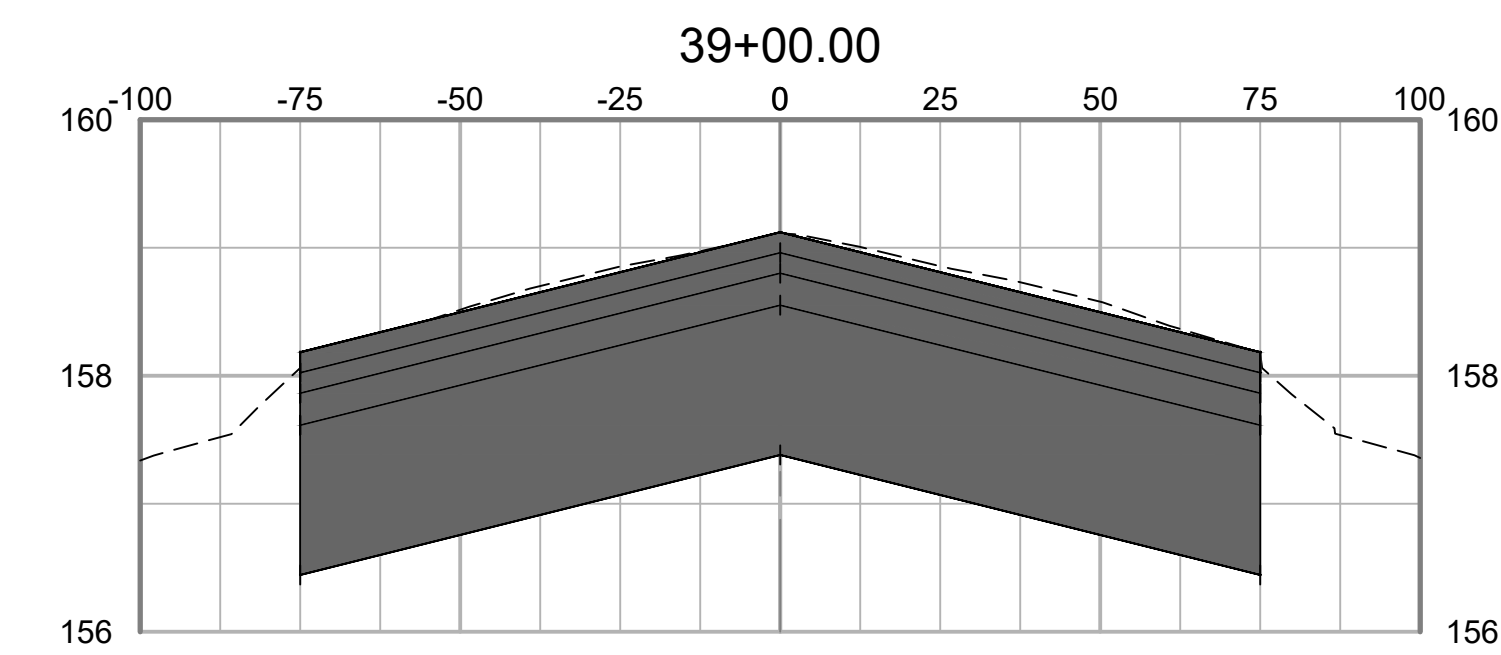
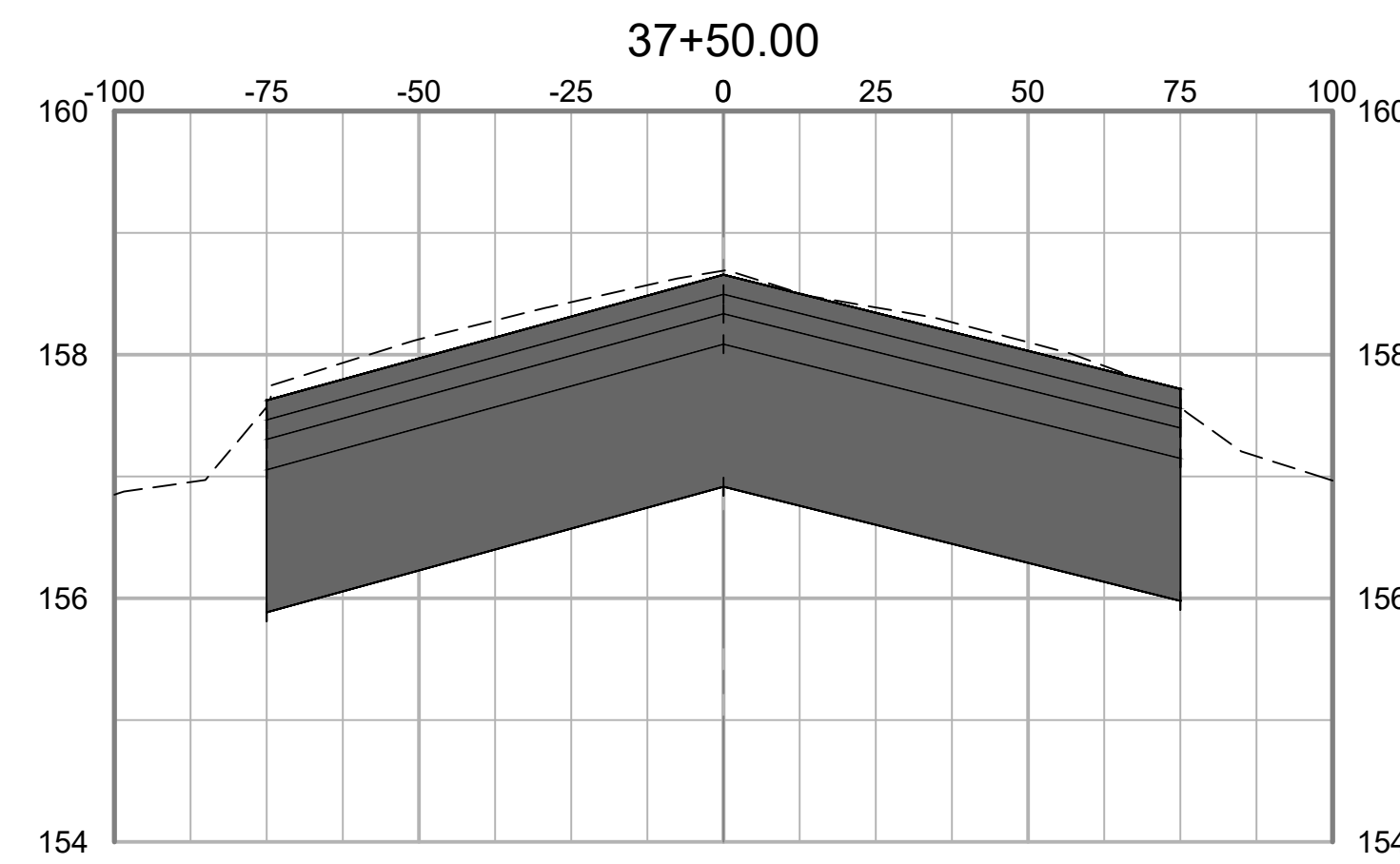
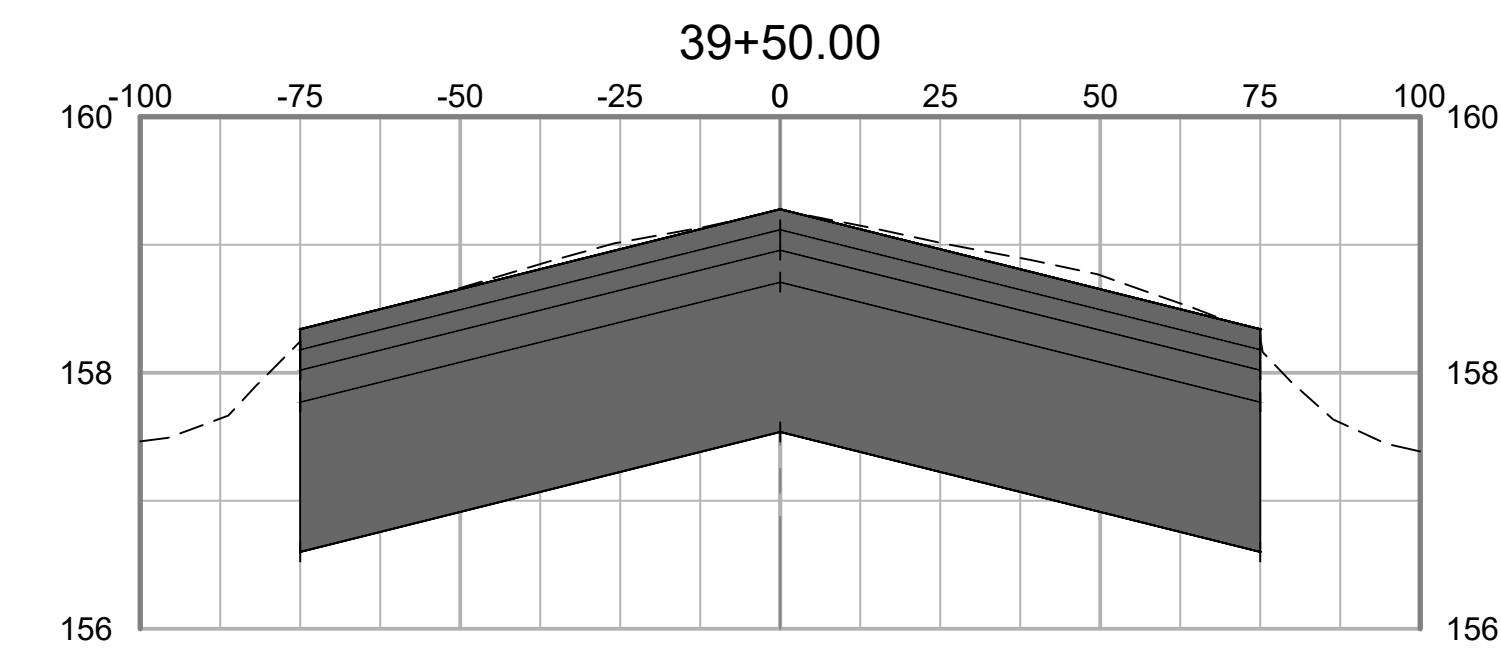
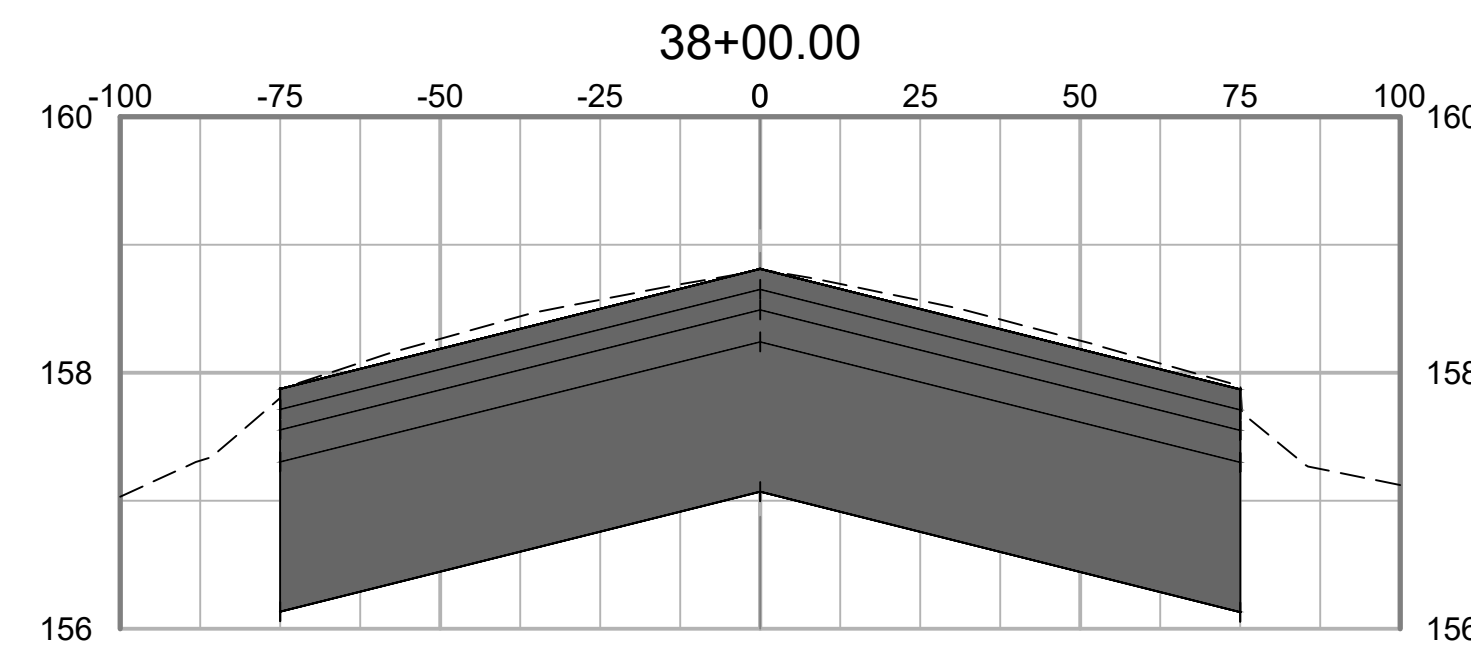





PLOT DATE: 3/27/2020 4:52 PM  
 FILE NAME: S:\0-TCL\10066795 Runway 4-22 Rehab Design\DWG\C-601 Runway Cross Sections REV 1232019.dwg



- GRADING SECTION KEY NOTES:
- A EXISTING TURF SHOULDER
  - B SEE DETAIL 1, SHT C-501 FOR CROSS-SLOPES
  - C EXISTING RUNWAY SURFACE
  - D 2-2" LIFTS P-401 ASPHALT SURFACE COURSE
  - E 1-3" LIFT P-401 ASPHALT BASE COURSE
  - F 14" P-207 IN- PLACE FOR BASE



NO.	DATE	ISSUED FOR	REV. BY	DATE	DESC. OF REVISIONS
4	CDD 3/29/2020	ISSUED FOR BID			
3	CDD 2/27/2020	95% DESIGN REVIEW MEETING			
2	CDD 12/17/2019	60% DESIGN REVIEW MEETING			
1	CDD 10/16/2019	30% DESIGN REVIEW MEETING			



ISSUED FOR BID  
 NOT FOR CONSTRUCTION



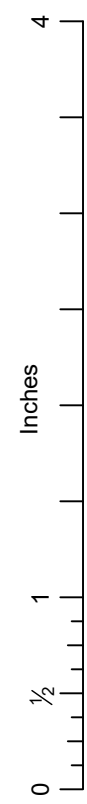
CLIENT: **TUSCALOOSA NATIONAL AIRPORT**  
 PROJECT: **RECONSTRUCT RUNWAY 4-22**  
 SHEET TITLE: **CROSS SECTIONS - SHEET 17**

**SNC-LAVALIN** **ATKINS**  
Member of Jacobs Group

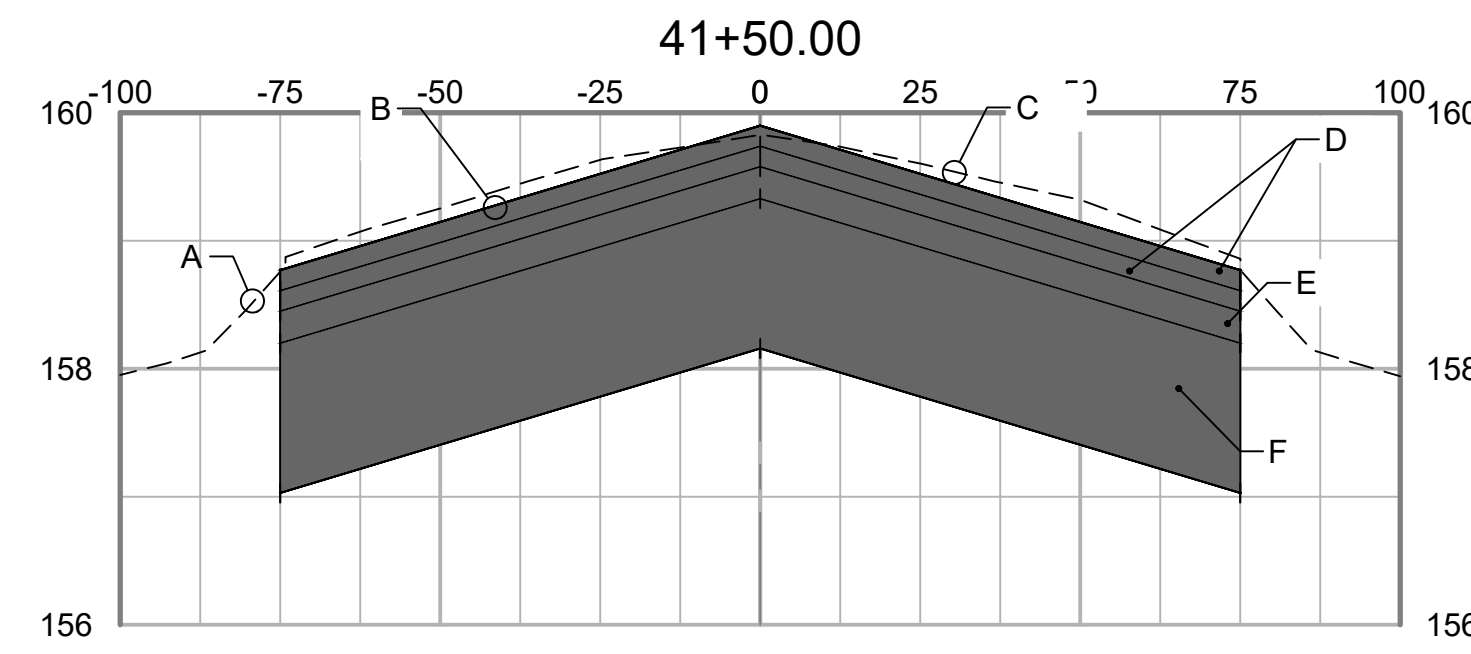
CORPORATE OFFICE: 450 W. BOY SCOTT BLVD. TAMPA, FL 33607  
 FPRK CERTIFICATE OF AUTHORIZATION NO.24  
 WWW.ATKINSGLOBAL.COM

LOCAL OFFICE: 404 BNA DRIVE, STE 600 NASHVILLE, TN 37217  
 TEL: 615.399.0298 FAX: 615.399.0293

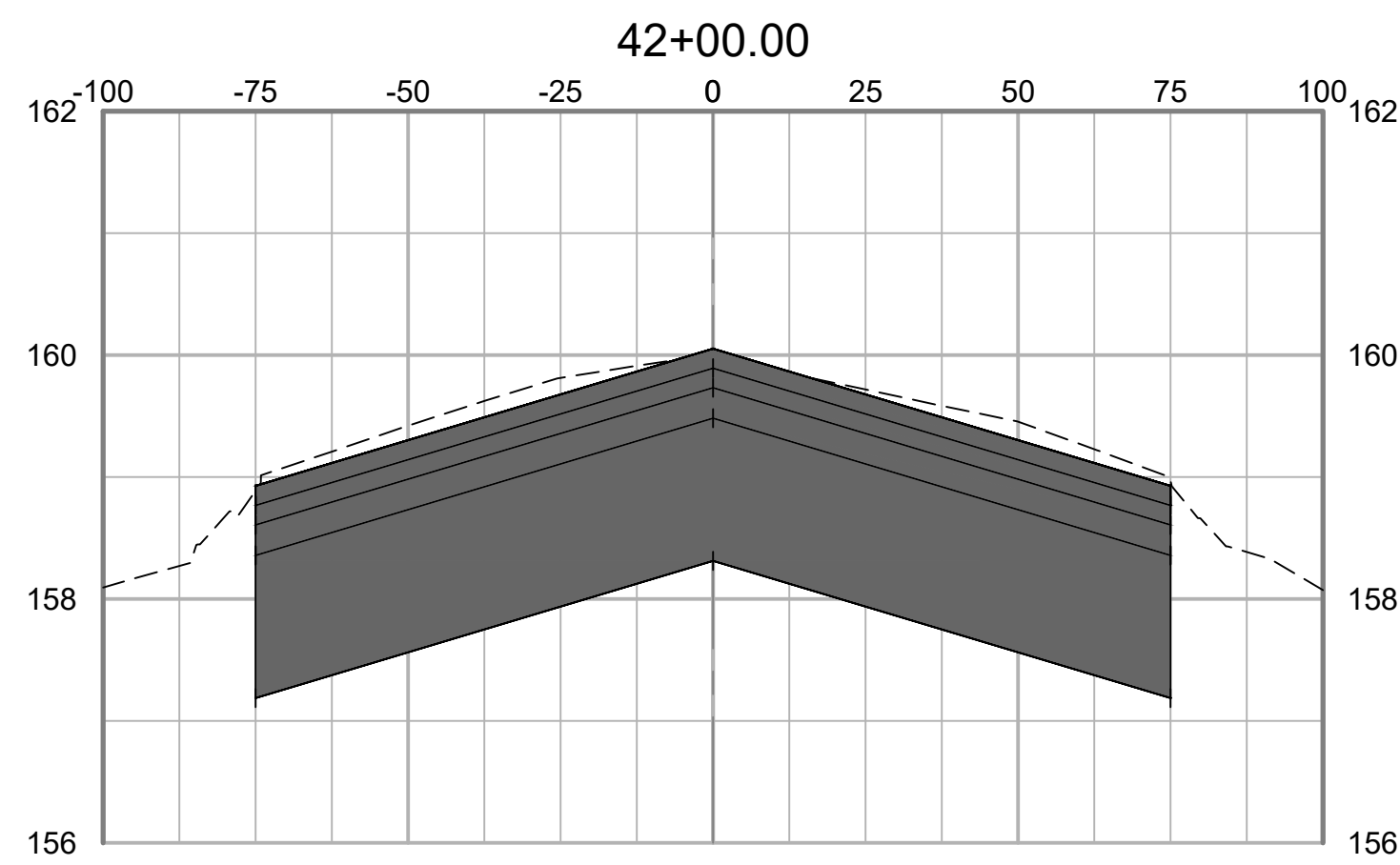
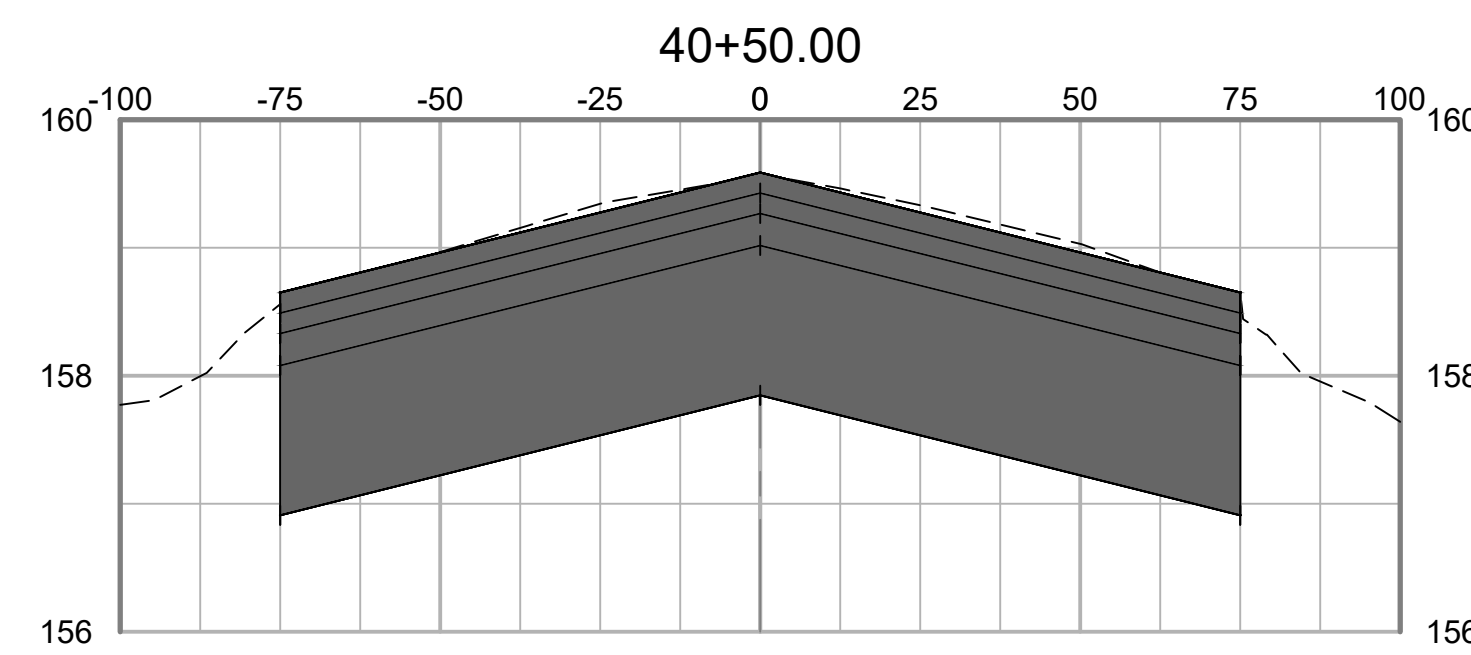
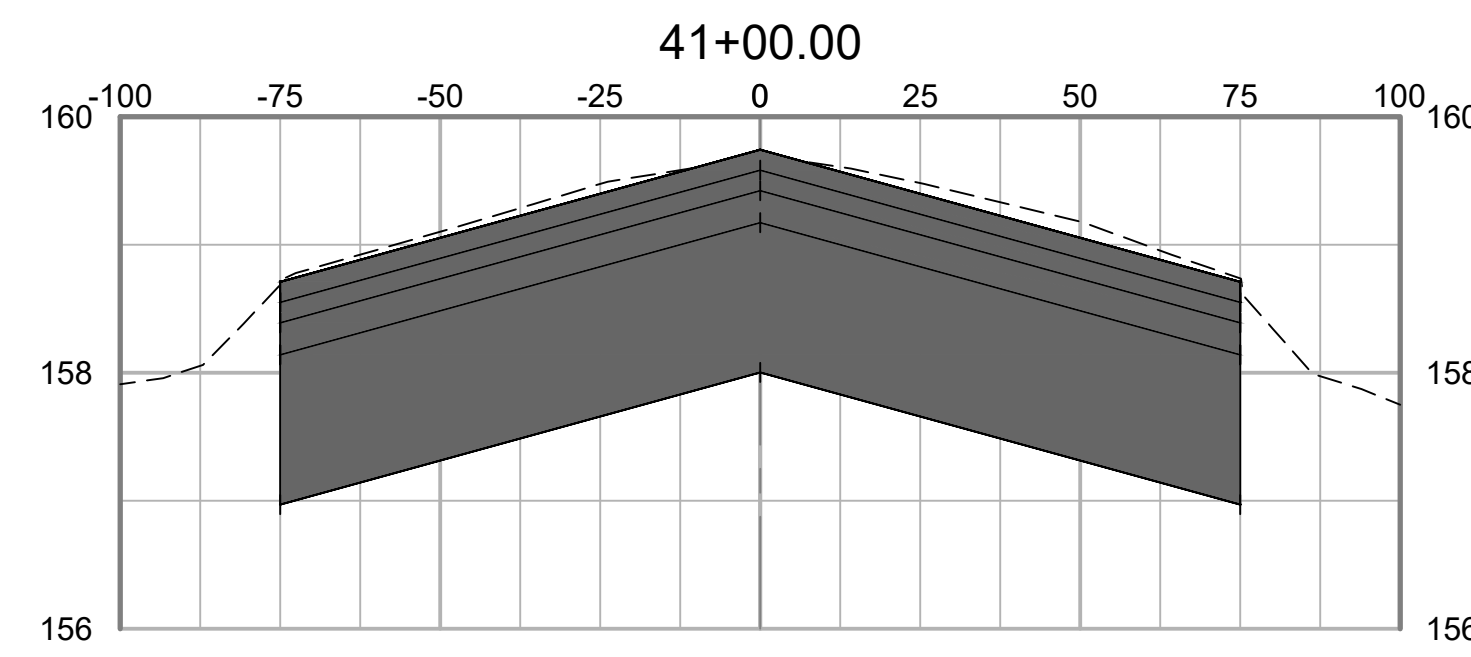
JOB NO.: 100066795  
 DESIGNED: CDD CHECKED: DWS  
 DRAWN: JSH APPROVED: CDD  
 SHEET NO. **C-617** REV.




PLOT DATE: 3/27/2020 4:58 PM  
 FILE NAME: S:\C-FL1\10066795 Runway 4-22 Rehab Design\DWG\C-601 Runway Cross Sections REV 1232019.dwg



- GRADING SECTION KEY NOTES:
- A EXISTING TURF SHOULDER
  - B SEE DETAIL 1, SHT C-501 FOR CROSS-SLOPES
  - C EXISTING RUNWAY SURFACE
  - D 2-2" LIFTS P-401 ASPHALT SURFACE COURSE
  - E 1-3" LIFT P-401 ASPHALT BASE COURSE
  - F 14" P-207 IN- PLACE FOR BASE



ISSUED FOR	DATE	REV	DATE	DESC. OF REVISIONS
ISSUED FOR BID	3/29/2020	4		
95% DESIGN REVIEW MEETING	2/27/2020	3		
60% DESIGN REVIEW MEETING	12/17/2019	2		
30% DESIGN REVIEW MEETING	10/16/2019	1		



ISSUED FOR BID  
 NOT FOR CONSTRUCTION



CLIENT: **TUSCALOOSA NATIONAL AIRPORT**  
 PROJECT: **RECONSTRUCT RUNWAY 4-22**  
 SHEET TITLE: **CROSS SECTIONS - SHEET 18**

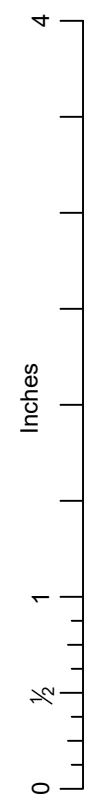
**SNC-LAVALIN** **ATKINS**  
Member of Jacobs Group

CORPORATE OFFICE: 450 W. BOY SCOTT BLVD. TAMPA, FL 33607  
 FPRP CERTIFICATE OF AUTHORIZATION NO.24  
 WWW.ATKINSGLOBAL.COM

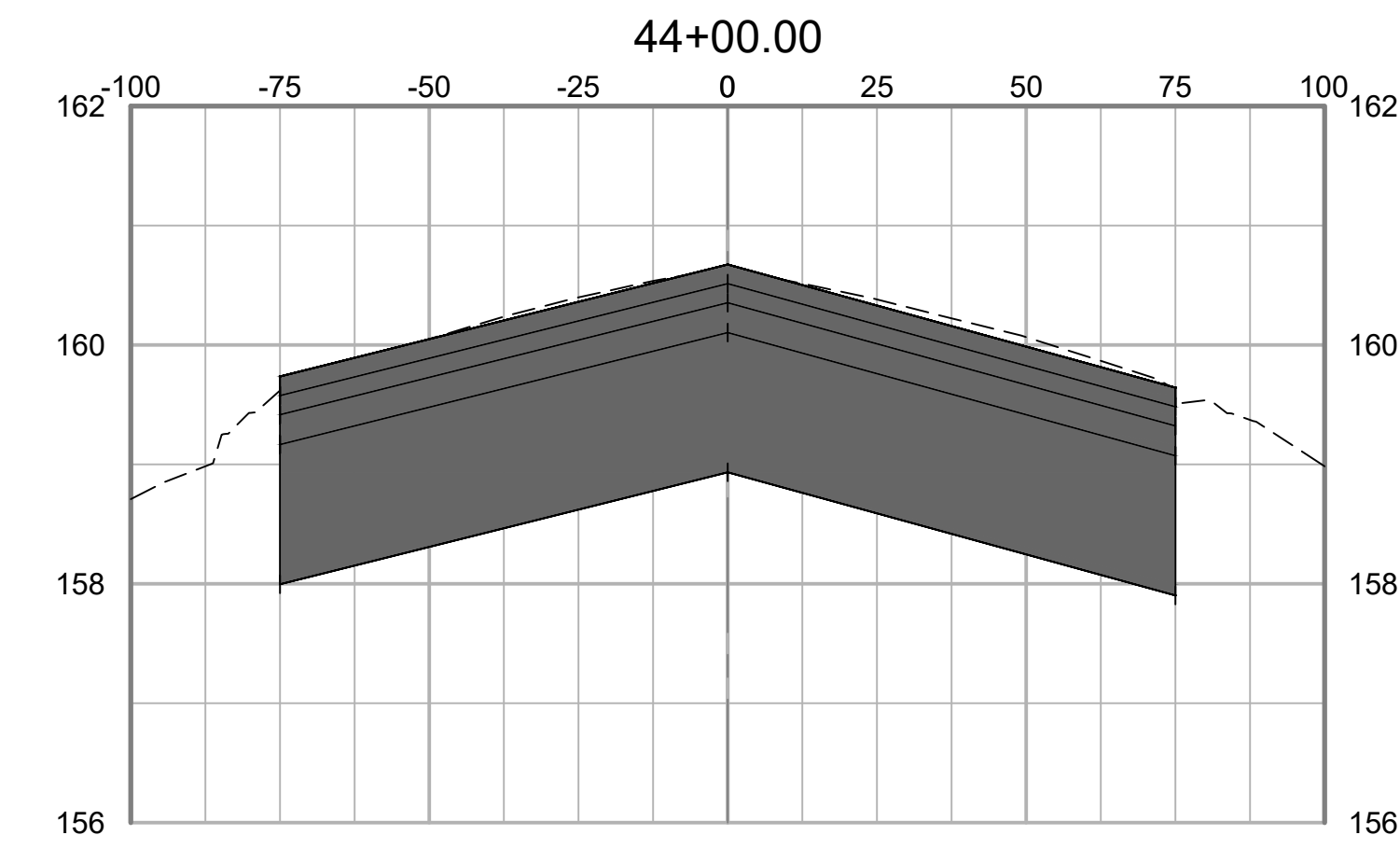
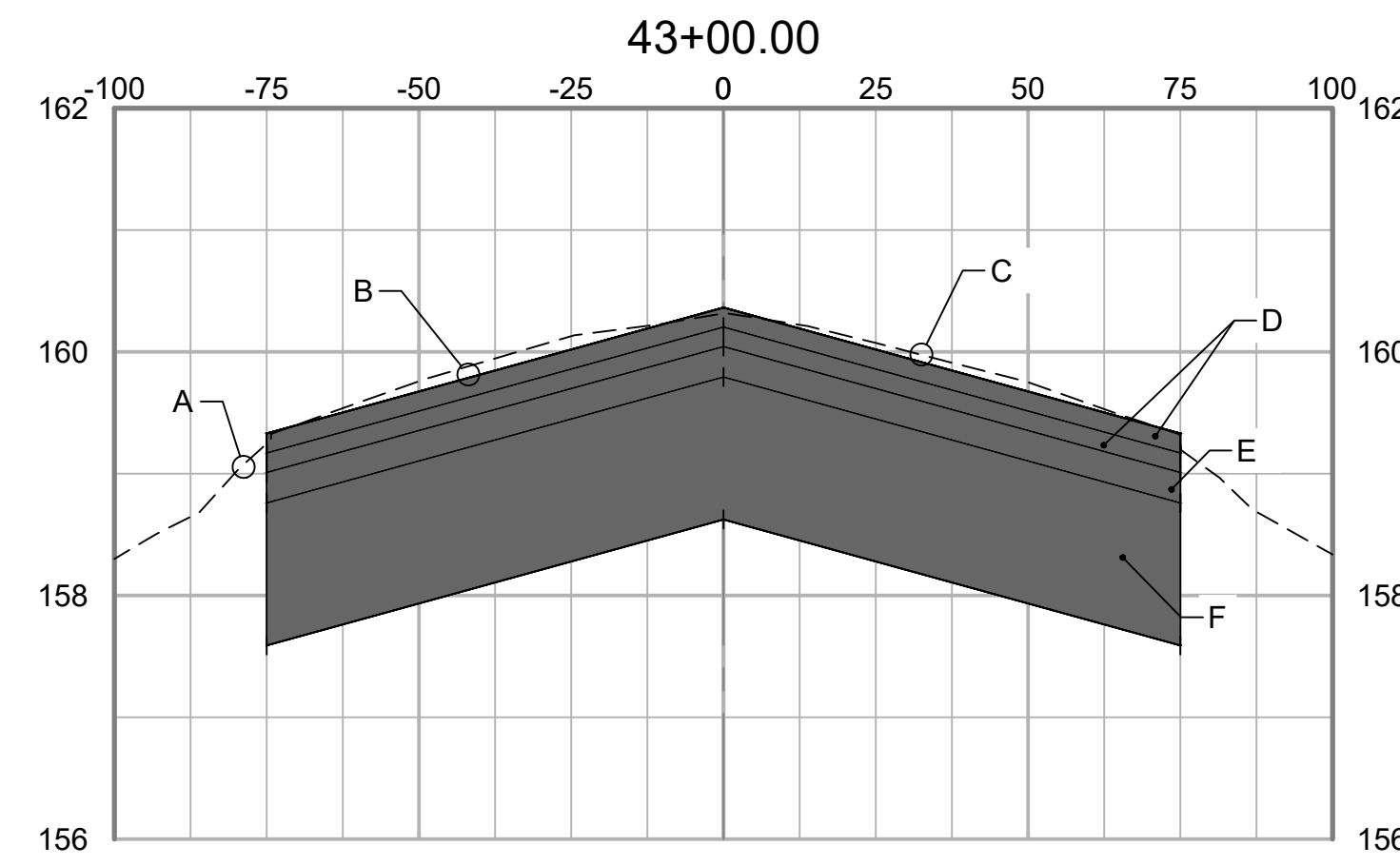
LOCAL OFFICE: 404 BVA DRIVE, STE 600 NASHVILLE, TN 37217  
 TEL: 615.399.0288 FAX: 615.399.0283

JOB NO.:	100066795
DESIGNED:	CDD
CHECKED:	DWS
DRAWN:	JSH
APPROVED:	CDD
SHEET NO.:	C-618

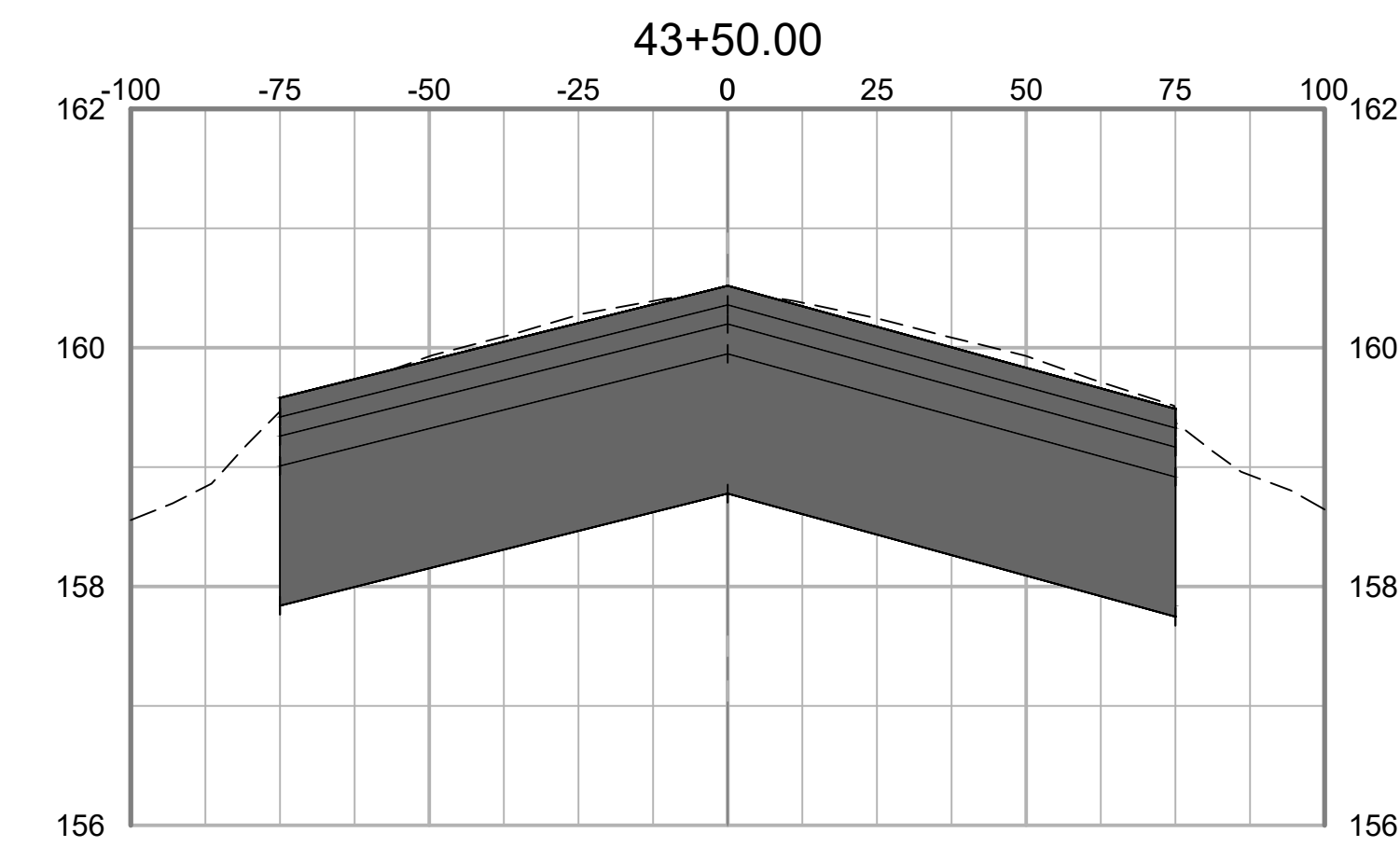
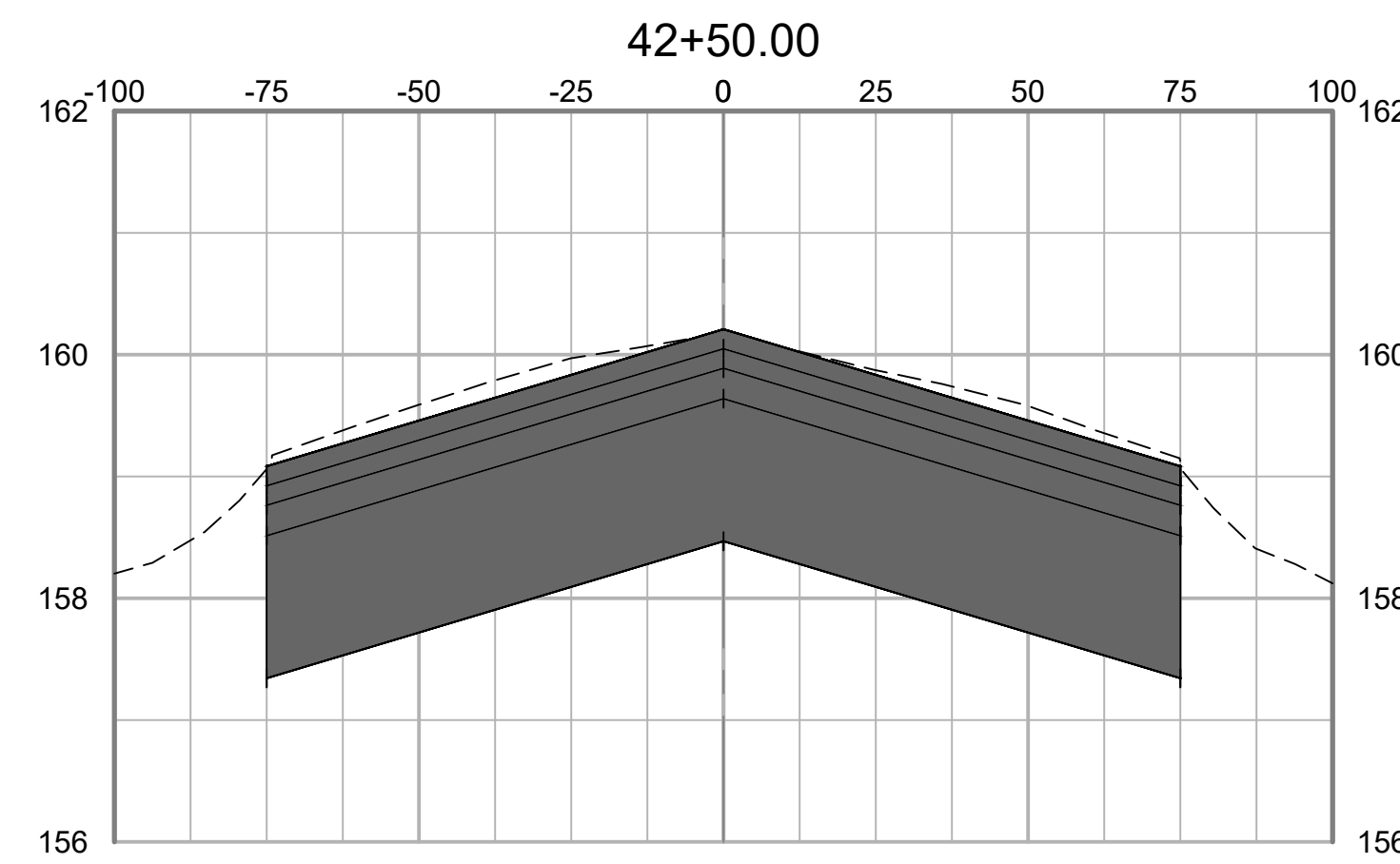





PLOT DATE: 3/27/2020 4:59 PM  
 FILE NAME: S:\100066795\Runway 4-22 Rehab Design\DWG\C-601 Runway Cross Sections REV 1232019.dwg



- GRADING SECTION KEY NOTES:
- A EXISTING TURF SHOULDER
  - B SEE DETAIL 1, SHT C-501 FOR CROSS-SLOPES
  - C EXISTING RUNWAY SURFACE
  - D 2-2" LIFTS P-401 ASPHALT SURFACE COURSE
  - E 1-3" LIFT P-401 ASPHALT BASE COURSE
  - F 14" P-207 IN- PLACE FOR BASE



NO.	DATE	ISSUED FOR	REV. BY	DATE	DESC. OF REVISIONS
4	CDD 3/29/2020	ISSUED FOR BID			
3	CDD 2/27/2020	95% DESIGN REVIEW MEETING			
2	CDD 12/17/2019	60% DESIGN REVIEW MEETING			
1	CDD 10/16/2019	30% DESIGN REVIEW MEETING			



ISSUED FOR BID  
 NOT FOR CONSTRUCTION



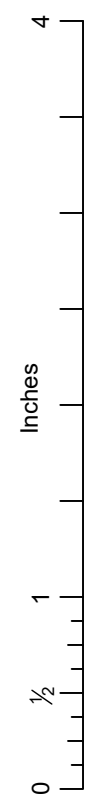
CLIENT: **TUSCALOOSA NATIONAL AIRPORT**  
 PROJECT: **RECONSTRUCT RUNWAY 4-22**  
 SHEET TITLE: **CROSS SECTIONS - SHEET 19**

**SNC-LAVALIN** **ATKINS**  
Infrastructure & Public Services

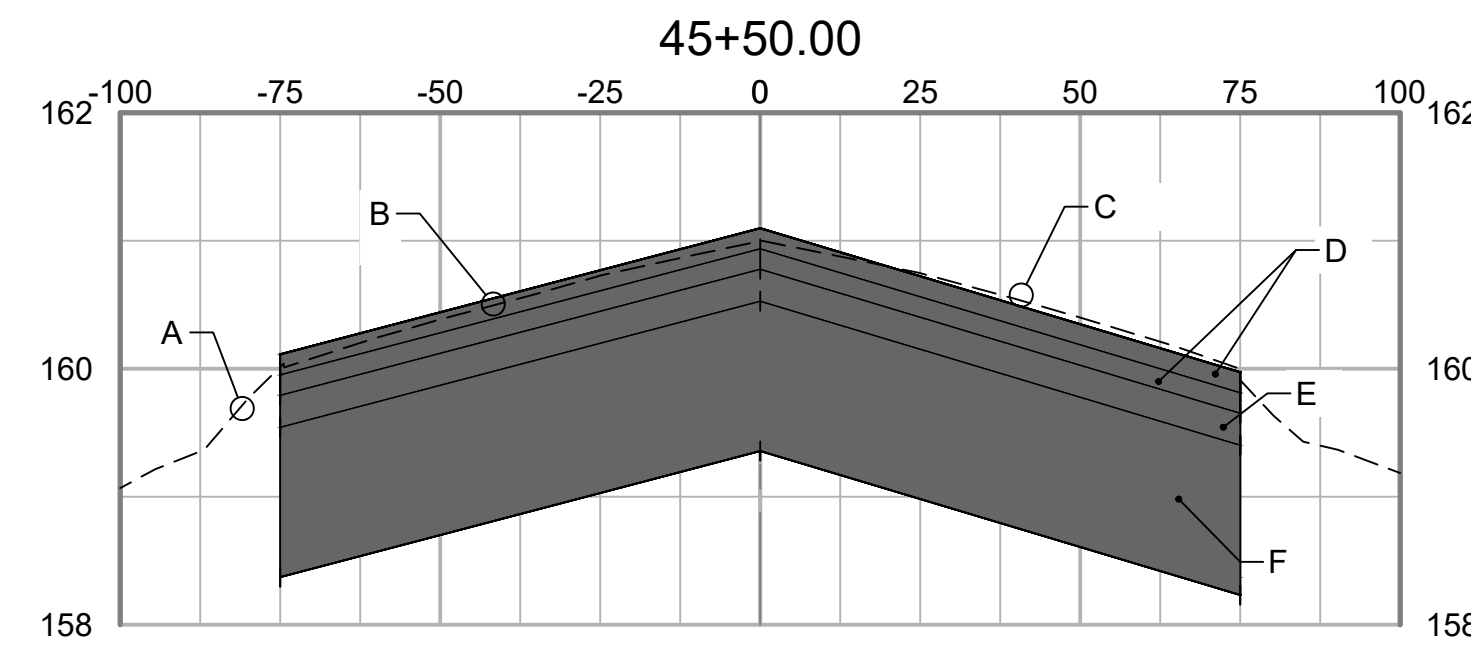
CORPORATE OFFICE: 450 W. BOY SCOTT BLVD. TAMPA, FL 33607  
 FPRP CERTIFICATE OF AUTHORIZATION NO.24  
 WWW.ATKINSGLOBAL.COM

LOCAL OFFICE: 404 BNA DRIVE, STE 600 NASHVILLE, TN 37217  
 TEL: 615.399.0298 FAX: 615.399.0263

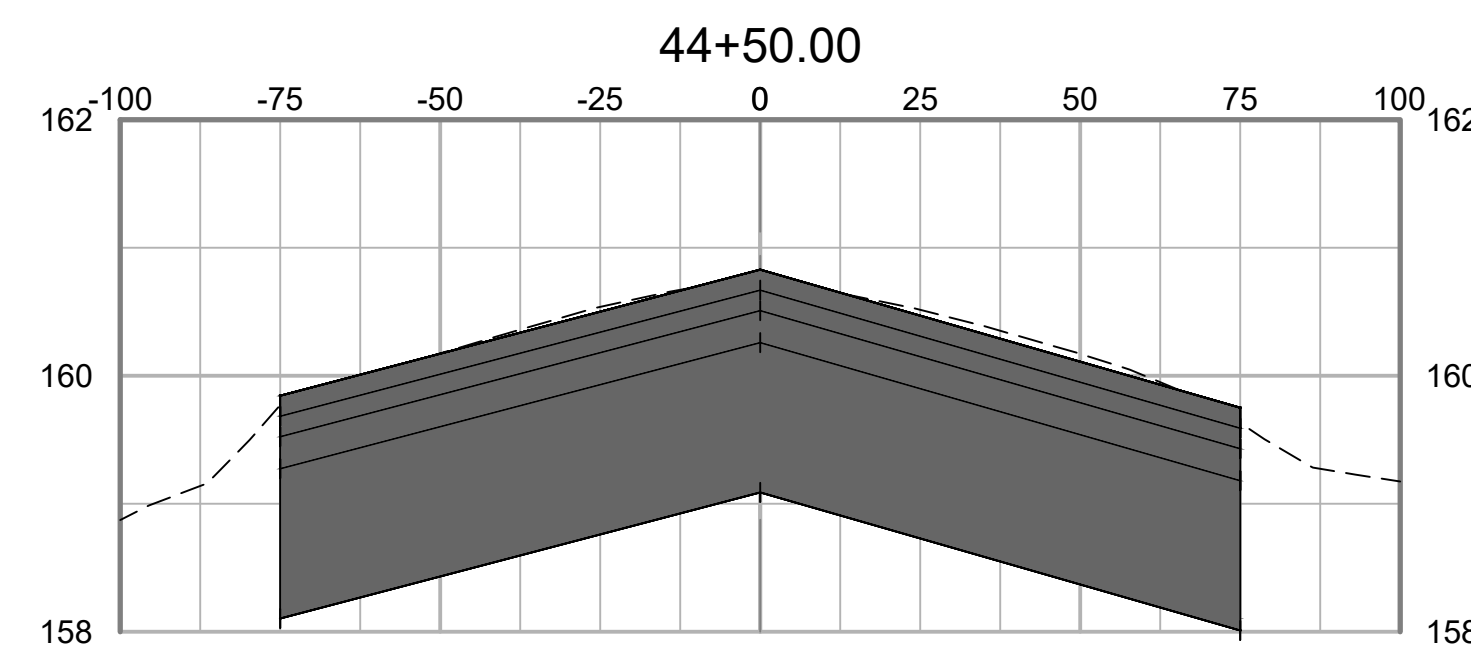
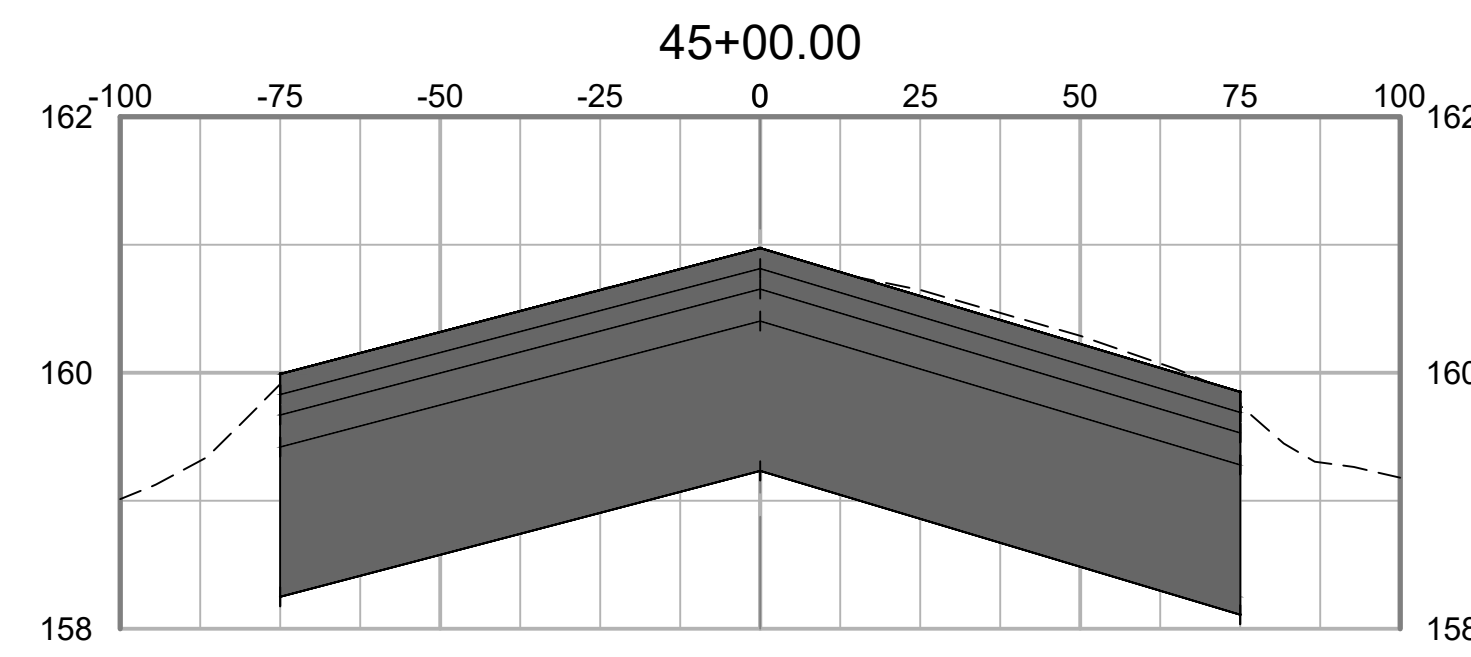
JOB NO.:	100066795
DESIGNED:	CDD
CHECKED:	DWS
DRAWN:	JSH
APPROVED:	CDD
SHEET NO.:	C-619




PLOT DATE: 3/27/2020 4:59 PM  
 FILE NAME: S:\TCL\10066795 Runway 4-22 Rehab Design\DWG\C-601 Runway Cross Sections REV 1232019.dwg



- GRADING SECTION KEY NOTES:
- A EXISTING TURF SHOULDER
  - B SEE DETAIL 1, SHT C-501 FOR CROSS-SLOPES
  - C EXISTING RUNWAY SURFACE
  - D 2-2" LIFTS P-401 ASPHALT SURFACE COURSE
  - E 1-3" LIFT P-401 ASPHALT BASE COURSE
  - F 14" P-207 IN- PLACE FOR BASE



NO.	DATE	ISSUED FOR	REV.	DATE	DESC. OF REVISIONS
4	3/29/2020	ISSUED FOR BID			
3	2/27/2020	95% DESIGN REVIEW MEETING			
2	12/17/2019	60% DESIGN REVIEW MEETING			
1	10/16/2019	30% DESIGN REVIEW MEETING			



ISSUED FOR BID  
 NOT FOR CONSTRUCTION



CLIENT: **TUSCALOOSA NATIONAL AIRPORT**

PROJECT: **RECONSTRUCT RUNWAY 4-22**

SHEET TITLE: **CROSS SECTIONS - SHEET 20**

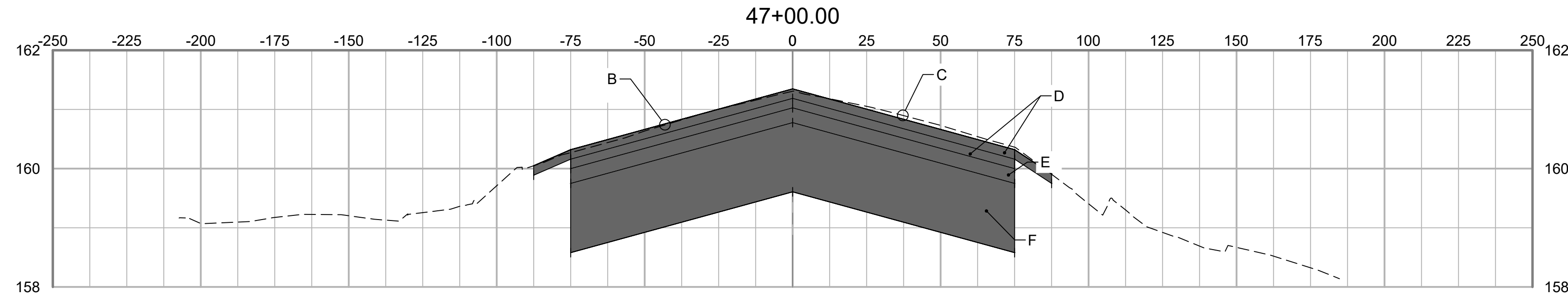
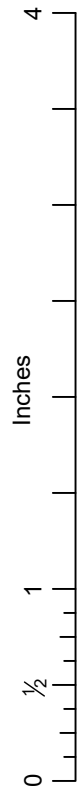
**SNC-LAVALIN** **ATKINS**  
Member of Jacobs Group

CORPORATE OFFICE: 450 W. BOY SCOTT BLVD. TAMPA, FL 33607  
 FPRP CERTIFICATE OF AUTHORIZATION NO.24  
 WWW.ATKINSGLOBAL.COM

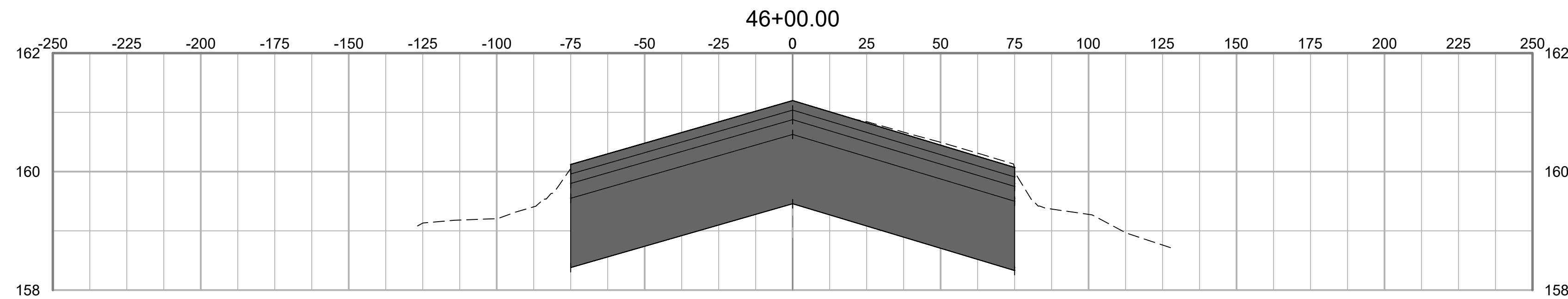
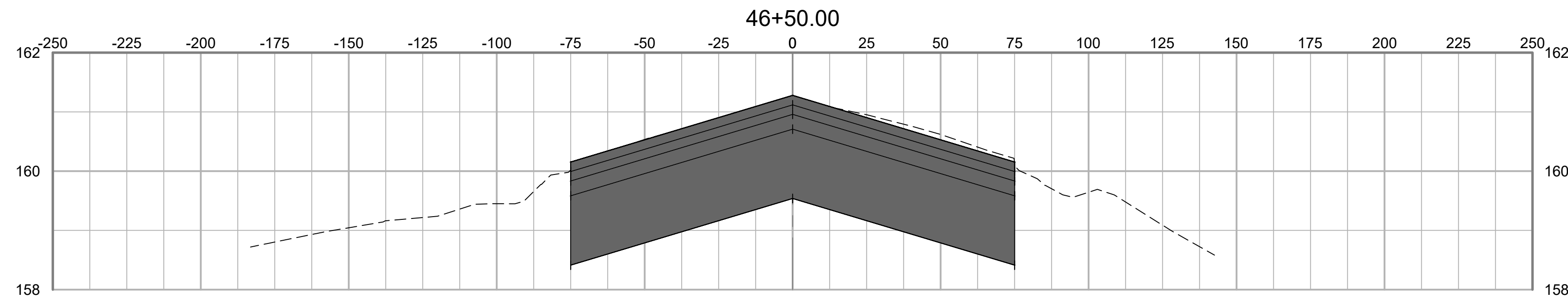
LOCAL OFFICE: 404 BVA DRIVE, STE 600 NASHVILLE, TN 37217  
 TEL: 615.399.0286 FAX: 615.399.0283

JOB NO.:	100066795
DESIGNED:	CDD
CHECKED:	DWS
DRAWN:	JSH
APPROVED:	CDD
SHEET NO.:	C-620






- GRADING SECTION KEY NOTES:
- A EXISTING TURF SHOULDER
  - B SEE DETAIL 1, SHT C-501 FOR CROSS-SLOPES
  - C EXISTING RUNWAY SURFACE
  - D 2-2" LIFTS P-401 ASPHALT SURFACE COURSE
  - E 1-3" LIFT P-401 ASPHALT BASE COURSE
  - F 14" P-207 IN- PLACE FOR BASE



NO.	DATE	ISSUED FOR	BY	DESC. OF REVISIONS
4	3/29/2020	ISSUED FOR BID		
3	2/27/2020	95% DESIGN REVIEW MEETING		
2	12/17/2019	60% DESIGN REVIEW MEETING		
1	10/16/2019	30% DESIGN REVIEW MEETING		



ISSUED FOR BID  
 NOT FOR CONSTRUCTION



CLIENT: **TUSCALOOSA NATIONAL AIRPORT**

PROJECT: **RECONSTRUCT RUNWAY 4-22**

SHEET TITLE: **CROSS SECTIONS - SHEET 21**

**SNC-LAVALIN** **ATKINS**

CORPORATE OFFICE: 450 W. BOY SCOTT BLVD. TAMPA, FL 33607  
 FPR CERTIFICATE OF AUTHORIZATION NO.24  
 WWW.ATKINSGLOBAL.COM

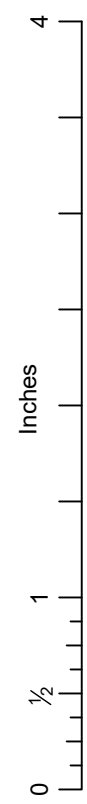
LOCAL OFFICE: 404 5th AVE DRIVE, STE 600 NASHVILLE, TN 37217  
 TEL: 615 399 0281  
 FAX: 615 399 0283

JOB NO.: 10006795


DESIGNED: CDD CHECKED: DWS

DRAWN: JSH APPROVED: CDD

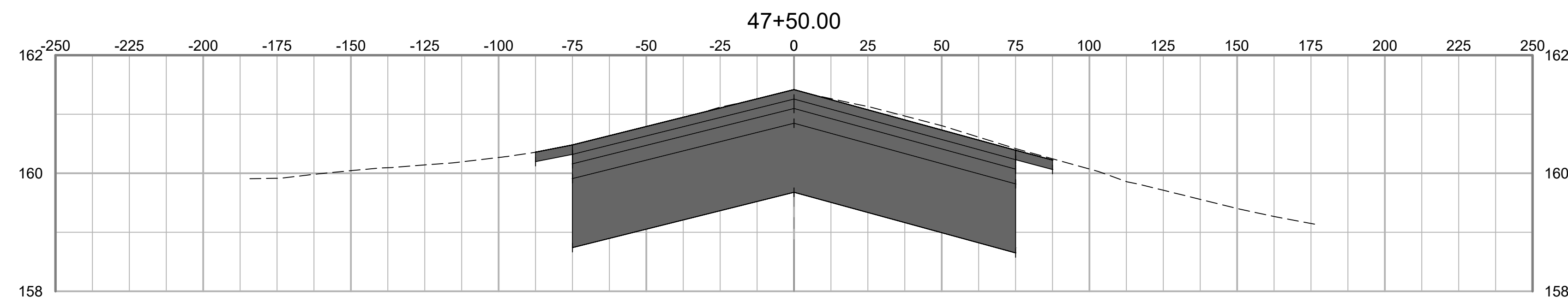
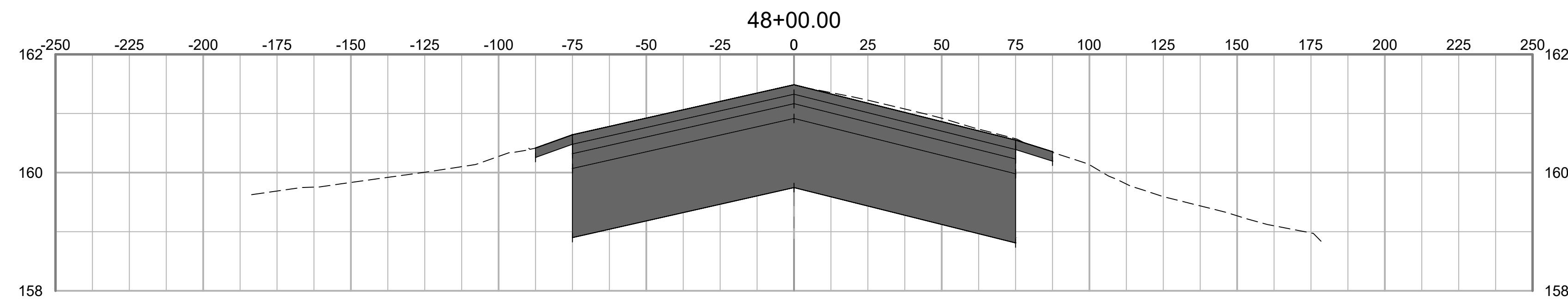
SHEET NO. **C-621** REV. **△**




PLOT DATE: 3/27/2020 4:58 PM  
 FILE NAME: S:\0-TCL\10006795 Runway 4-22 Rehab Design\DWG\C-601 Runway Cross Sections REV 1232019.dwg



- GRADING SECTION KEY NOTES:
- A EXISTING TURF SHOULDER
  - B SEE DETAIL 1, SHT C-501 FOR CROSS-SLOPES
  - C EXISTING RUNWAY SURFACE
  - D 2-2" LIFTS P-401 ASPHALT SURFACE COURSE
  - E 1-3" LIFT P-401 ASPHALT BASE COURSE
  - F 14" P-207 IN- PLACE FOR BASE



NO.	ISSUED FOR	DATE	REV. BY	DESC. OF REVISIONS
4	ISSUED FOR BID	3/29/2020		
3	98% DESIGN REVIEW MEETING	2/27/2020		
2	60% DESIGN REVIEW MEETING	12/17/2019		
1	30% DESIGN REVIEW MEETING	10/16/2019		



ISSUED FOR BID  
 NOT FOR CONSTRUCTION



CLIENT: **TUSCALOOSA NATIONAL AIRPORT**

PROJECT: **RECONSTRUCT RUNWAY 4-22**

SHEET TITLE: **CROSS SECTIONS - SHEET 22**

**SNC-LAVALIN** **ATKINS**

CORPORATE OFFICE: 420 W. BOY SCOTT BLVD. TAMPA, FL 33607  
 FPR CERTIFICATE OF AUTHORIZATION NO.24  
 WWW.ATKINSGLOBAL.COM

LOCAL OFFICE: 404 BINA DRIVE, STE 600 NASHVILLE, TN 37217  
 TEL: 615.399.0288 FAX: 615.399.0283

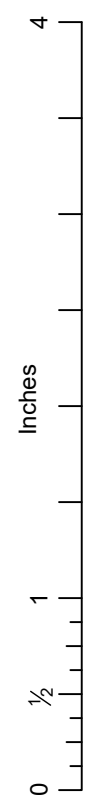
JOB NO.: 10006795

DESIGNED: CDD CHECKED: DWS

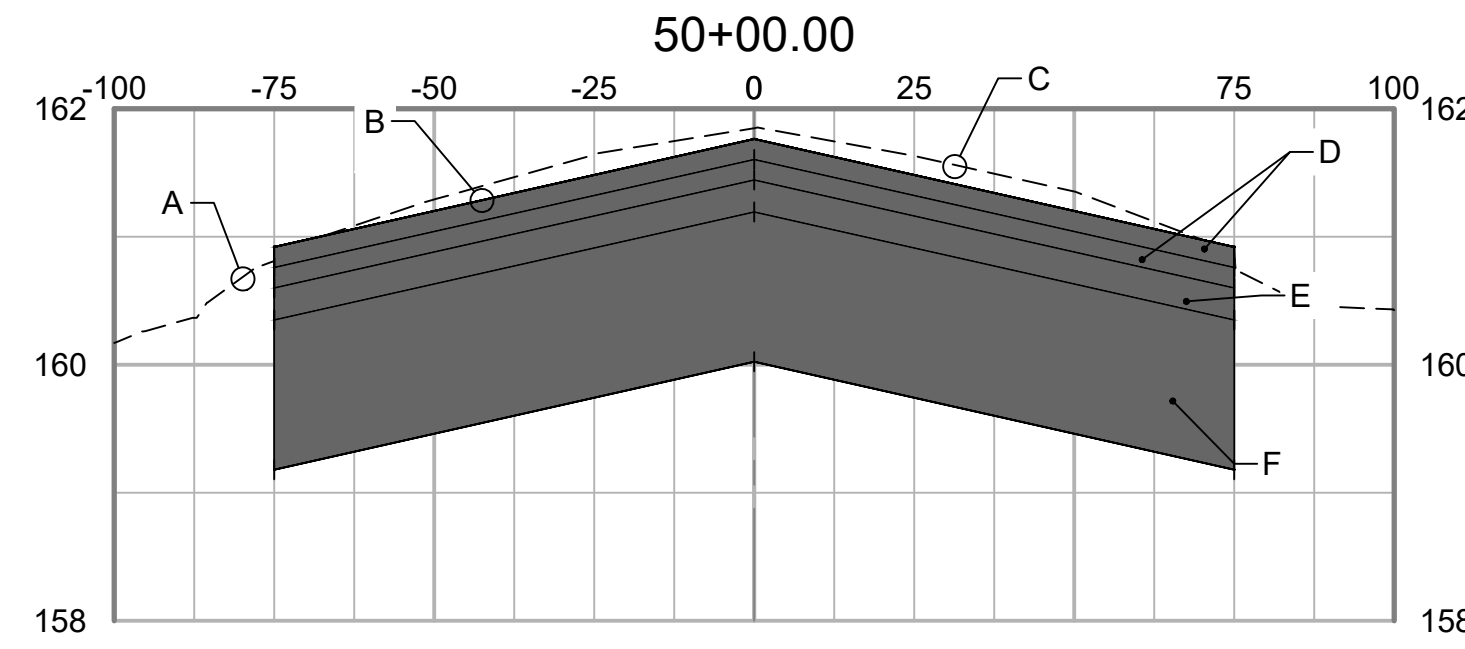
DRAWN: JSH APPROVED: CDD

SHEET NO. **C-622** REV.

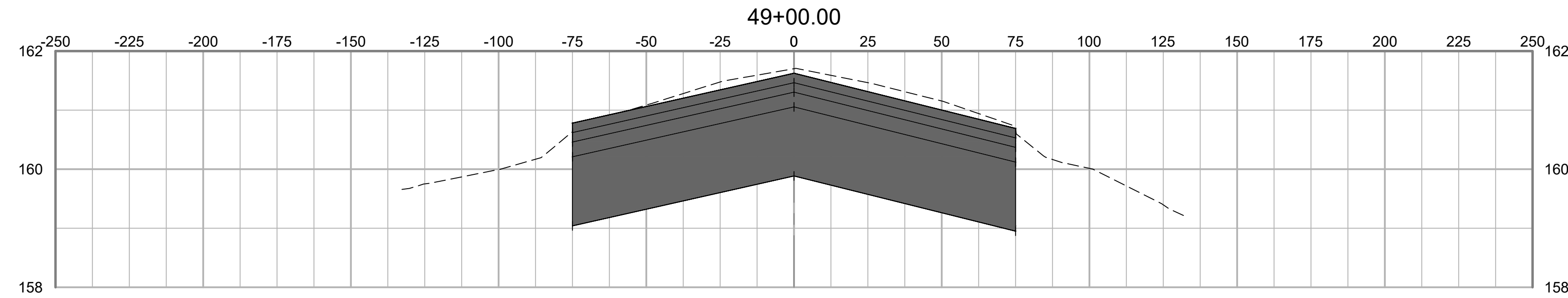
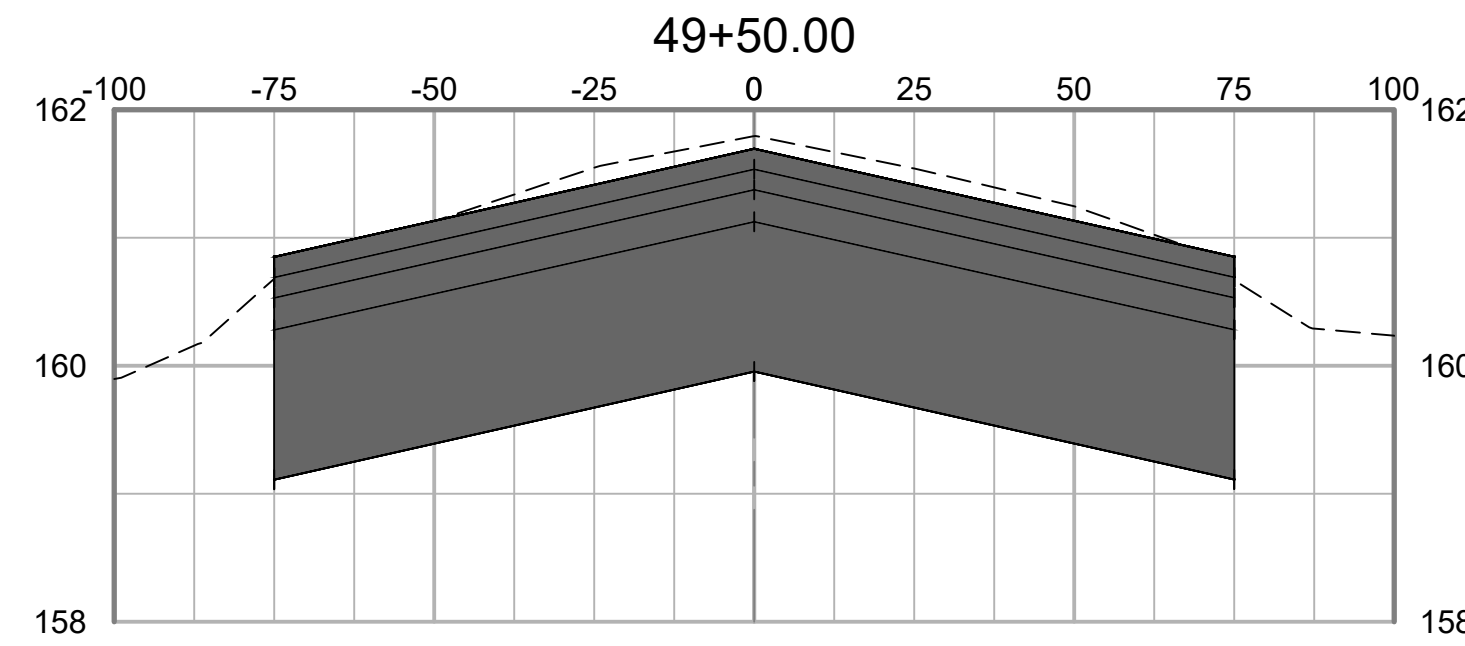




PLOT DATE: 3/27/2020 4:58 PM  
 FILE NAME: S:\TCL10006795\Runway 4-22 Rehab Design\DWG\C-601 Runway Cross Sections REV 1232019.dwg



- GRADING SECTION KEY NOTES:
- A EXISTING TURF SHOULDER
  - B SEE DETAIL 1, SHT C-501 FOR CROSS-SLOPES
  - C EXISTING RUNWAY SURFACE
  - D 2-2" LIFTS P-401 ASPHALT SURFACE COURSE
  - E 1-3" LIFT P-401 ASPHALT BASE COURSE
  - F 14" P-207 IN- PLACE FOR BASE



NO.	REV.	DATE	ISSUED FOR	DESC. OF REVISIONS
4		3/29/2020	ISSUED FOR BID	
3		2/27/2020	95% DESIGN REVIEW MEETING	
2		12/17/2019	60% DESIGN REVIEW MEETING	
1		10/16/2019	30% DESIGN REVIEW MEETING	



ISSUED FOR BID  
NOT FOR CONSTRUCTION



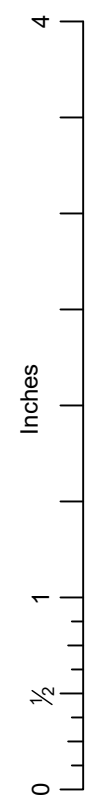
CLIENT: **TUSCALOOSA NATIONAL AIRPORT**  
 PROJECT: **RECONSTRUCT RUNWAY 4-22**  
 SHEET TITLE: **CROSS SECTIONS - SHEET 23**

**SNC-LAVALIN** **ATKINS**  
Member of the SNC-Lavalin Group

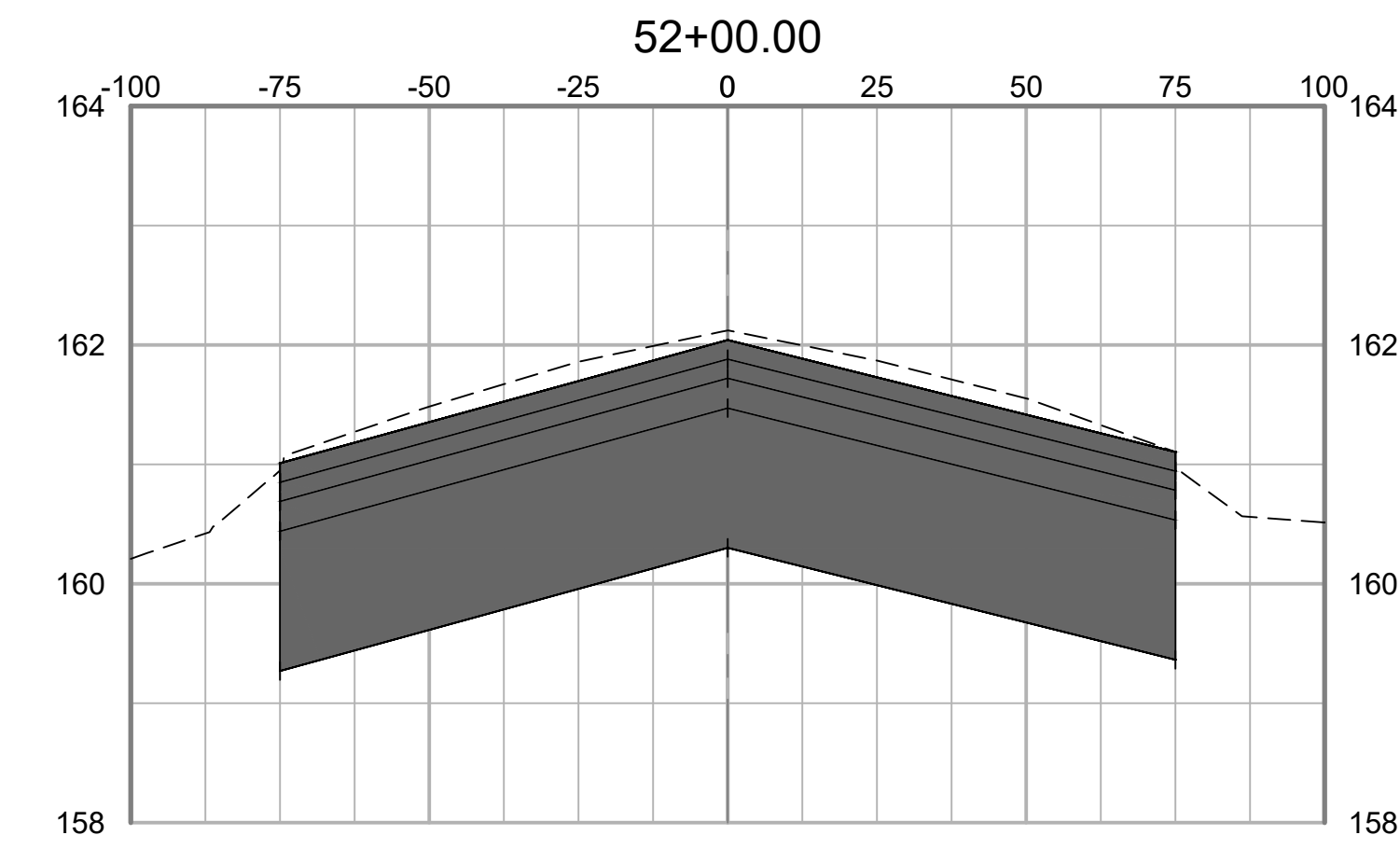
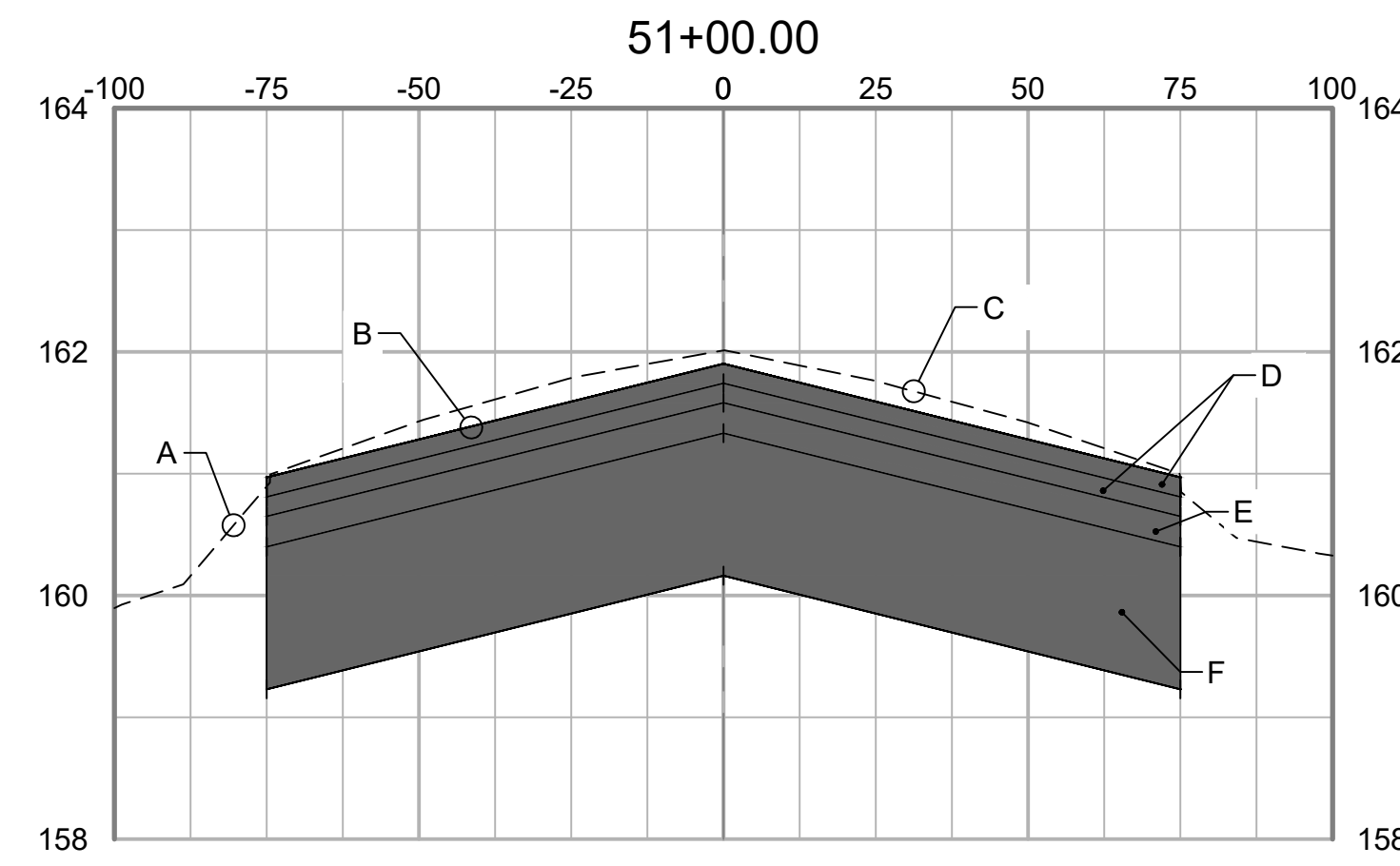
CORPORATE OFFICE: 400 W. ECHY SCOTT BLVD. TAMPA, FL 33607  
 FBPR CERTIFICATE OF AUTHORIZATION NO.24  
 WWW.ATKINSGLOBAL.COM

LOCAL OFFICE: 404 BNA DRIVE, STE 600 NASHVILLE, TN 37217  
 TEL: 615.399.0288 FAX: 615.399.0283


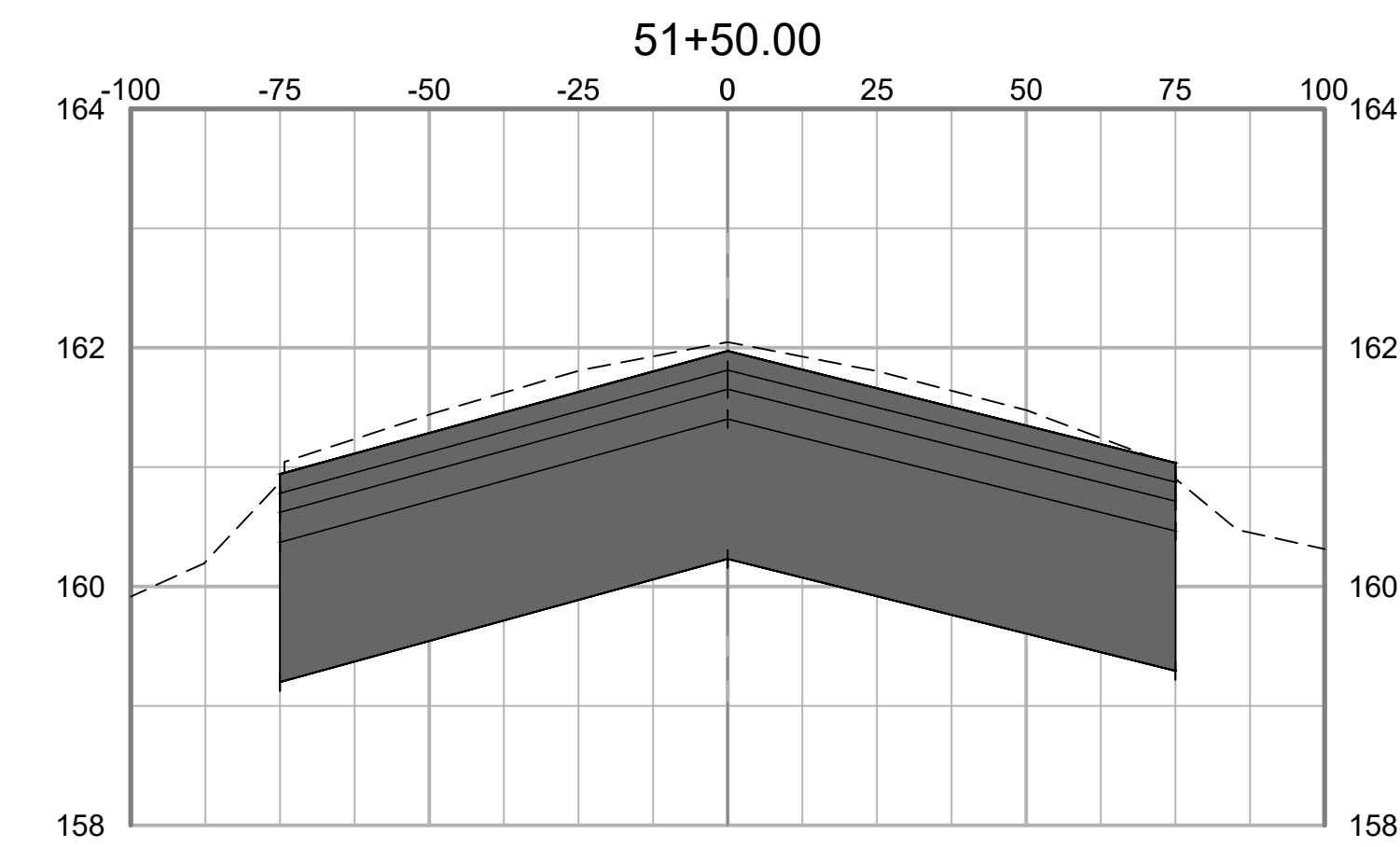
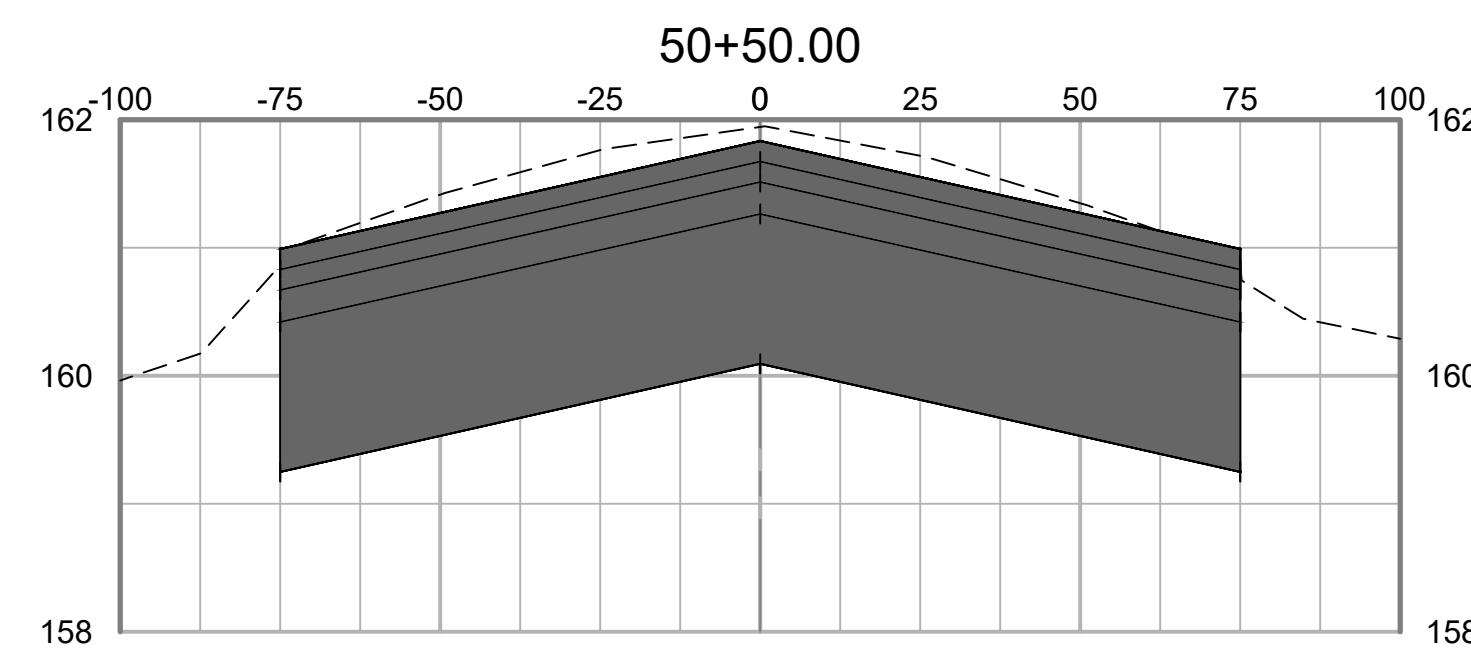
JOB NO.: 10006795  
 DESIGNED: CDD CHECKED: DWS  
 DRAWN: JSH APPROVED: CDD  
 SHEET NO. **C-623** REV.



PLOT DATE: 3/27/2020 4:58 PM  
 FILE NAME: S:\0-TCL\100060795 Runway 4-22 Rehab Design\DWG\C-601 Runway Cross Sections REV 1232019.dwg



- GRADING SECTION KEY NOTES:
- A EXISTING TURF SHOULDER
  - B SEE DETAIL 1, SHT C-501 FOR CROSS-SLOPES
  - C EXISTING RUNWAY SURFACE
  - D 2-2" LIFTS P-401 ASPHALT SURFACE COURSE
  - E 1-3" LIFT P-401 ASPHALT BASE COURSE
  - F 14" P-207 IN- PLACE FOR BASE



ISSUED FOR BID  
 NOT FOR CONSTRUCTION



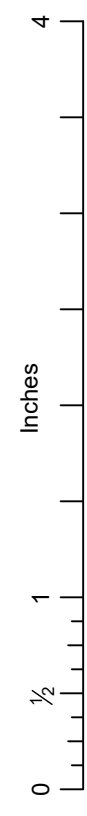
CLIENT: **TUSCALOOSA NATIONAL AIRPORT**  
 PROJECT: **RECONSTRUCT RUNWAY 4-22**  
 SHEET TITLE: **CROSS SECTIONS - SHEET 24**

**SNC-LAVALIN** **ATKINS**  
CORPORATE OFFICE: 450 W. BOY SCOTT BLVD. TAMPA, FL 33607  
 FPRK CERTIFICATE OF AUTHORIZATION NO.24  
 WWW.ATKINSGLOBAL.COM  
LOCAL OFFICE: 404 BNA DRIVE, STE 600 NASHVILLE, TN 37217  
 TEL: 615.359.0288 FAX: 615.359.0283

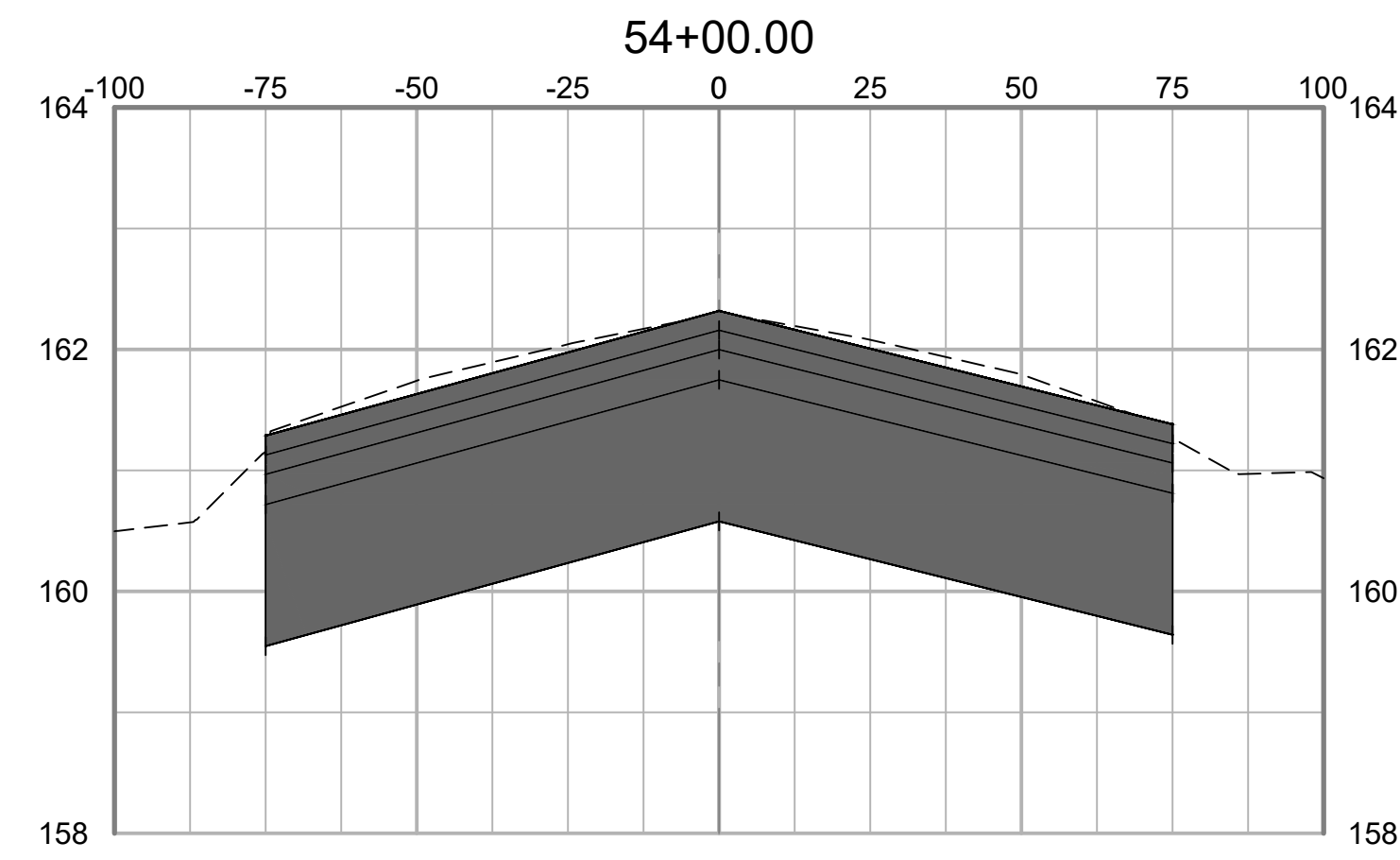
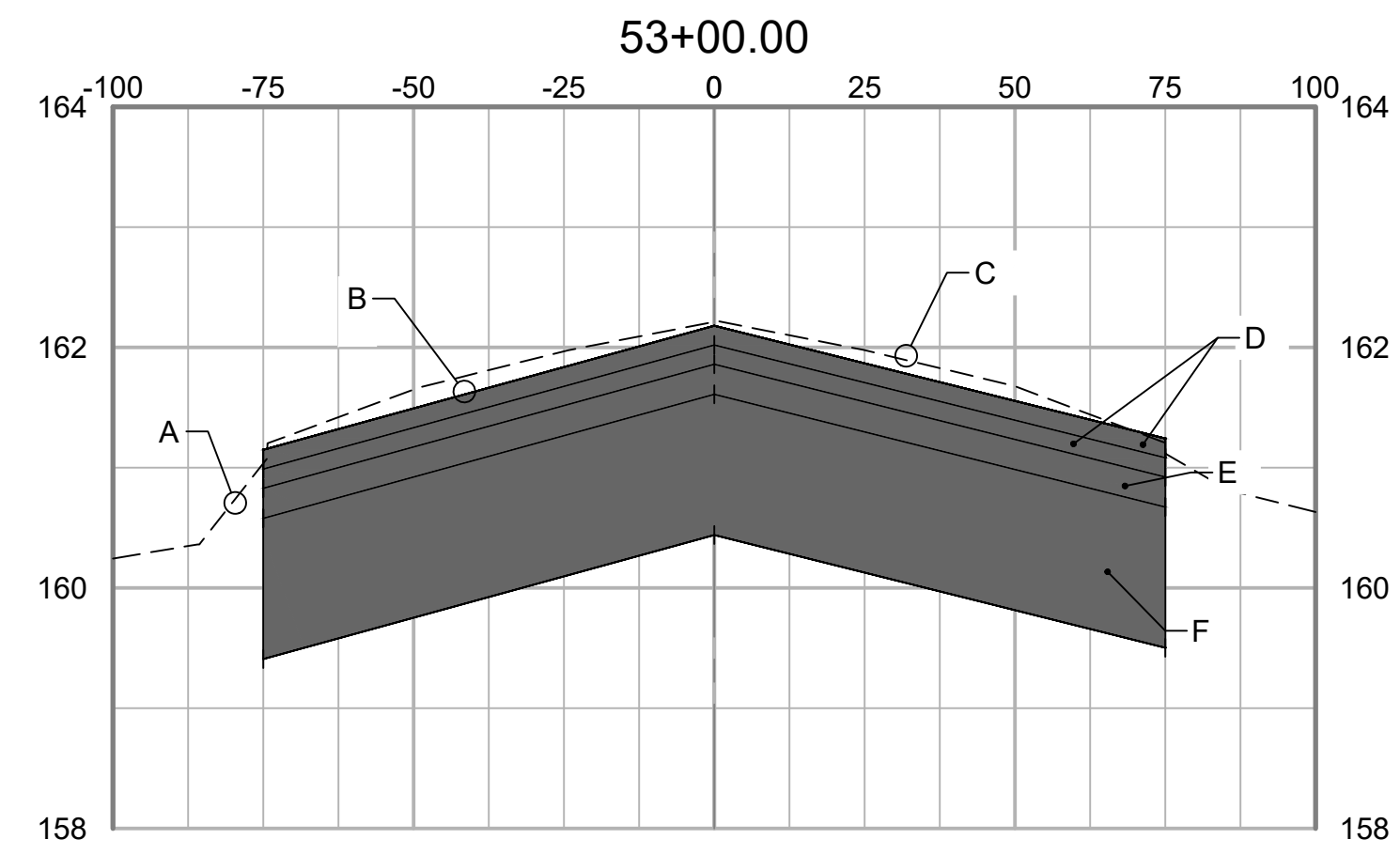
JOB NO.:	100066795
DESIGNED:	CDD
CHECKED:	DWS
DRAWN:	JSH
APPROVED:	CDD
SHEET NO.	C-624

NO.	DATE	ISSUED FOR	REV. BY	DATE	DESC. OF REVISIONS
4	3/29/2020	ISSUED FOR BID			
3	2/27/2020	95% DESIGN REVIEW MEETING			
2	12/17/2019	60% DESIGN REVIEW MEETING			
1	10/16/2019	30% DESIGN REVIEW MEETING			


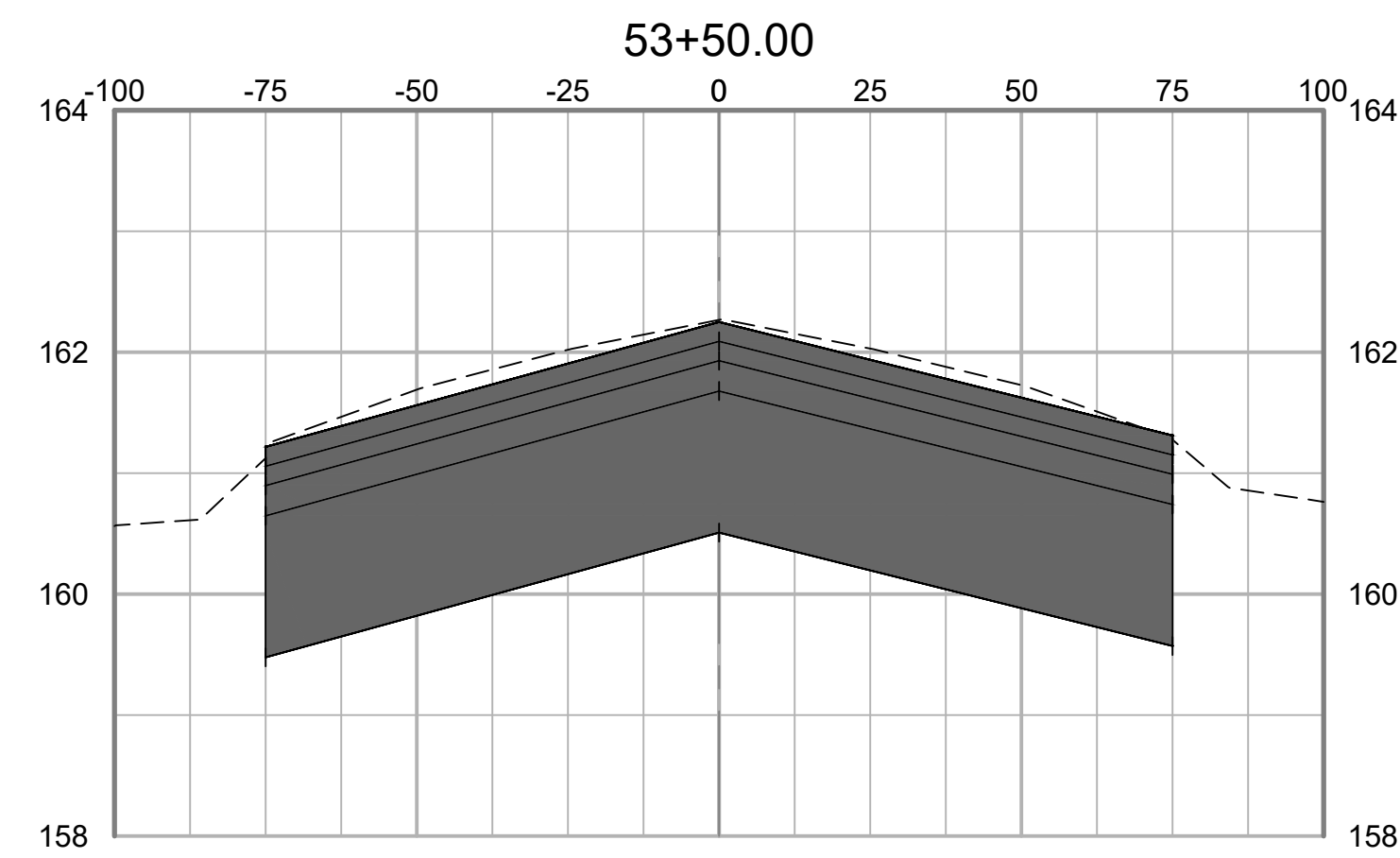
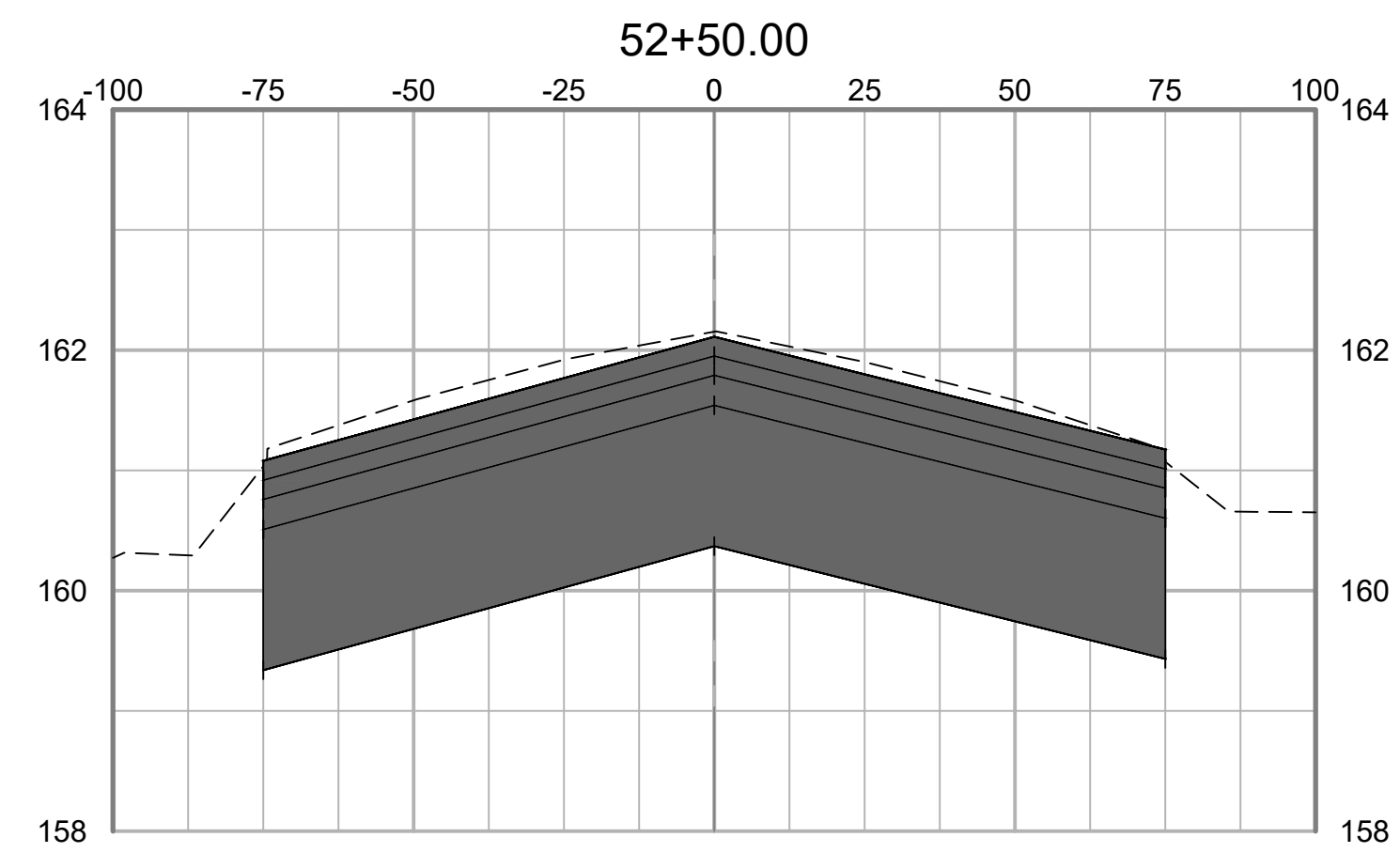




PLOT DATE: 3/27/2020 4:58 PM  
 FILE NAME: S:\0-TCL\100060795 Runway 4-22 Rehab Design\DWG\C-601 Runway Cross Sections REV 1232019.dwg



- GRADING SECTION KEY NOTES:
- A EXISTING TURF SHOULDER
  - B SEE DETAIL 1, SHT C-501 FOR CROSS-SLOPES
  - C EXISTING RUNWAY SURFACE
  - D 2-2" LIFTS P-401 ASPHALT SURFACE COURSE
  - E 1-3" LIFT P-401 ASPHALT BASE COURSE
  - F 14" P-207 IN- PLACE FOR BASE



ISSUED FOR BID  
 NOT FOR CONSTRUCTION



CLIENT: **TUSCALOOSA NATIONAL AIRPORT**  
 PROJECT: **RECONSTRUCT RUNWAY 4-22**  
 SHEET TITLE: **CROSS SECTIONS - SHEET 25**

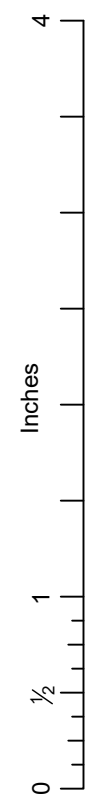
**SNC-LAVALIN** **ATKINS**  
Member of Jacobs Lunda Group

CORPORATE OFFICE: 450 W. BOY SCOTT BLVD. TAMPA, FL 33607  
 FPRK CERTIFICATE OF AUTHORIZATION NO.24  
 WWW.ATKINSGLOBAL.COM

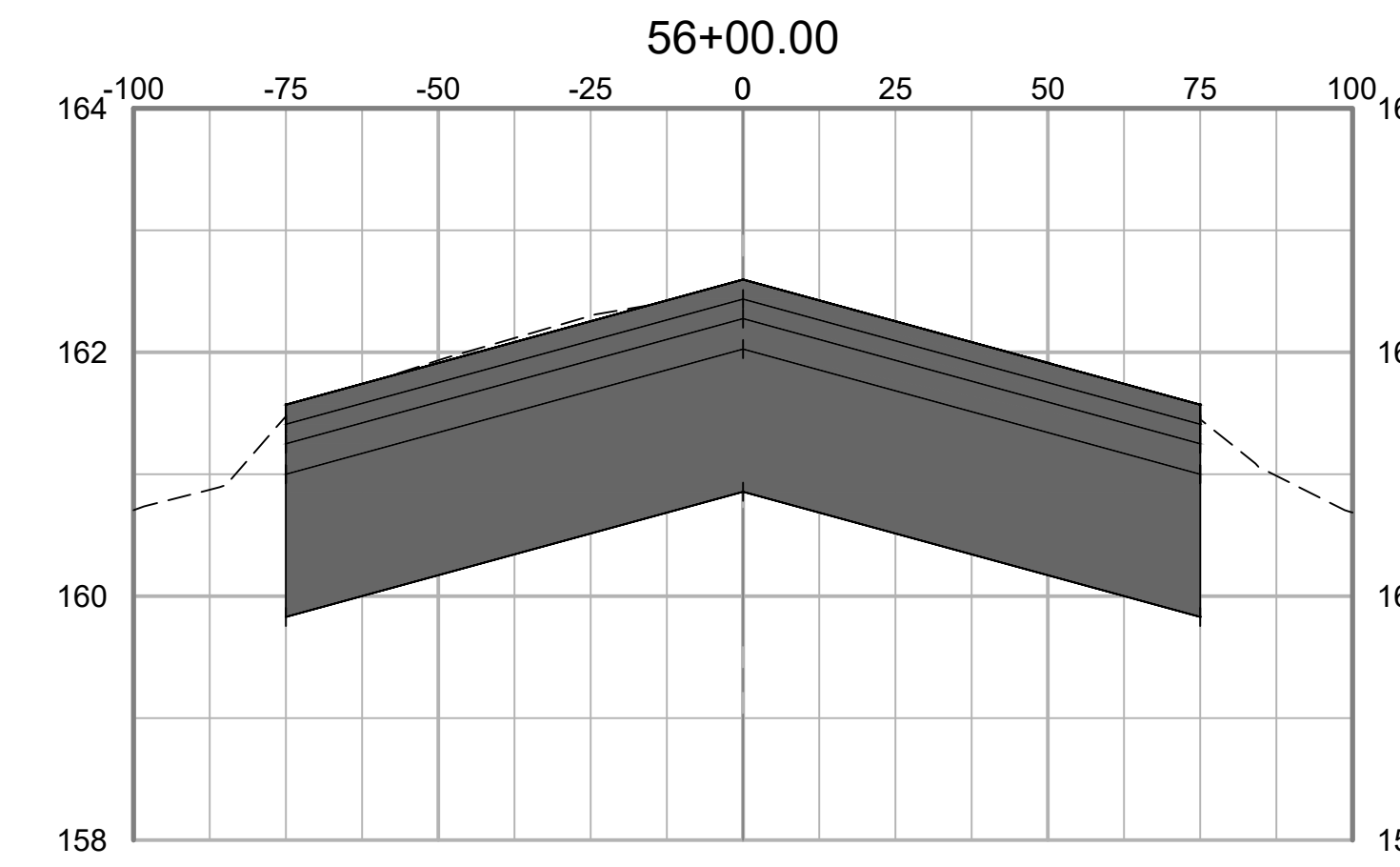
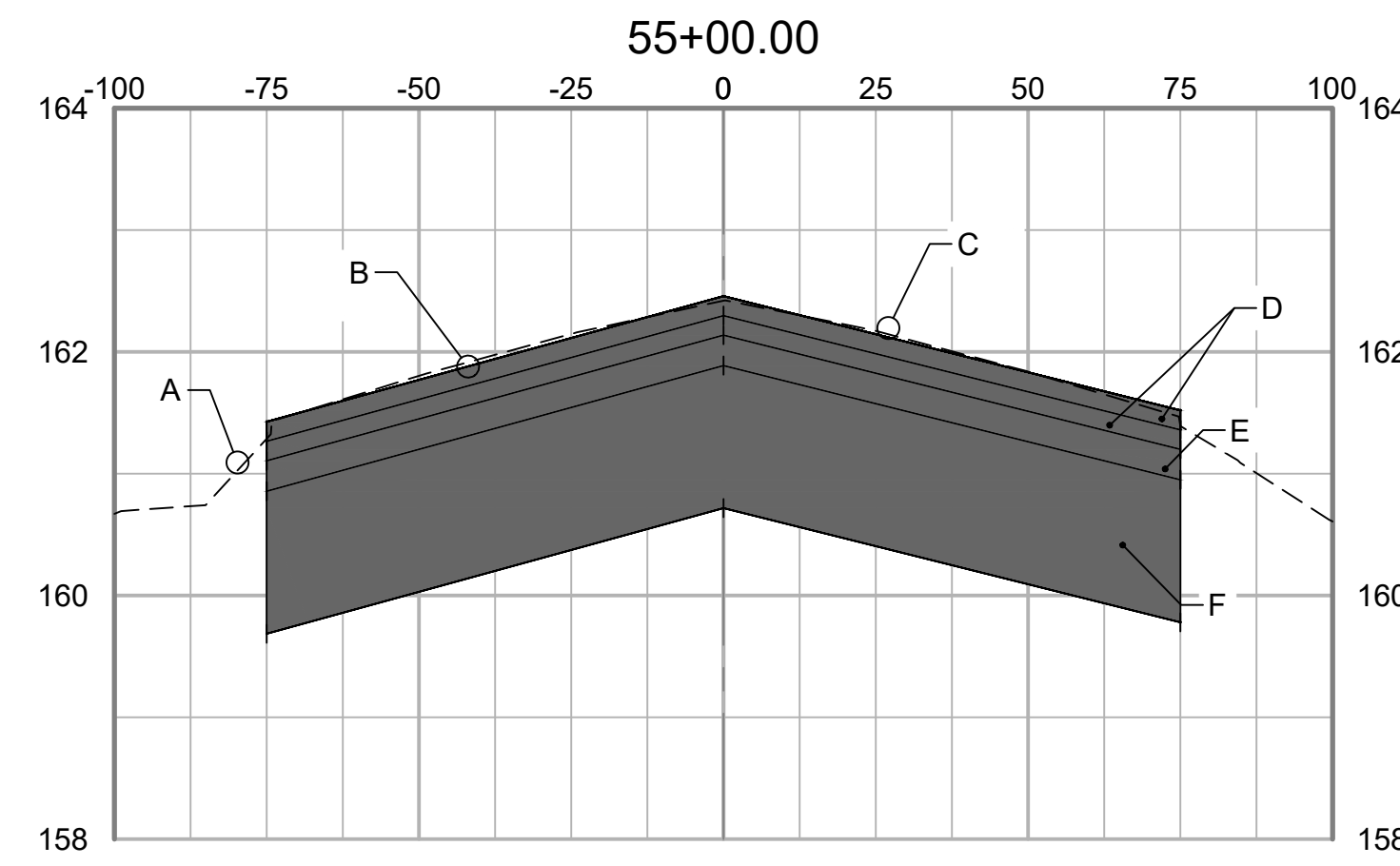
LOCAL OFFICE: 404 BNA DRIVE, STE 600 NASHVILLE, TN 37217  
 TEL: 615.399.0288 FAX: 615.399.0283

JOB NO.:	100066795
DESIGNED:	CDD
CHECKED:	DWS
DRAWN:	JSH
APPROVED:	CDD
SHEET NO.:	C-625

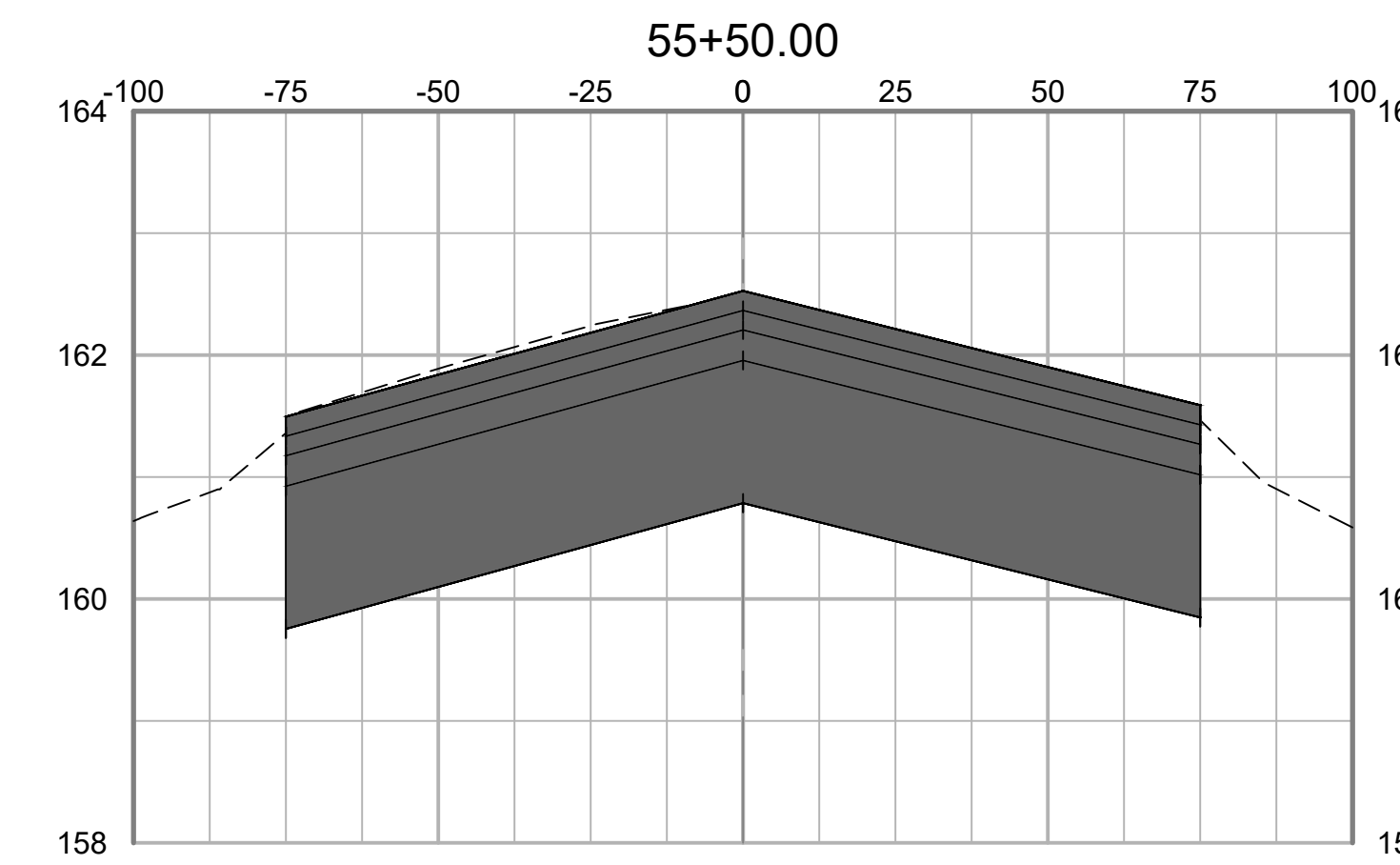
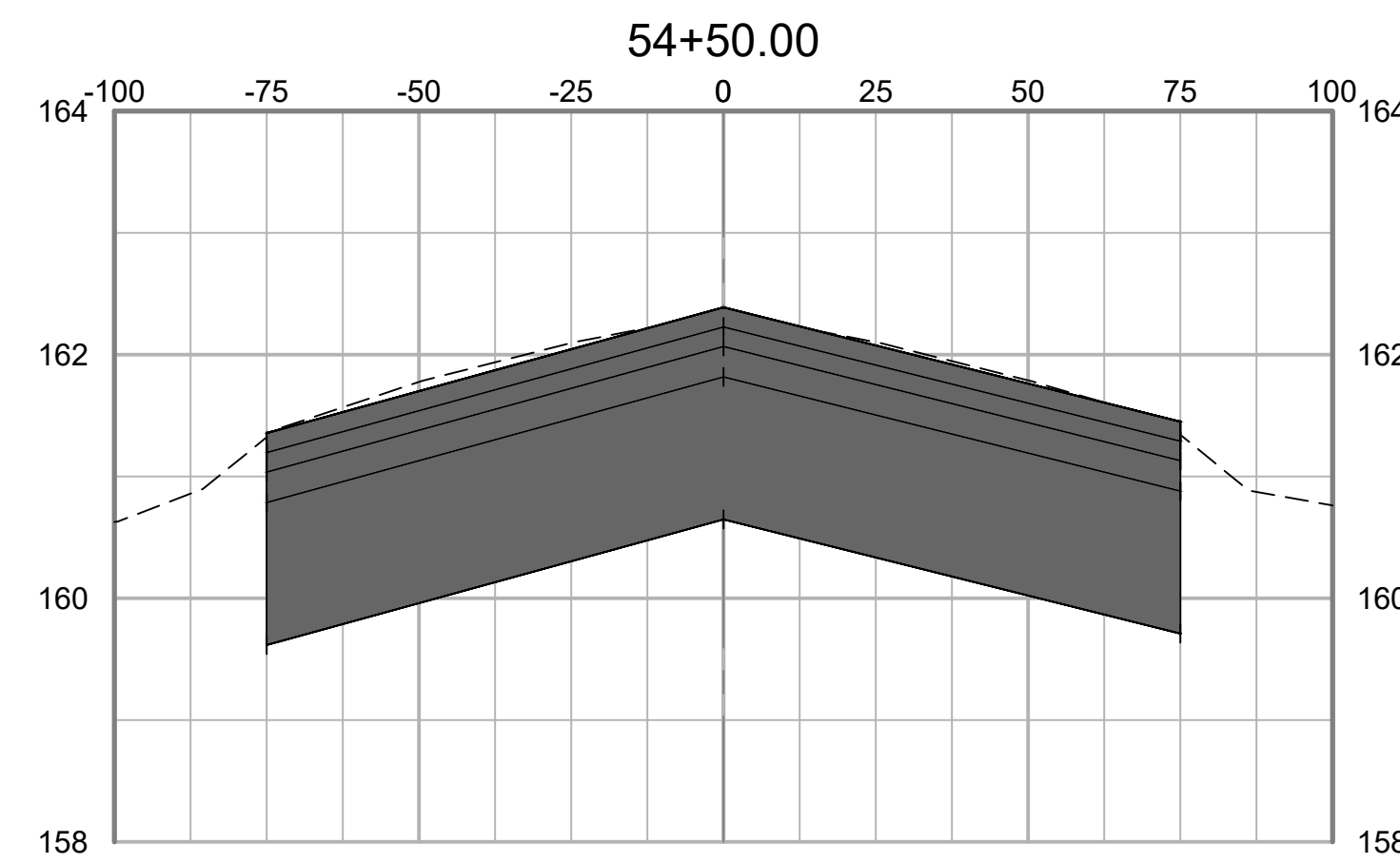
NO.	DATE	ISSUED FOR	REV. BY	DATE	DESC. OF REVISIONS
4	CDD 3/29/2020	ISSUED FOR BID			
3	CDD 2/27/2020	95% DESIGN REVIEW MEETING			
2	CDD 12/17/2019	60% DESIGN REVIEW MEETING			
1	CDD 10/16/2019	30% DESIGN REVIEW MEETING			




PLOT DATE: 3/27/2020 4:59 PM  
 FILE NAME: S:\0-TCL1\10066795 Runway 4-22 Rehab Design\DWG\C-601 Runway Cross Sections REV 1232019.dwg



- GRADING SECTION KEY NOTES:
- A EXISTING TURF SHOULDER
  - B SEE DETAIL 1, SHT C-501 FOR CROSS-SLOPES
  - C EXISTING RUNWAY SURFACE
  - D 2-2" LIFTS P-401 ASPHALT SURFACE COURSE
  - E 1-3" LIFT P-401 ASPHALT BASE COURSE
  - F 14" P-207 IN- PLACE FOR BASE



NO.	DATE	ISSUED FOR	REV. APPR.	DATE	DESC. OF REVISIONS
4	CDD 3/29/2020	ISSUED FOR BID			
3	CDD 2/27/2020	95% DESIGN REVIEW MEETING			
2	CDD 12/17/2019	60% DESIGN REVIEW MEETING			
1	CDD 10/16/2019	30% DESIGN REVIEW MEETING			



ISSUED FOR BID  
 NOT FOR CONSTRUCTION



CLIENT: **TUSCALOOSA NATIONAL AIRPORT**  
 PROJECT: **RECONSTRUCT RUNWAY 4-22**  
 SHEET TITLE: **CROSS SECTIONS - SHEET 26**

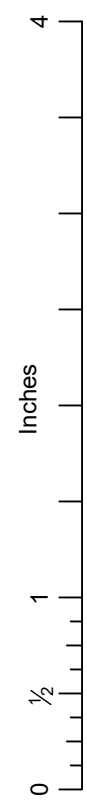
**SNC-LAVALIN** **ATKINS**  
Corporation Infrastructure & Public Services

CORPORATE OFFICE: 450 W. BOY SCOTT BLVD. TAMPA, FL 33607  
 PERMITS CERTIFICATE OF AUTHORIZATION NO.24  
 WWW.ATKINSGLOBAL.COM

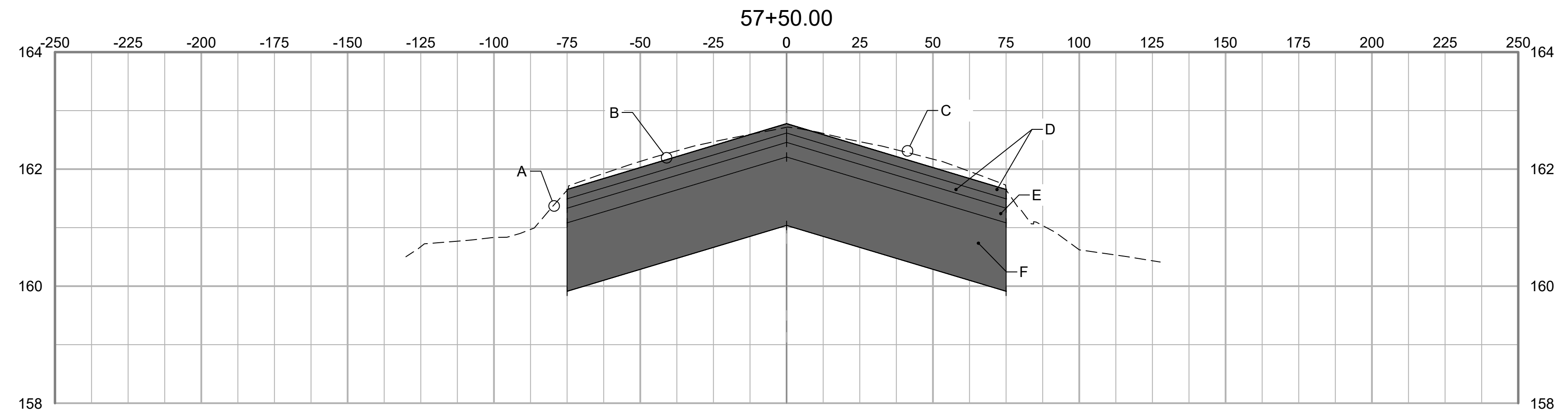
LOCAL OFFICE: 404 BNA DRIVE, STE 600 NASHVILLE, TN 37217  
 TEL: 615.399.0298 FAX: 615.399.0263

JOB NO.: 100066795  
 DESIGNED: CDD CHECKED: DWS  
 DRAWN: JSH APPROVED: CDD  
 SHEET NO. **C-626** REV.

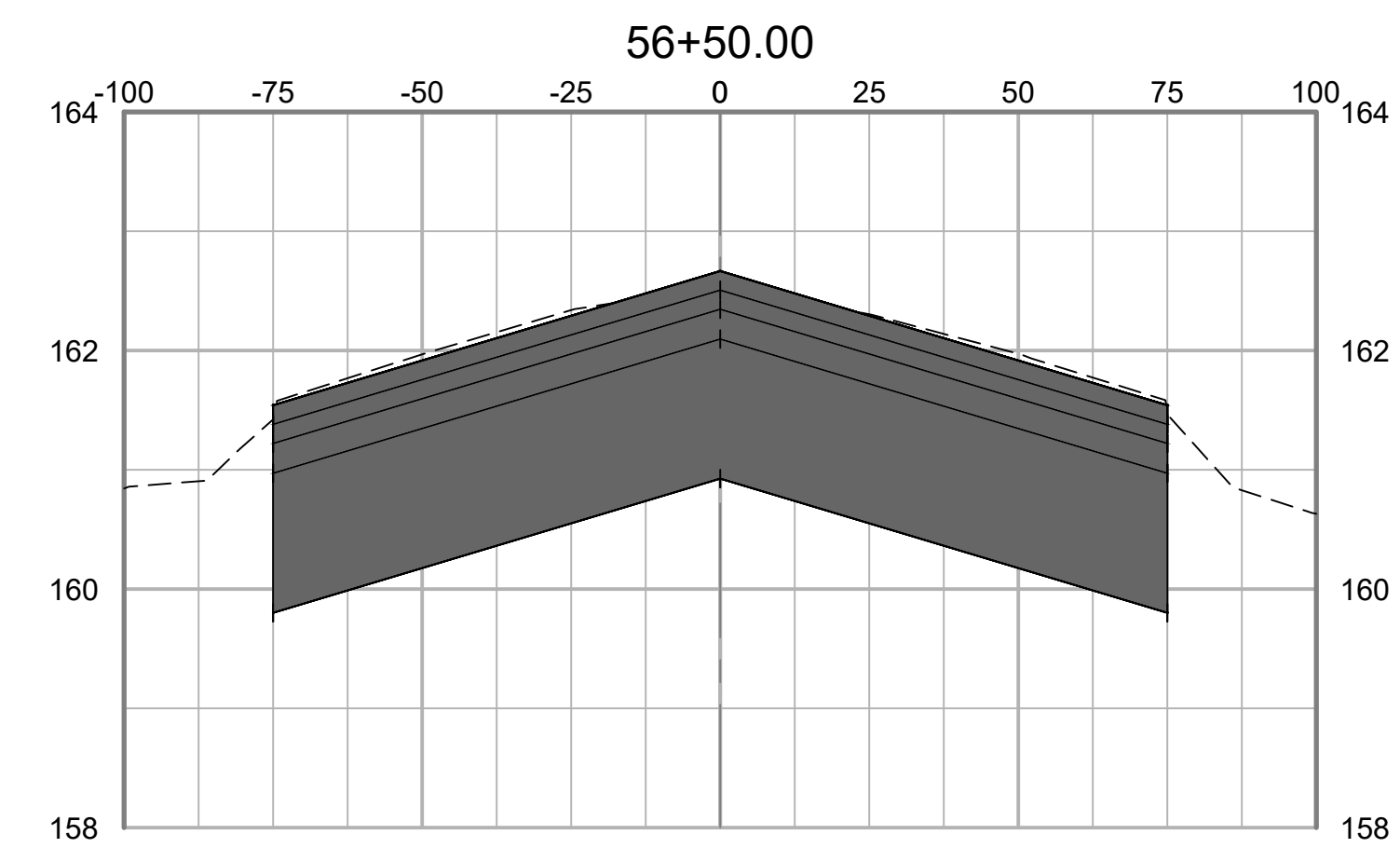
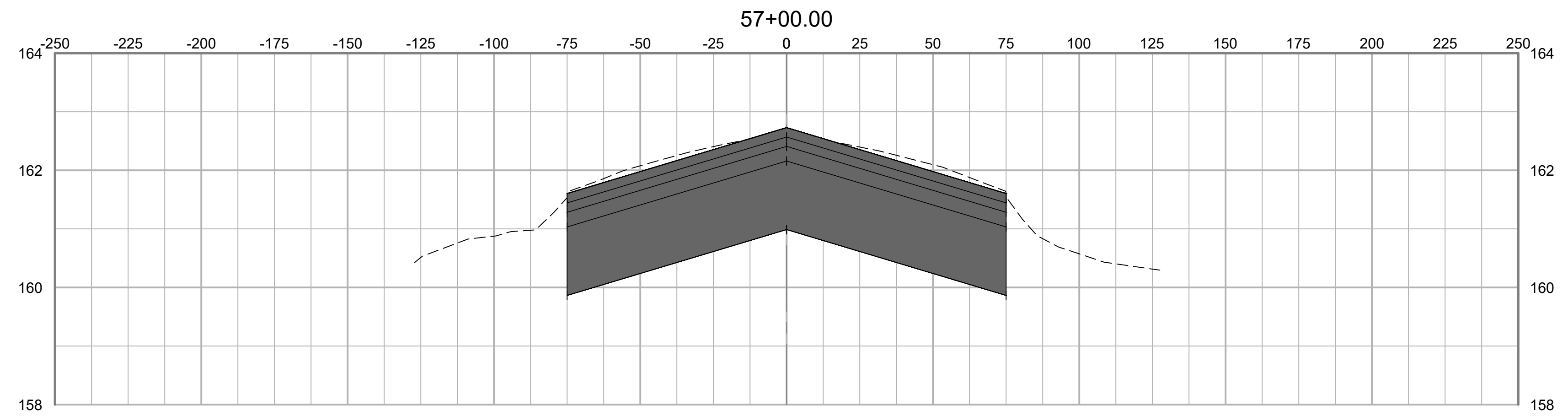





PLOT DATE: 3/27/2020 4:54 PM  
 FILE NAME: S:\TCL\10006795 Runway 4-22 Rehab Design\DWG\C-601 Runway Cross Sections REV 1232019.dwg



- GRADING SECTION KEY NOTES:
- A EXISTING TURF SHOULDER
  - B SEE DETAIL 1, SHT C-501 FOR CROSS-SLOPES
  - C EXISTING RUNWAY SURFACE
  - D 2-2" LIFTS P-401 ASPHALT SURFACE COURSE
  - E 1-3" LIFT P-401 ASPHALT BASE COURSE
  - F 14" P-207 IN- PLACE FOR BASE



REV	DATE	ISSUED FOR	DESC. OF REVISIONS
4	3/29/2020	ISSUED FOR BID	
3	2/27/2020	98% DESIGN REVIEW MEETING	
2	12/17/2019	60% DESIGN REVIEW MEETING	
1	10/16/2019	30% DESIGN REVIEW MEETING	



ISSUED FOR BID  
 NOT FOR CONSTRUCTION



CLIENT: **TUSCALOOSA NATIONAL AIRPORT**

PROJECT: **RECONSTRUCT RUNWAY 4-22**

SHEET TITLE: **CROSS SECTIONS - SHEET 27**

**SNC-LAVALIN** **ATKINS**

CORPORATE OFFICE: 420 W. BOY SCOTT BLVD. TAMPA, FL 33607  
 FBRP CERTIFICATE OF AUTHORIZATION NO.24  
 WWW.ATKINSGLOBAL.COM

LOCAL OFFICE: 454 BNA DRIVE, STE 600 NASHVILLE, TN 37217  
 TEL: 615.389.0288 FAX: 615.389.0283

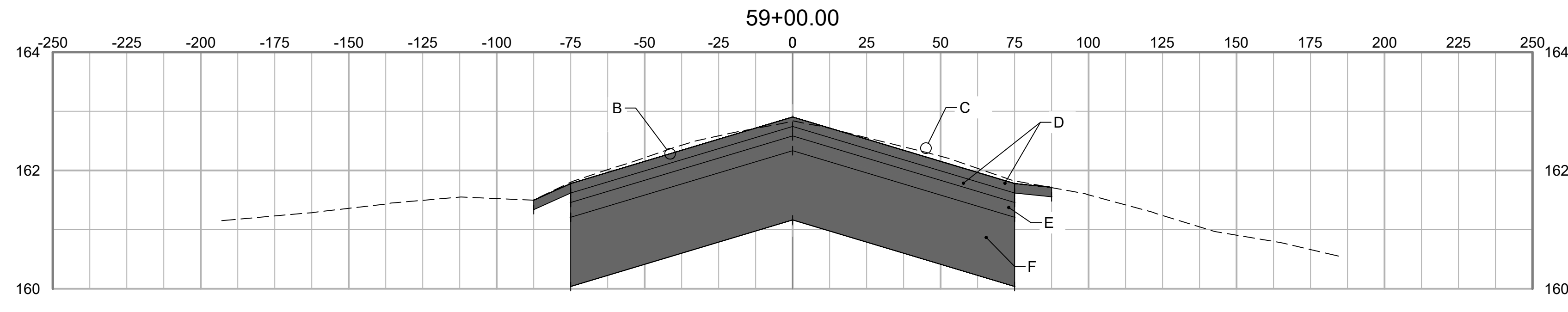
JOB NO.: 10006795

DESIGNED: CDD CHECKED: DWS

DRAWN: JSH APPROVED: CDD

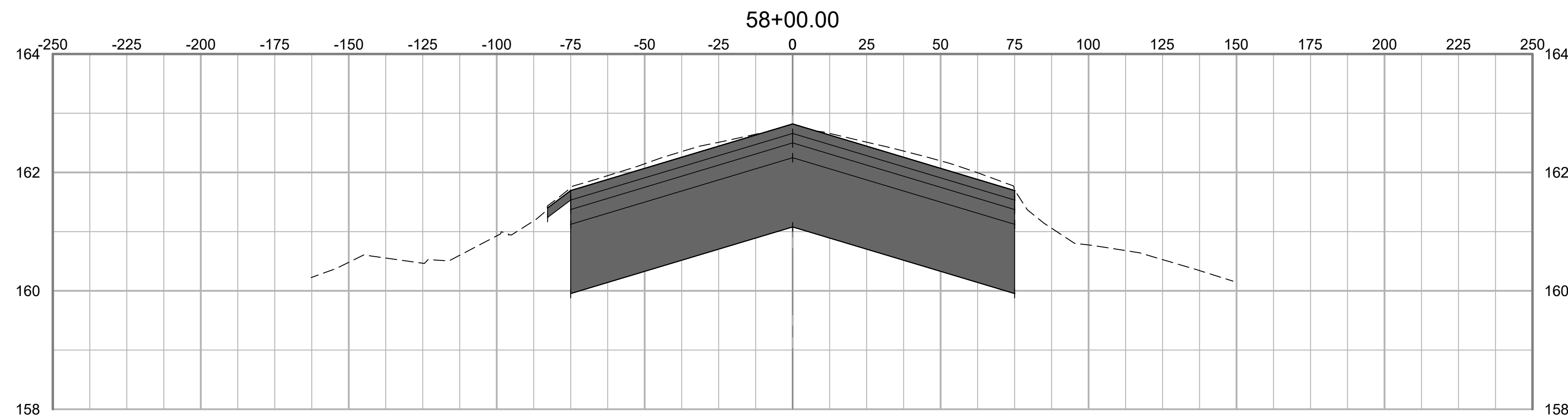
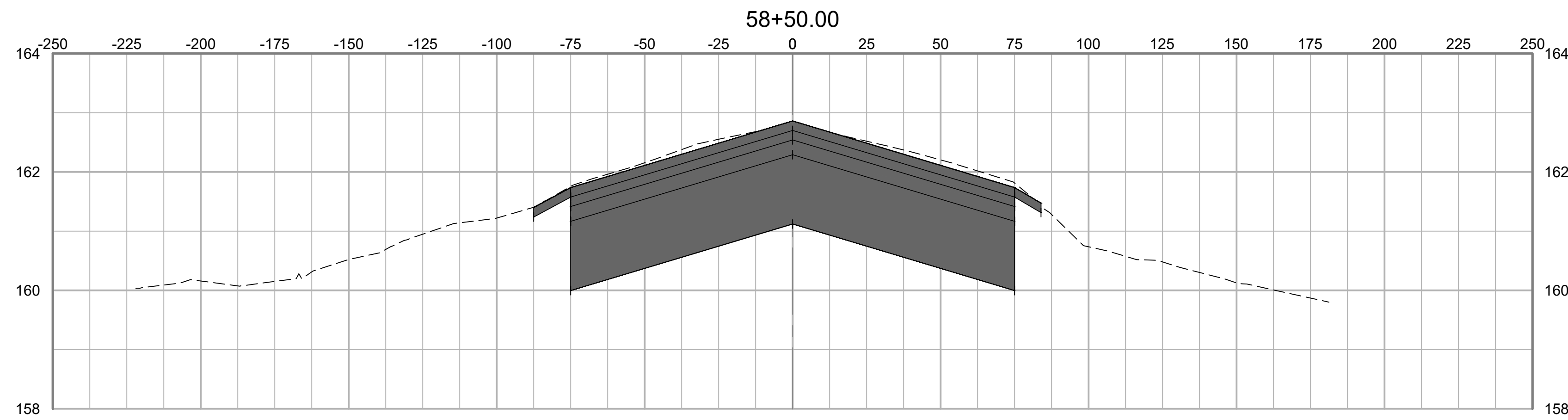
SHEET NO. **C-627** REV.

Inches  
 0 1/2 1 4




GRADING SECTION KEY NOTES:

- A EXISTING TURF SHOULDER
- B SEE DETAIL 1, SHT C-501 FOR CROSS-SLOPES
- C EXISTING RUNWAY SURFACE
- D 2-2" LIFTS P-401 ASPHALT SURFACE COURSE
- E 1-3" LIFT P-401 ASPHALT BASE COURSE
- F 14" P-207 IN- PLACE FOR BASE



NO.	DATE	ISSUED FOR	REV. DATE	DESC. OF REVISIONS
4	CDD 3/29/2020	ISSUED FOR BID		
3	CDD 2/27/2020	95% DESIGN REVIEW MEETING		
2	CDD 12/17/2019	80% DESIGN REVIEW MEETING		
1	CDD 10/16/2019	30% DESIGN REVIEW MEETING		



ISSUED FOR BID  
 NOT FOR CONSTRUCTION



CLIENT: **TUSCALOOSA NATIONAL AIRPORT**  
 PROJECT: **RECONSTRUCT RUNWAY 4-22**  
 SHEET TITLE: **CROSS SECTIONS - SHEET 28**

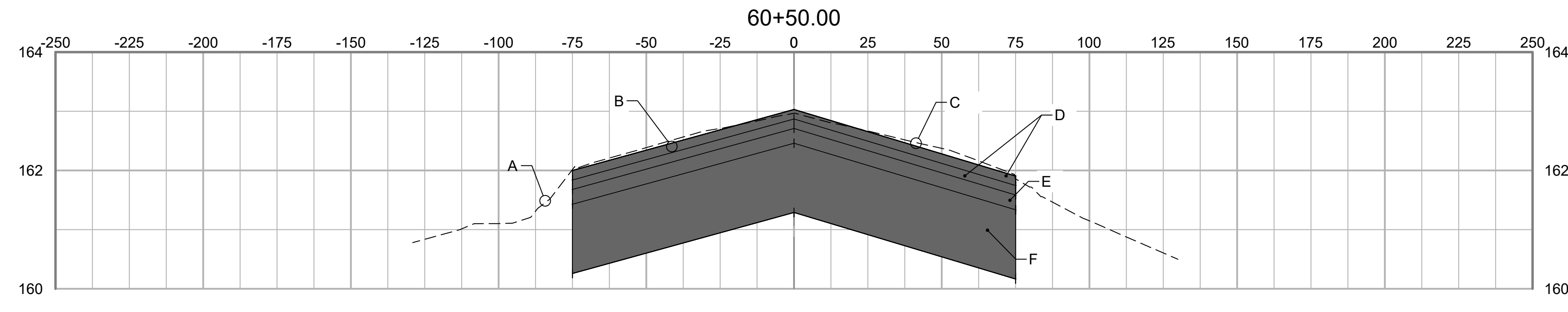


JOB NO.:	100066795
DESIGNED:	CDD
CHECKED:	DWS
DRAWN:	JSH
APPROVED:	CDD
SHEET NO.:	C-628

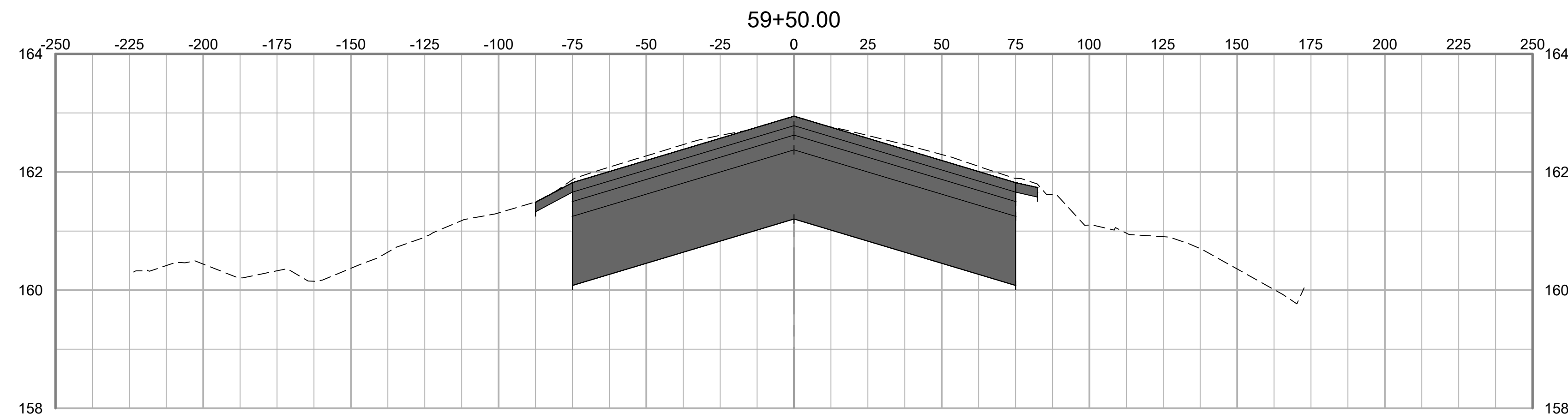
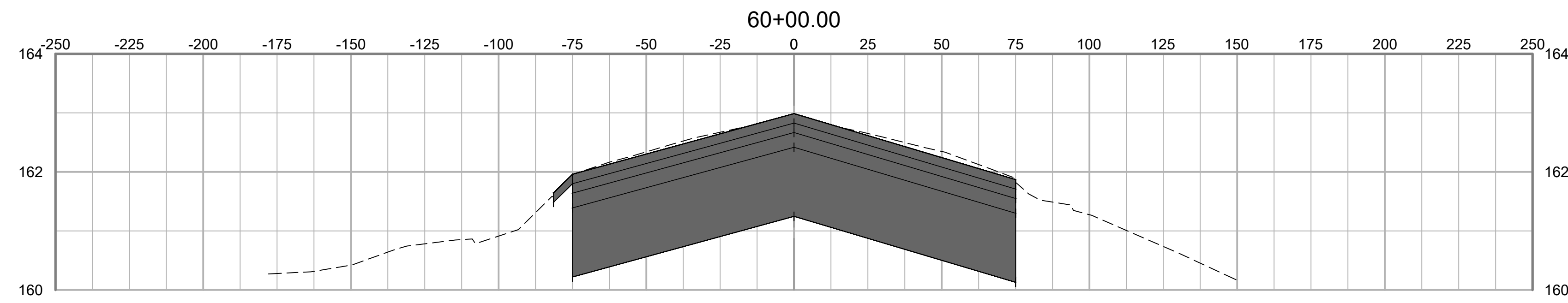


Inches  
0  
1/2  
1  
4


PLOT DATE: 3/27/2020 4:54 PM  
FILE NAME: S:\TCL\10006795\Runway 4-22 Rehab Design\DWG\C-601 Runway Cross Sections REV 1232019.dwg



- GRADING SECTION KEY NOTES:
- A EXISTING TURF SHOULDER
  - B SEE DETAIL 1, SHT C-501 FOR CROSS-SLOPES
  - C EXISTING RUNWAY SURFACE
  - D 2-2" LIFTS P-401 ASPHALT SURFACE COURSE
  - E 1-3" LIFT P-401 ASPHALT BASE COURSE
  - F 14" P-207 IN- PLACE FOR BASE



NO.	DATE	ISSUED FOR	REV.	DATE	DESC. OF REVISIONS
4	3/29/2020	ISSUED FOR BID			
3	2/27/2020	95% DESIGN REVIEW MEETING			
2	12/17/2019	60% DESIGN REVIEW MEETING			
1	10/16/2019	30% DESIGN REVIEW MEETING			



ISSUED FOR BID  
NOT FOR CONSTRUCTION



CLIENT: **TUSCALOOSA NATIONAL AIRPORT**

PROJECT: **RECONSTRUCT RUNWAY 4-22**

SHEET TITLE: **CROSS SECTIONS - SHEET 29**

**SNC-LAVALIN** **ATKINS**

CORPORATE OFFICE: 450 W. BOY SCOTT BLVD. TAMPA, FL 33607  
FIRP CERTIFICATE OF AUTHORIZATION NO.24  
WWW.ATKINSGLOBAL.COM

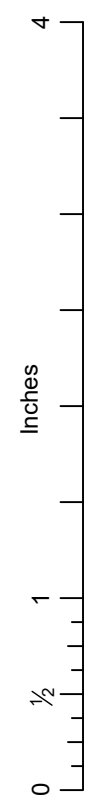
LOCAL OFFICE: 404 BVA DRIVE, STE 600 NASHVILLE, TN 37217  
TEL: 615.399.0281 FAX: 615.399.0283

JOB NO.: 10006795

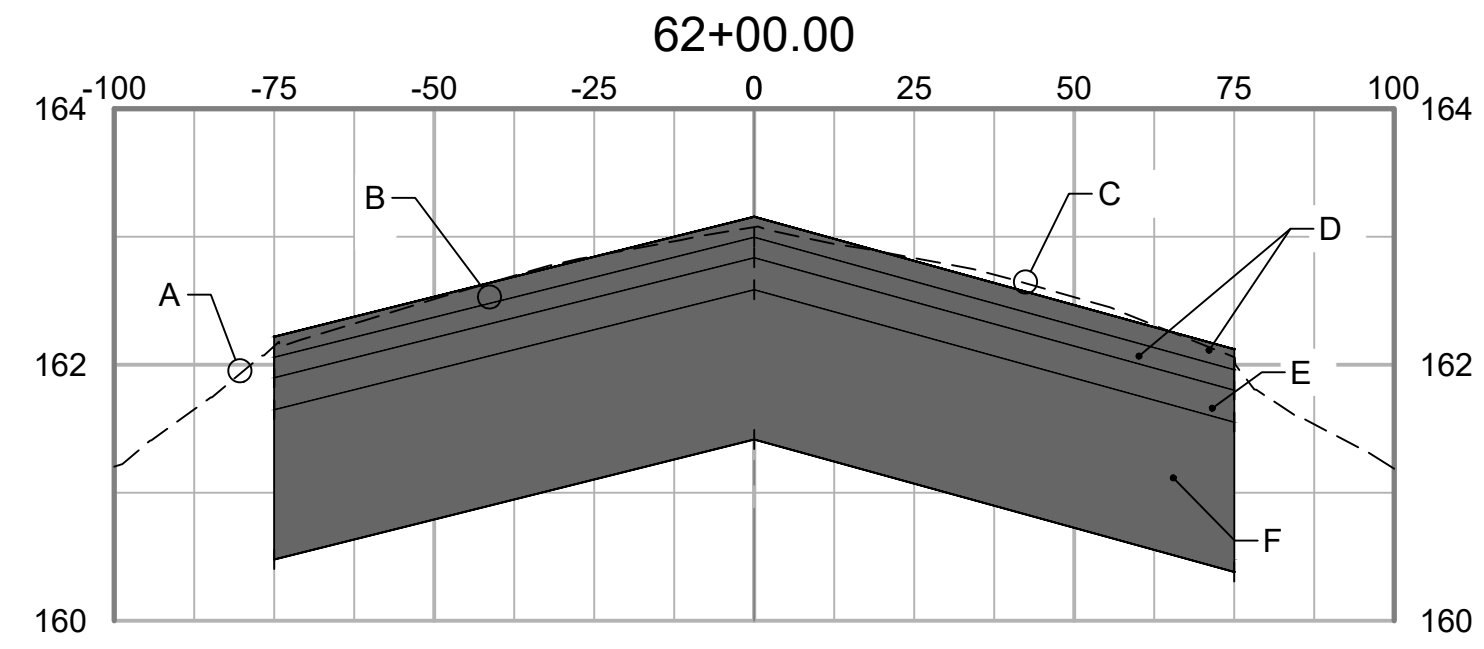
DESIGNED: CDD CHECKED: DWS

DRAWN: JSH APPROVED: CDD

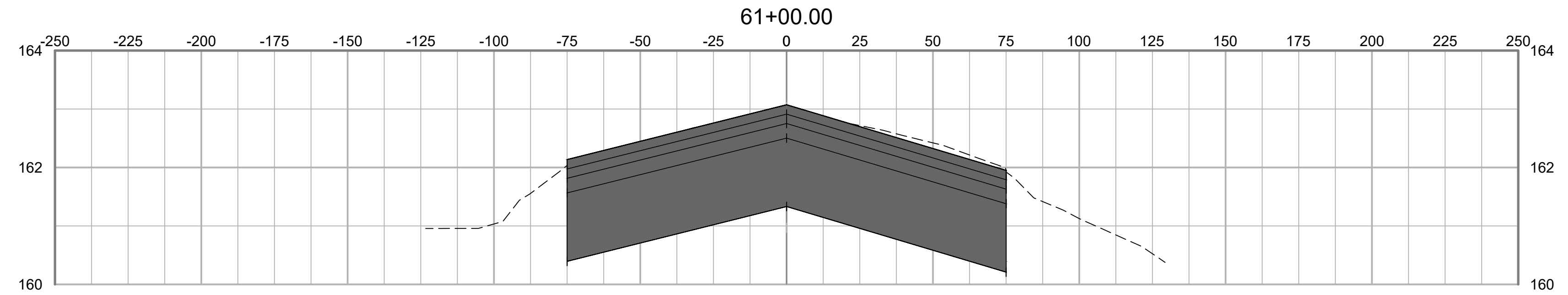
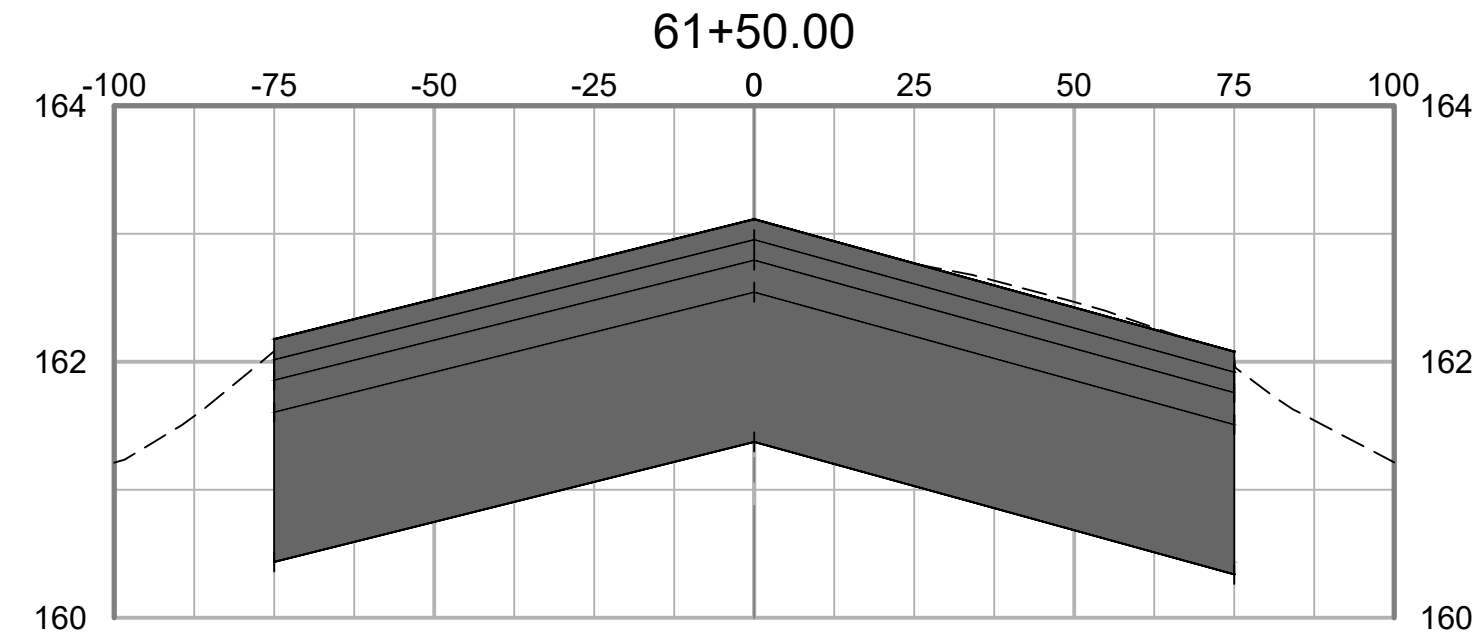
SHEET NO. **C-629** REV. **△**




PLOT DATE: 3/27/2020 4:54 PM  
 FILE NAME: S:\TCL\10006795\Runway 4-22 Rehab Design\DWG\C-601 Runway Cross Sections REV 1232019.dwg



- GRADING SECTION KEY NOTES:
- A EXISTING TURF SHOULDER
  - B SEE DETAIL 1, SHT C-501 FOR CROSS-SLOPES
  - C EXISTING RUNWAY SURFACE
  - D 2-2" LIFTS P-401 ASPHALT SURFACE COURSE
  - E 1-3" LIFT P-401 ASPHALT BASE COURSE
  - F 14" P-207 IN- PLACE FOR BASE



NO.	DATE	ISSUED FOR	DESC. OF REVISIONS
4	CDD 3/29/2020	ISSUED FOR BID	
3	CDD 2/27/2020	95% DESIGN REVIEW MEETING	
2	CDD 12/17/2019	80% DESIGN REVIEW MEETING	
1	CDD 10/16/2019	30% DESIGN REVIEW MEETING	



ISSUED FOR BID  
 NOT FOR CONSTRUCTION



CLIENT: **TUSCALOOSA NATIONAL AIRPORT**  
 PROJECT: **RECONSTRUCT RUNWAY 4-22**  
 SHEET TITLE: **CROSS SECTIONS - SHEET 30**

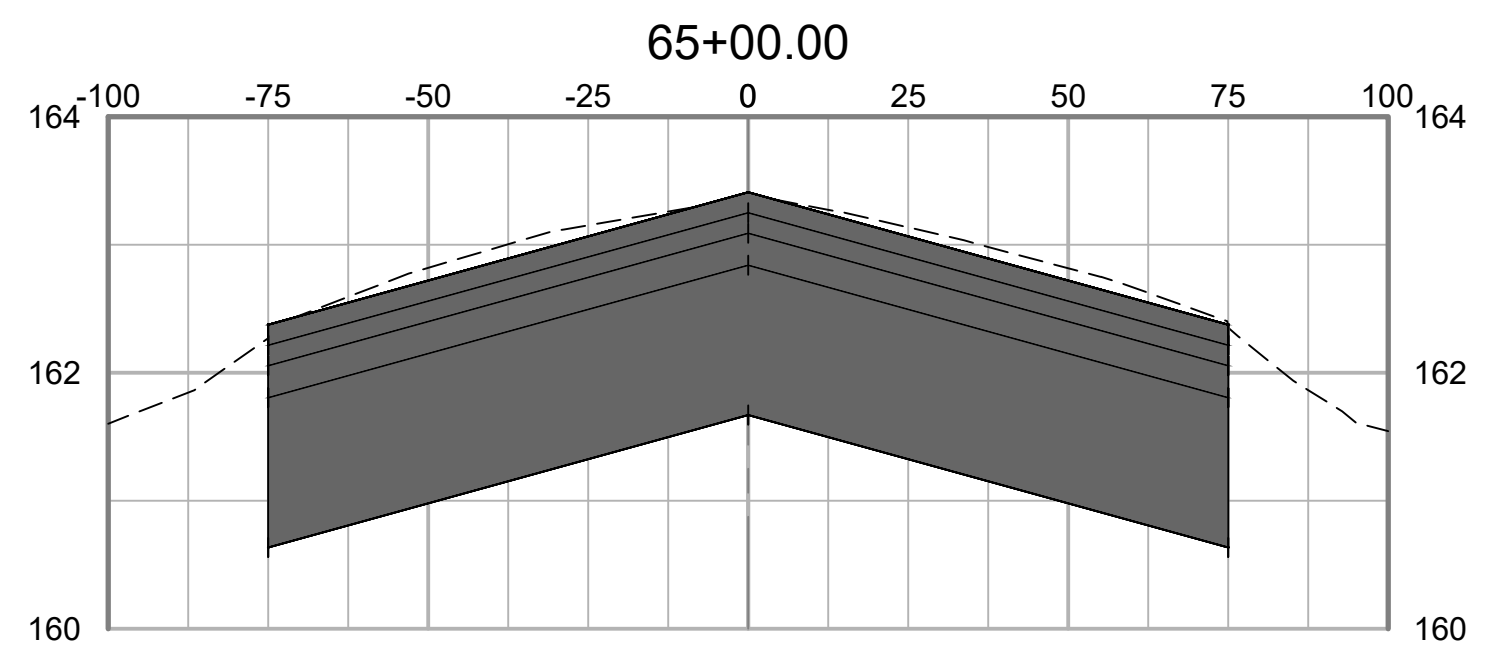
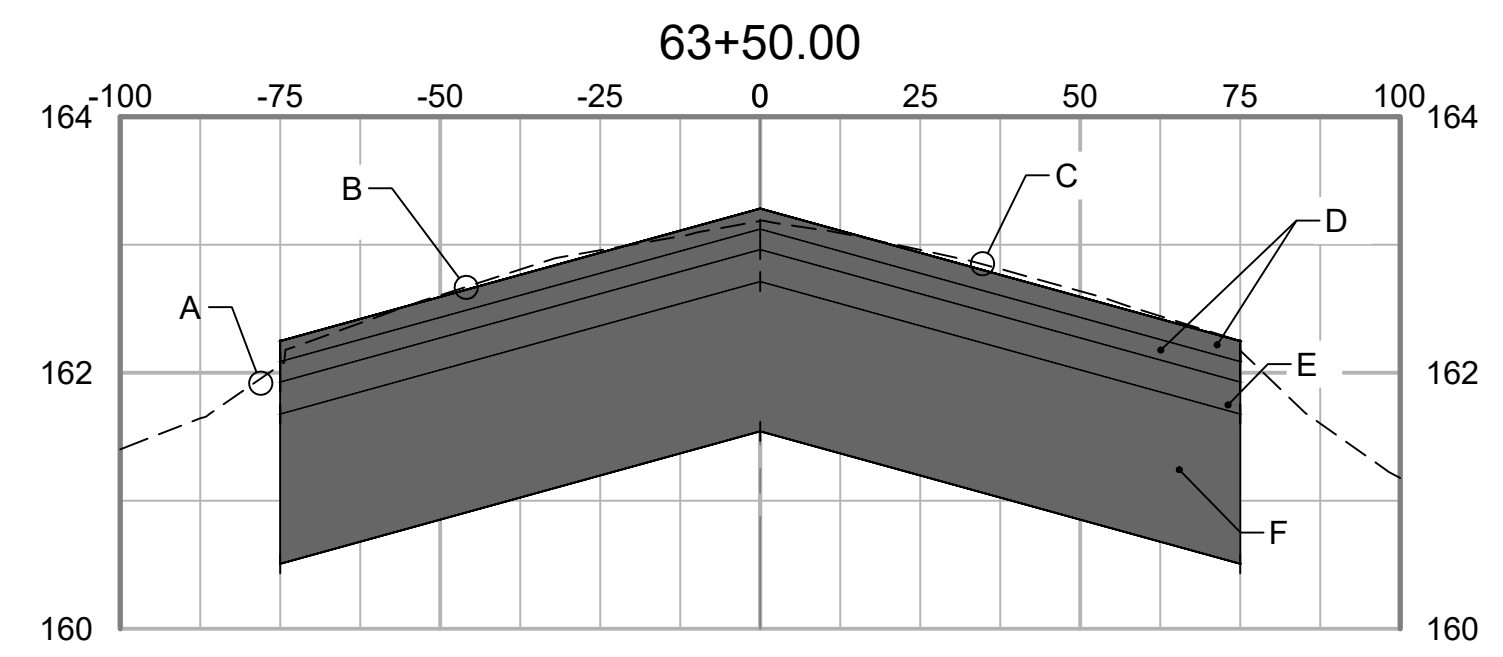
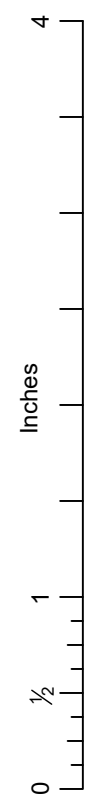
**SNC-LAVALIN** **ATKINS**  
Member of SNC-Lavalin Group

CORPORATE OFFICE: 450 W. BOY SCOTT BLVD. TAMPA, FL 33607  
 FPRP CERTIFICATE OF AUTHORIZATION NO.24  
 WWW.ATKINSGLOBAL.COM

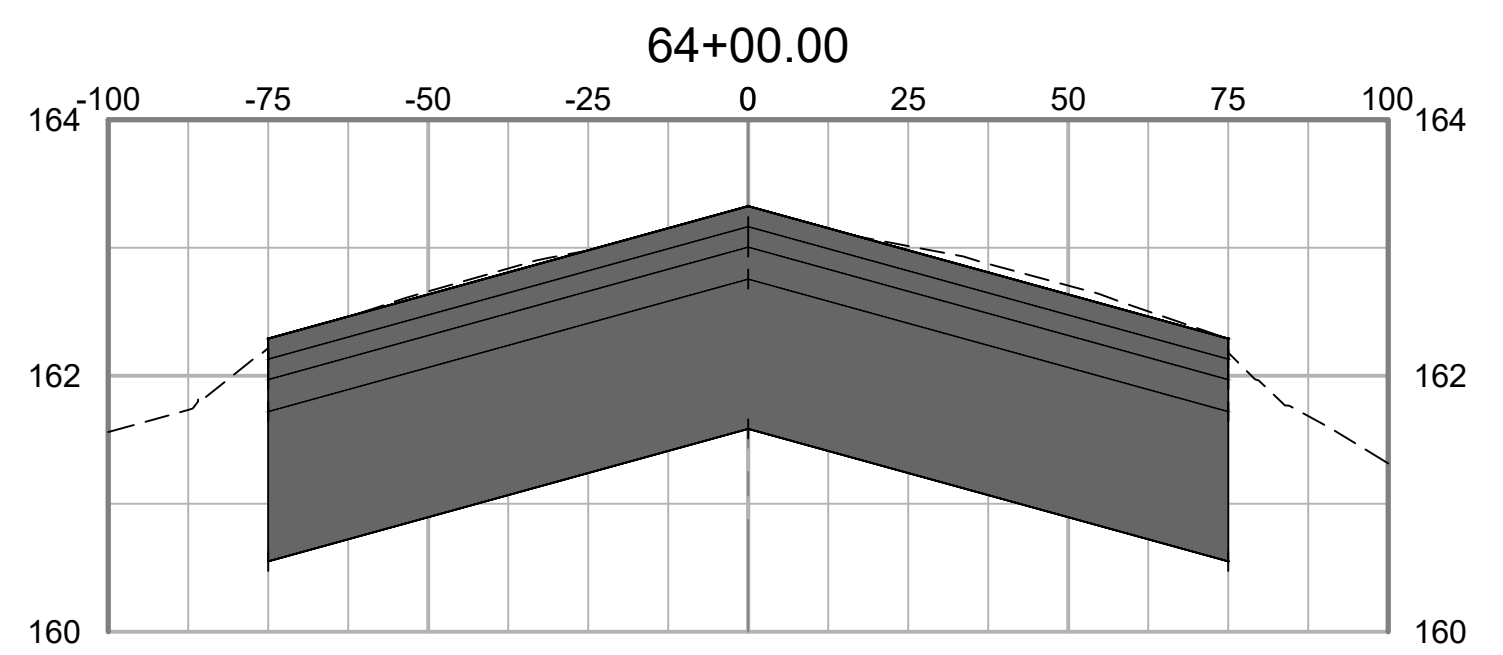
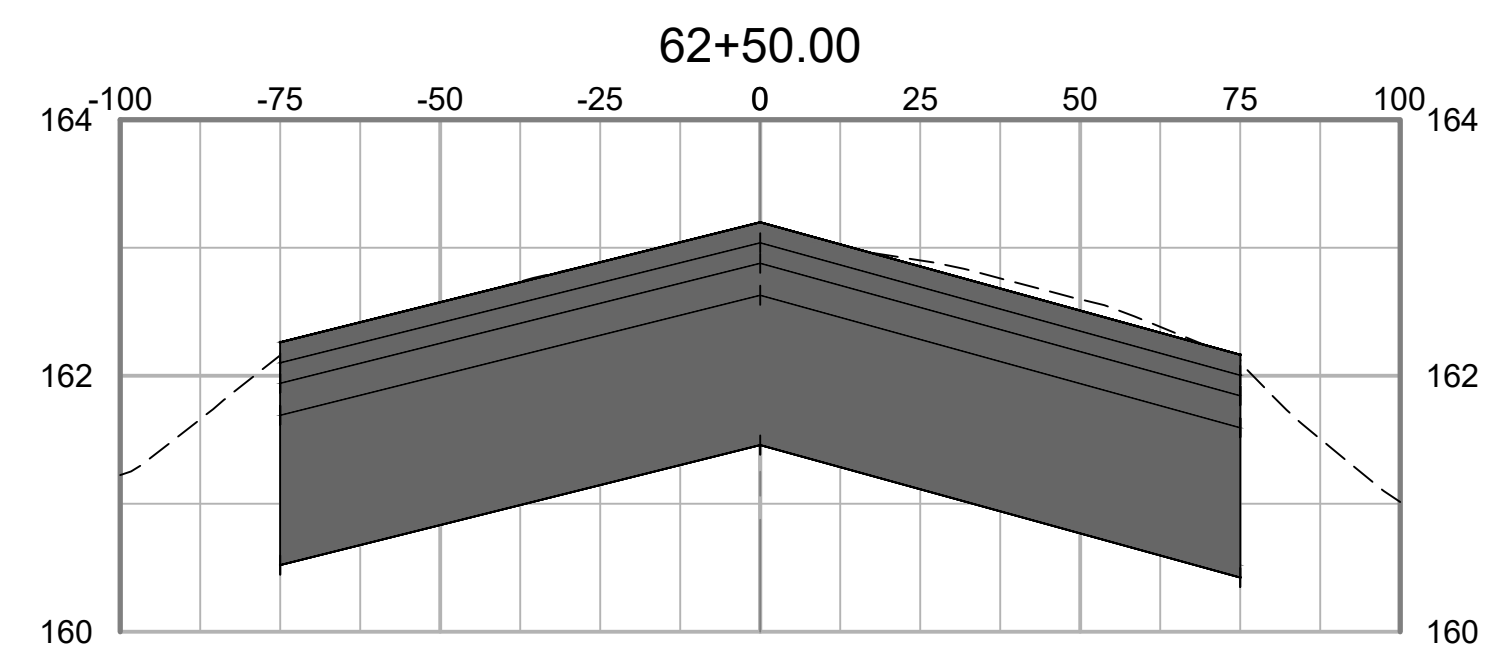
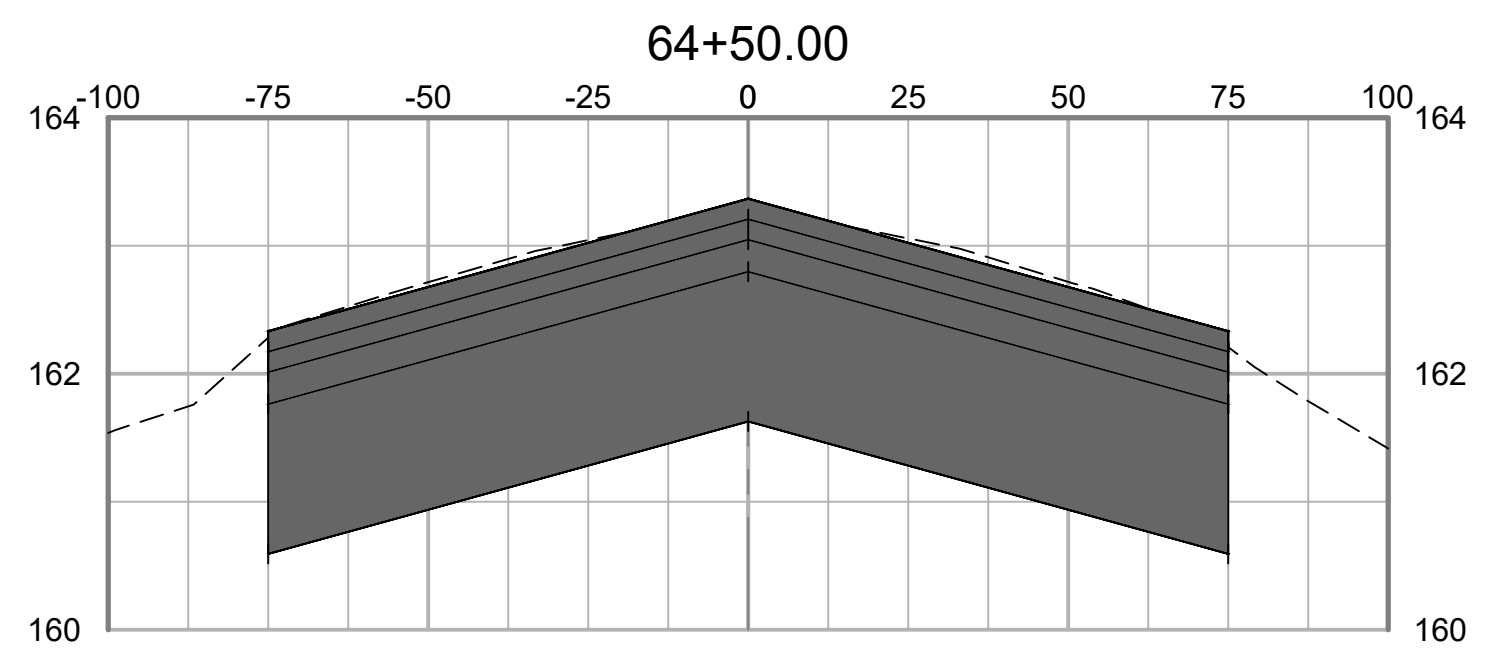
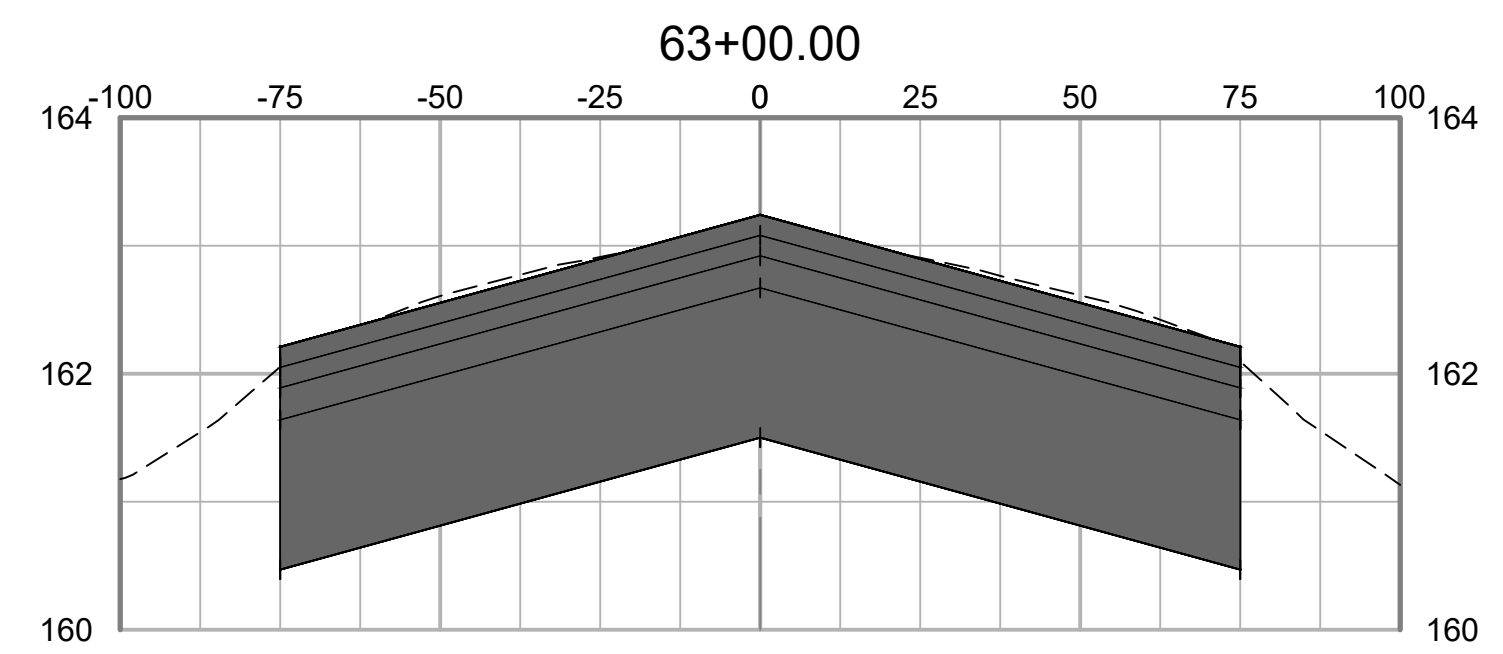
LOCAL OFFICE: 404 BVA DRIVE, STE 600 NASHVILLE, TN 37217  
 TEL: 615.399.0298 FAX: 615.399.0263

JOB NO.:	10006795
DESIGNED:	CDD
CHECKED:	DWS
DRAWN:	JSH
APPROVED:	CDD
SHEET NO.:	C-630






- GRADING SECTION KEY NOTES:
- A EXISTING TURF SHOULDER
  - B SEE DETAIL 1, SHT C-501 FOR CROSS-SLOPES
  - C EXISTING RUNWAY SURFACE
  - D 2-2" LIFTS P-401 ASPHALT SURFACE COURSE
  - E 1-3" LIFT P-401 ASPHALT BASE COURSE
  - F 14" P-207 IN- PLACE FOR BASE



NO.	DATE	ISSUED FOR	DESC. OF REVISIONS
4	CDD 3/29/2020	ISSUED FOR BID	
3	CDD 2/27/2020	95% DESIGN REVIEW MEETING	
2	CDD 12/17/2019	60% DESIGN REVIEW MEETING	
1	CDD 10/16/2019	30% DESIGN REVIEW MEETING	



ISSUED FOR BID  
NOT FOR CONSTRUCTION



CLIENT: **TUSCALOOSA NATIONAL AIRPORT**

PROJECT: **RECONSTRUCT RUNWAY 4-22**

SHEET TITLE: **CROSS SECTIONS - SHEET 31**

**SNC-LAVALIN** **ATKINS**

CORPORATE OFFICE: 450 W. BOY SCOUT BLVD. TAMPA, FL 33607  
FPRP CERTIFICATE OF AUTHORIZATION NO.24  
WWW.ATKINSGLOBAL.COM

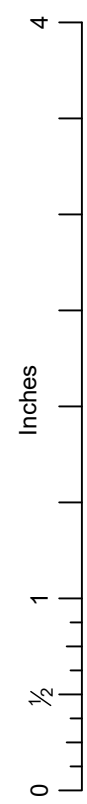
LOCAL OFFICE: 404 BNA DRIVE, STE 600 NASHVILLE, TN 37217  
TEL: 615.399.0298 FAX: 615.399.0263

JOB NO.: 100066795

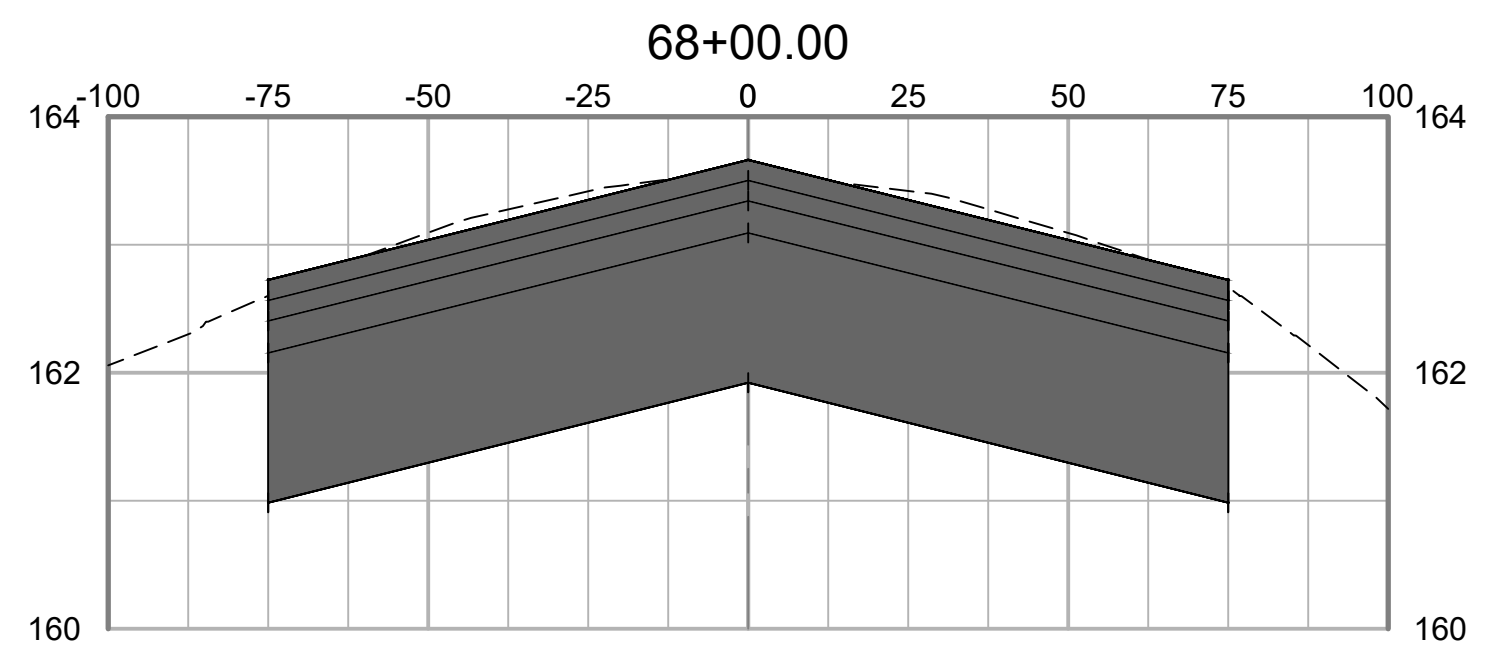
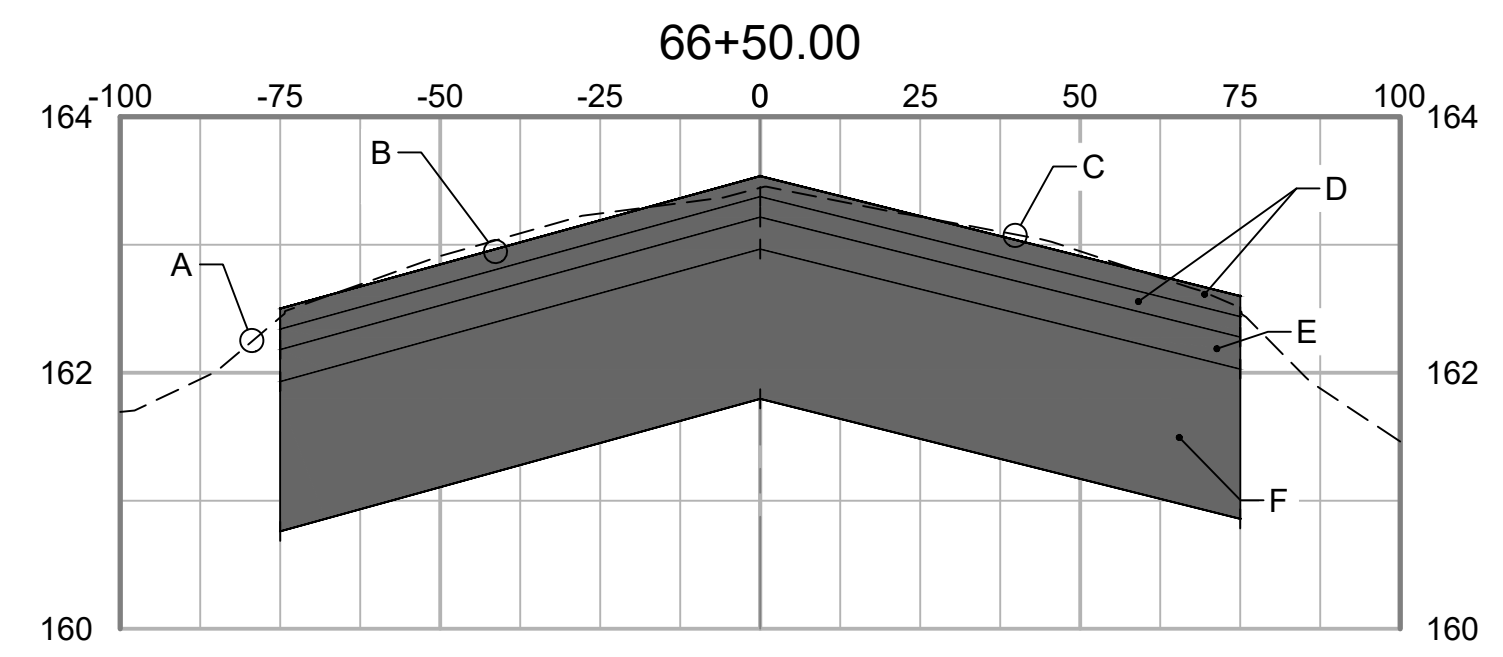
DESIGNED: CDD CHECKED: DWS

DRAWN: JSH APPROVED: CDD

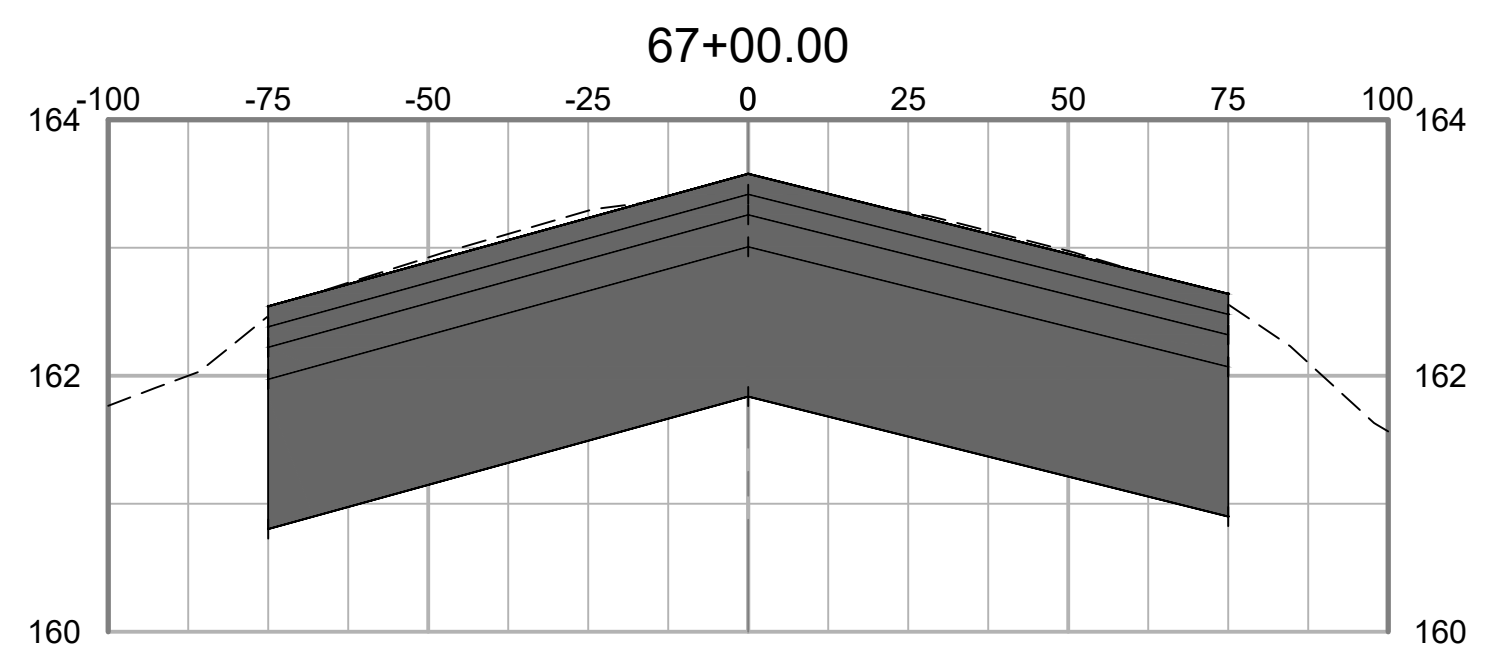
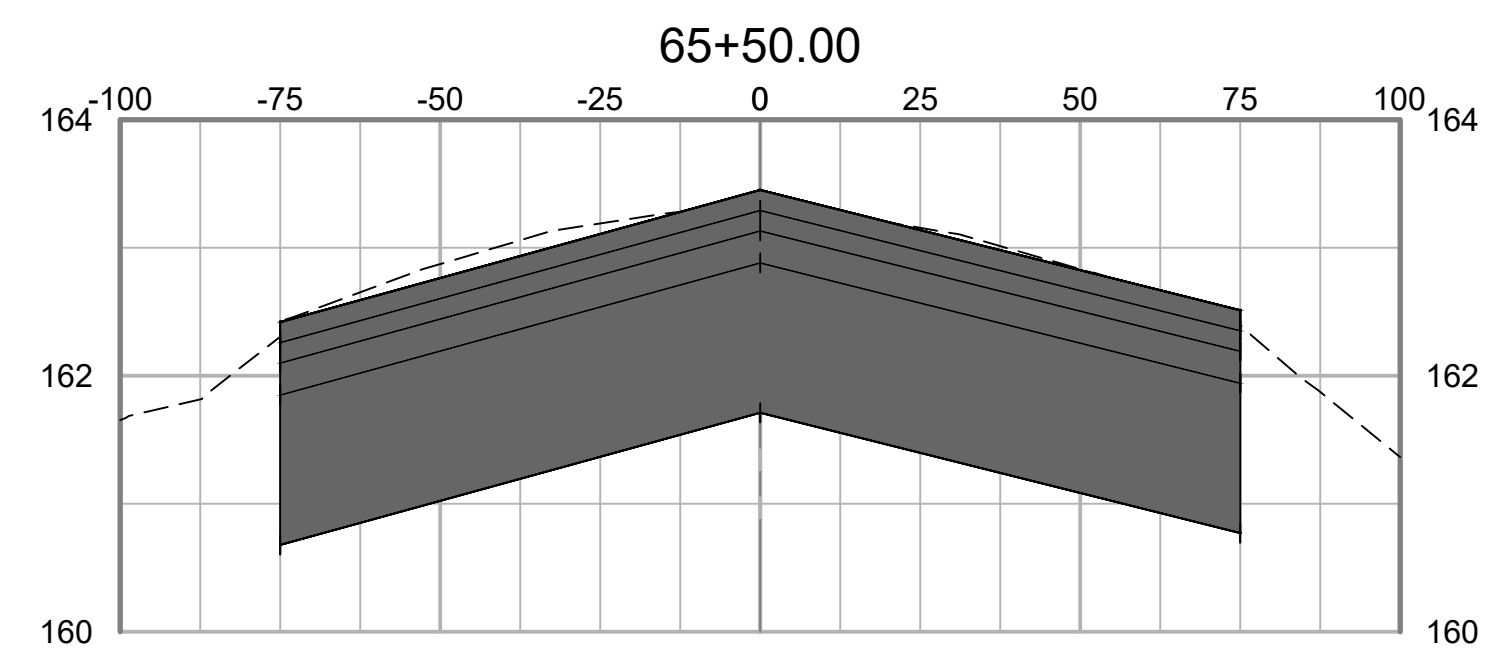
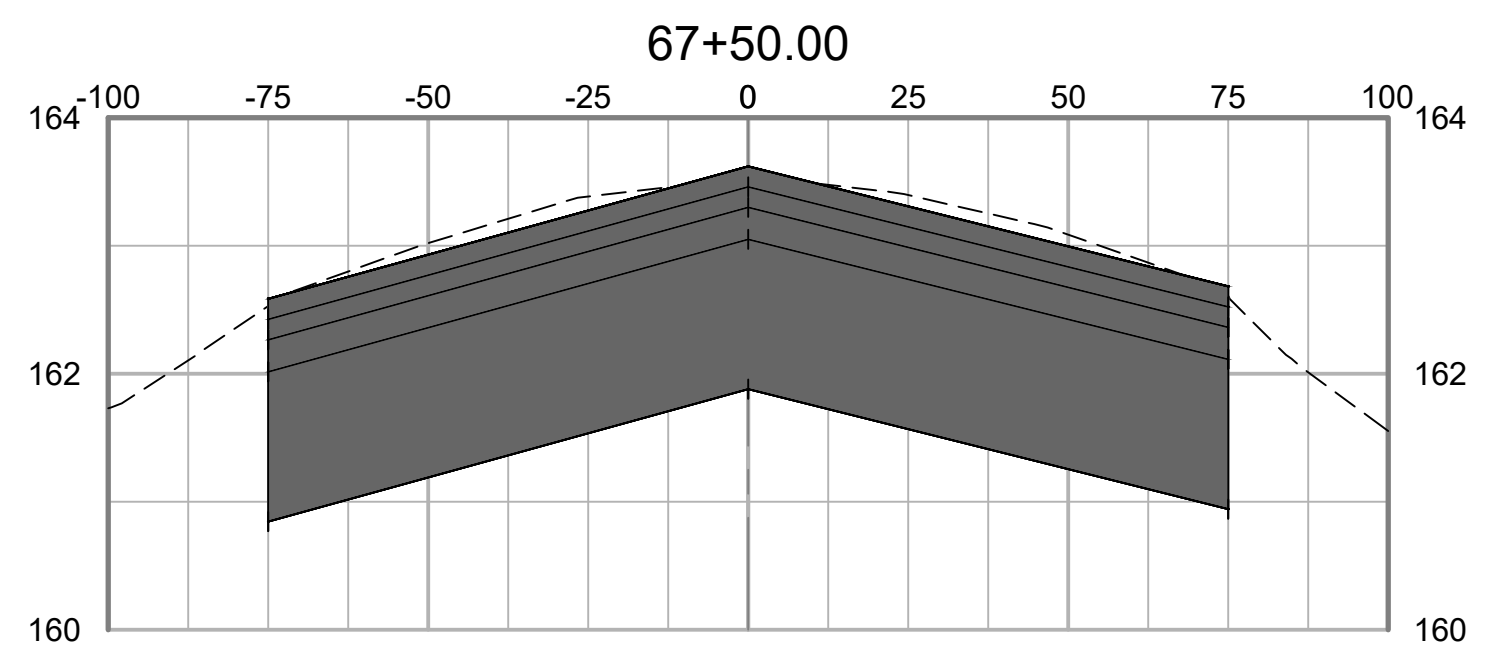
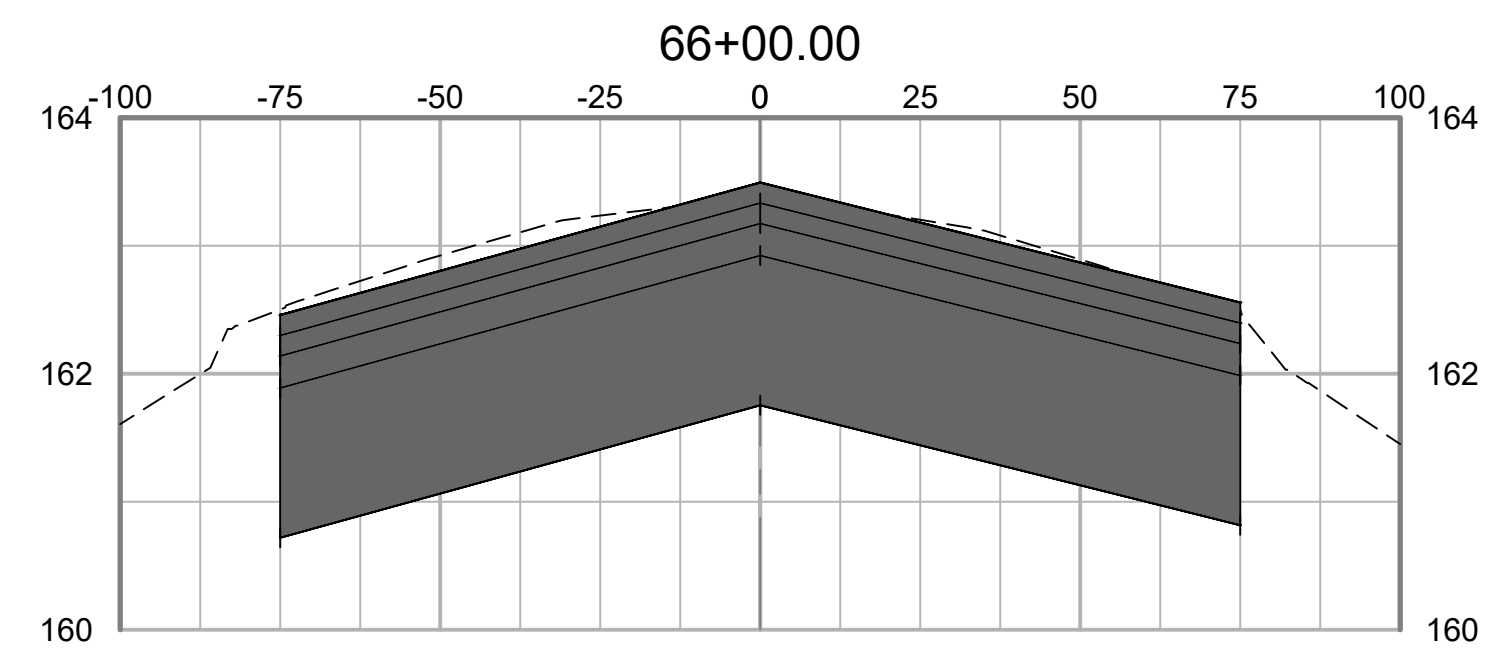
SHEET NO. **C-631** REV.




PLOT DATE: 3/27/2020 4:54 PM  
 FILE NAME: S:\P-TCLL10006795\Runway 4-22 Rehab Design\DWG\C-601 Runway Cross Sections REV 1232019.dwg



- GRADING SECTION KEY NOTES:
- A EXISTING TURF SHOULDER
  - B SEE DETAIL 1, SHT C-501 FOR CROSS-SLOPES
  - C EXISTING RUNWAY SURFACE
  - D 2-2" LIFTS P-401 ASPHALT SURFACE COURSE
  - E 1-3" LIFT P-401 ASPHALT BASE COURSE
  - F 14" P-207 IN- PLACE FOR BASE



NO.	REV.	DATE	ISSUED FOR	DESC. OF REVISIONS
4	CDD	3/29/2020	ISSUED FOR BID	
3	CDD	2/27/2020	95% DESIGN REVIEW MEETING	
2	CDD	12/17/2019	60% DESIGN REVIEW MEETING	
1	CDD	10/16/2019	30% DESIGN REVIEW MEETING	



ISSUED FOR BID  
 NOT FOR CONSTRUCTION



CLIENT: **TUSCALOOSA NATIONAL AIRPORT**  
 PROJECT: **RECONSTRUCT RUNWAY 4-22**  
 SHEET TITLE: **CROSS SECTIONS - SHEET 32**

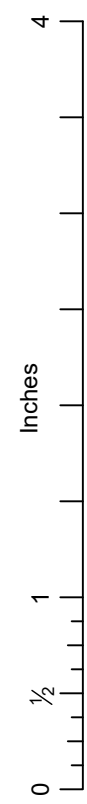


JOB NO.: 10006795

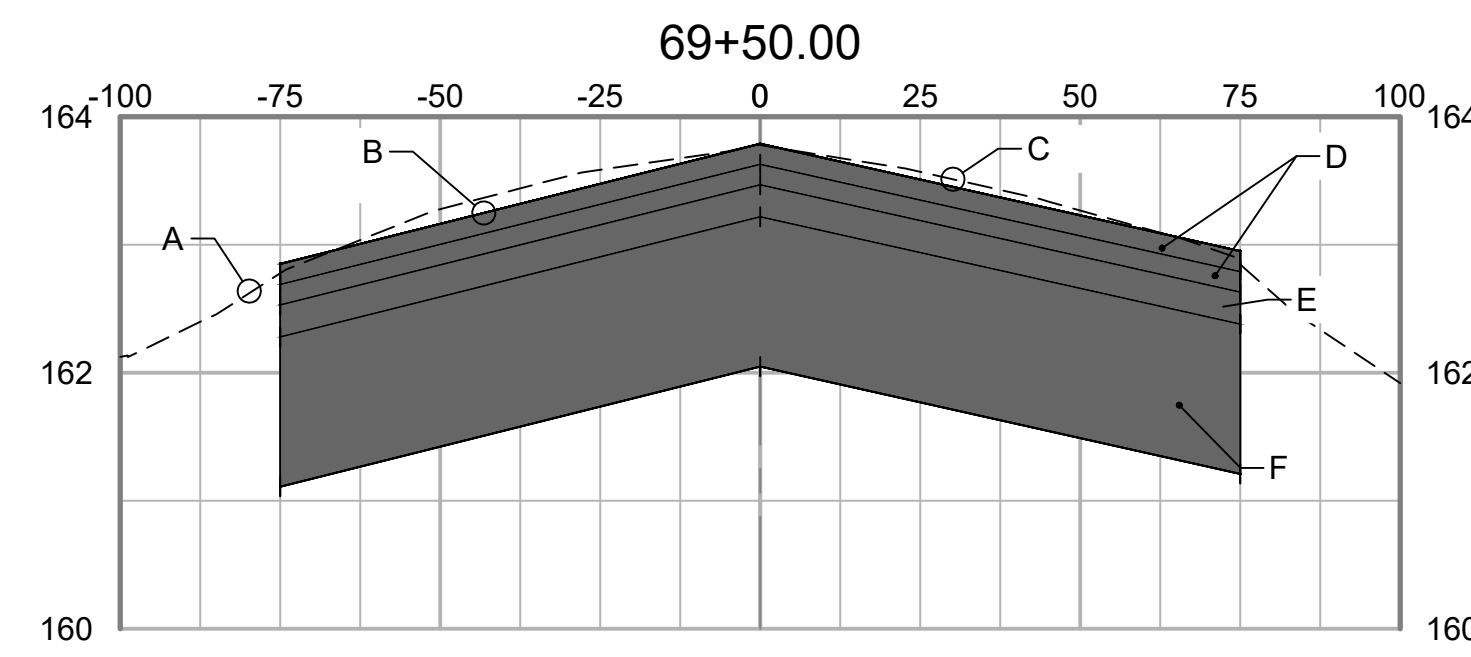
DESIGNED: CDD	CHECKED: DWS
DRAWN: JSH	APPROVED: CDD

SHEET NO. **C-632** REV.

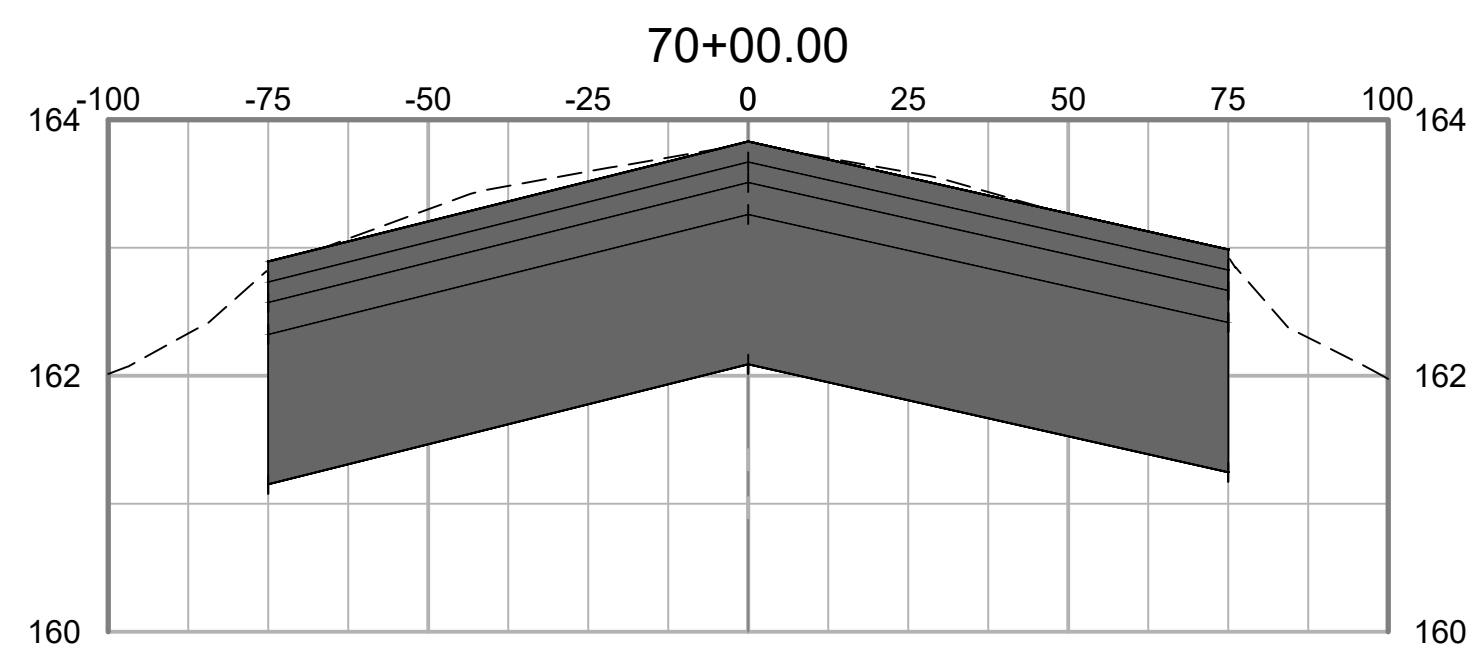
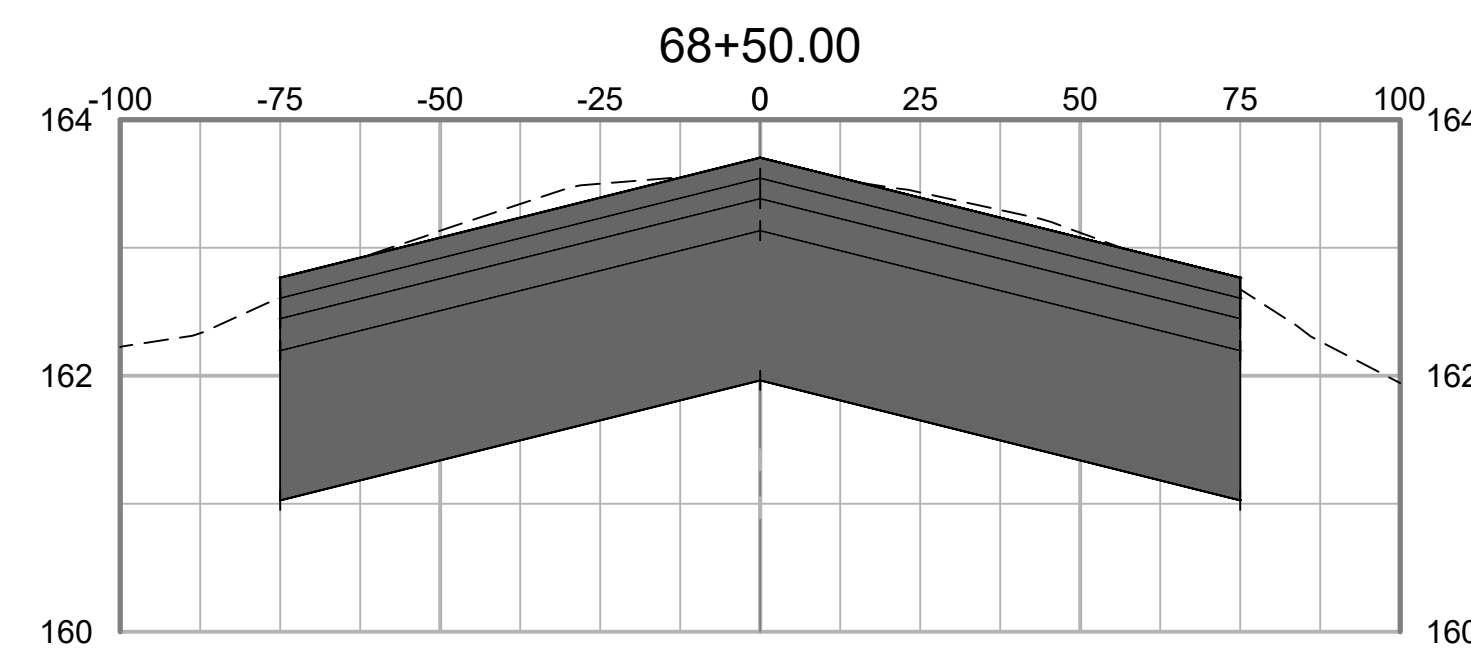
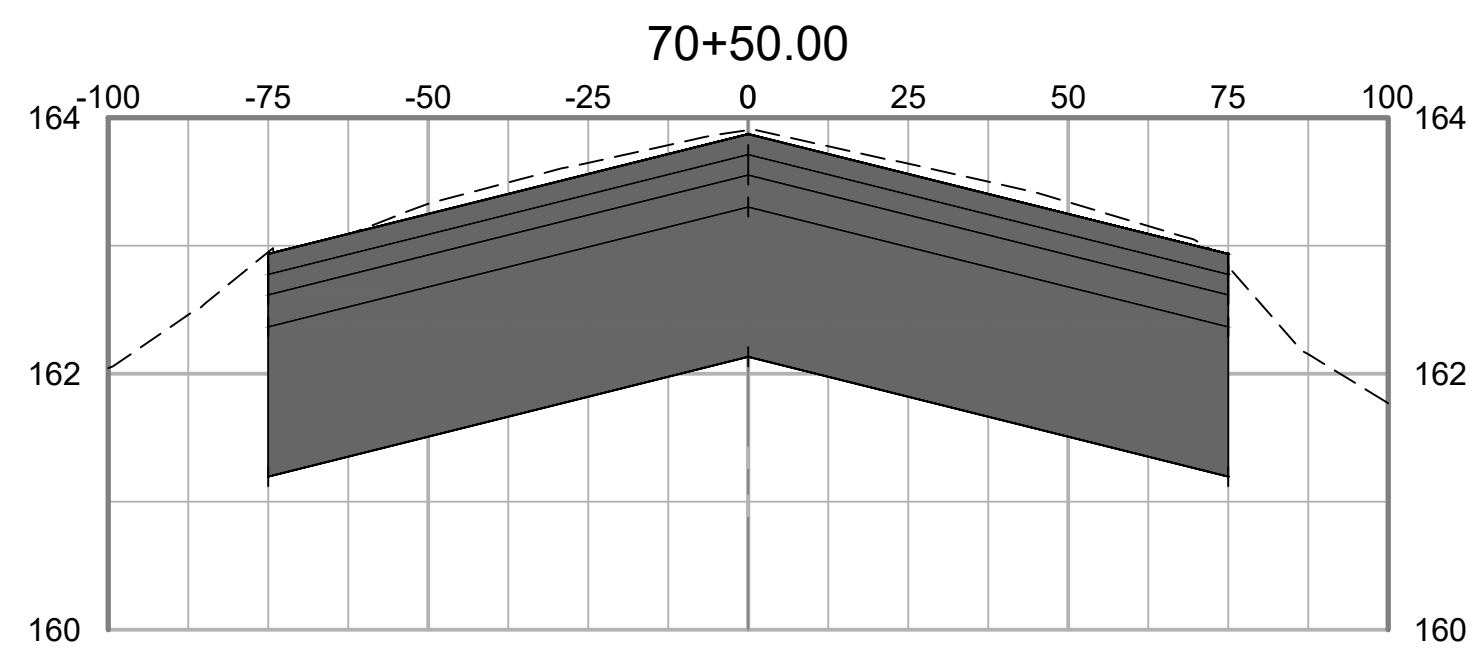
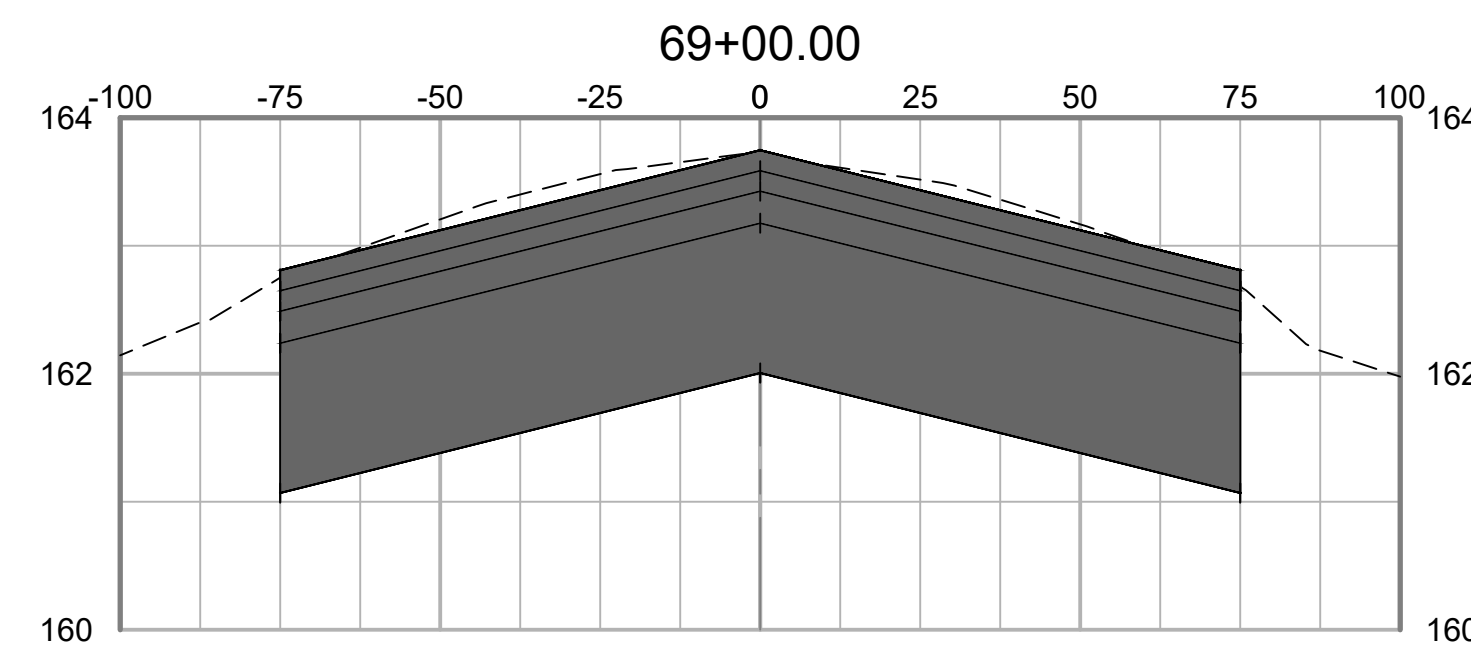





PLOT DATE: 3/27/2020 4:54 PM  
 FILE NAME: S:\0-TCLL\10006795 Runway 4-22 Rehab Design\DWG\C-601 Runway Cross Sections REV 1232019.dwg



- GRADING SECTION KEY NOTES:
- A EXISTING TURF SHOULDER
  - B SEE DETAIL 1, SHT C-501 FOR CROSS-SLOPES
  - C EXISTING RUNWAY SURFACE
  - D 2-2" LIFTS P-401 ASPHALT SURFACE COURSE
  - E 1-3" LIFT P-401 ASPHALT BASE COURSE
  - F 14" P-207 IN- PLACE FOR BASE



NO.	DATE	ISSUED FOR	REV. BY	DATE	DESC. OF REVISIONS
4	3/29/2020	ISSUED FOR BID			
3	2/27/2020	95% DESIGN REVIEW MEETING			
2	12/17/2019	60% DESIGN REVIEW MEETING			
1	10/16/2019	30% DESIGN REVIEW MEETING			



ISSUED FOR BID  
 NOT FOR CONSTRUCTION



CLIENT: **TUSCALOOSA NATIONAL AIRPORT**  
 PROJECT: **RECONSTRUCT RUNWAY 4-22**  
 SHEET TITLE: **CROSS SECTIONS - SHEET 33**

**SNC-LAVALIN** **ATKINS**  
Member of Jacobs Group

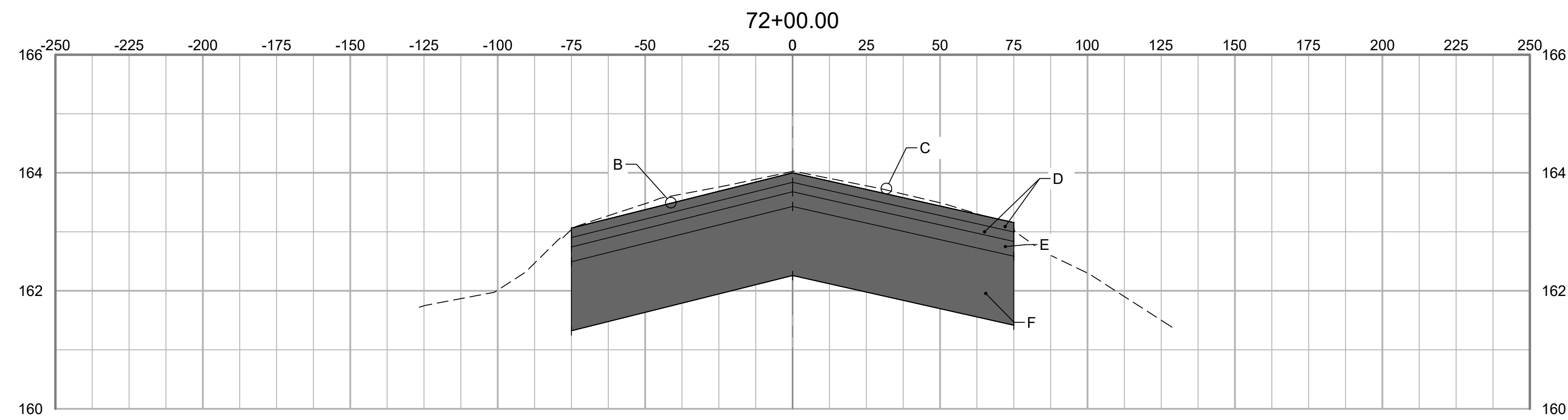
CORPORATE OFFICE: 450 W. BOY SCOTT BLVD. TAMPA, FL 33607  
 FPR CERTIFICATE OF AUTHORIZATION NO. 24  
 WWW.ATKINSGLOBAL.COM

LOCAL OFFICE: 404 BVA DRIVE, STE 600 NASHVILLE, TN 37217  
 TEL: 615.359.0288 FAX: 615.359.0283

JOB NO.:	100066795
DESIGNED:	CDD
CHECKED:	DWS
DRAWN:	JSH
APPROVED:	CDD
SHEET NO.:	C-633

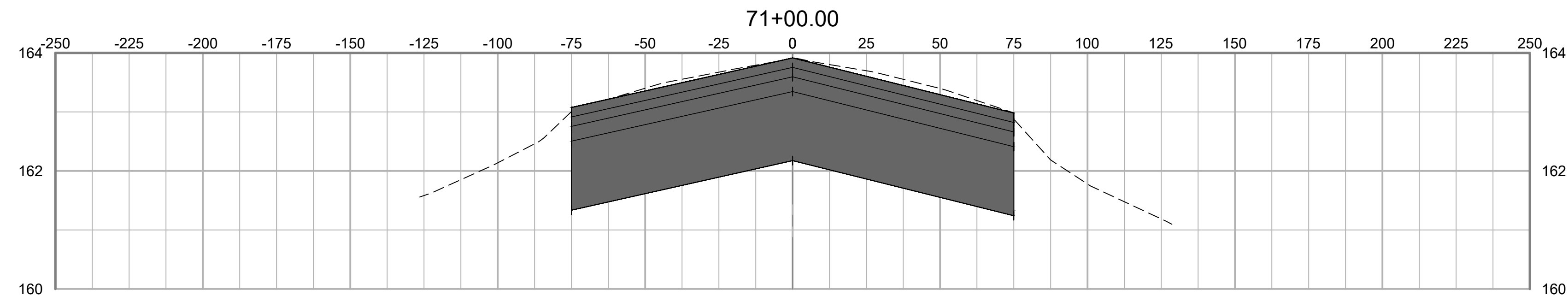
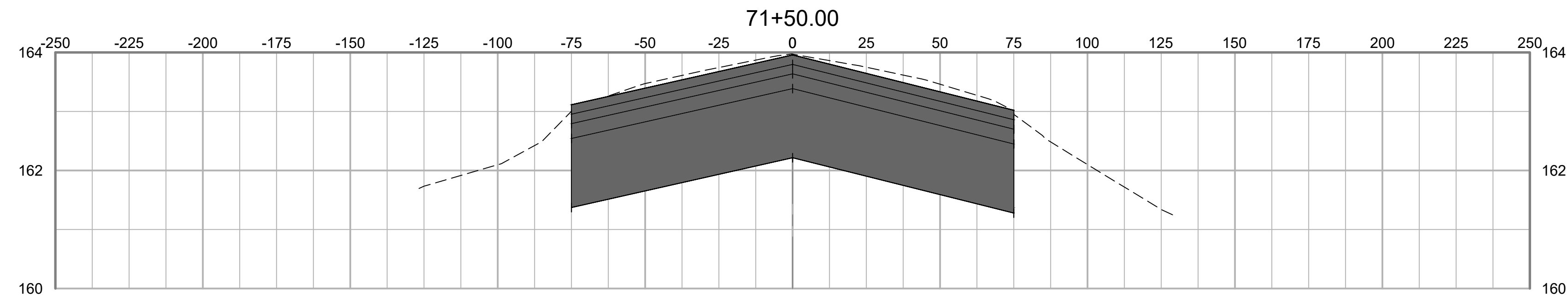
Inches  
0  
1/2  
1  
4

PLOT DATE: 3/27/2020 4:56 PM  
FILE NAME: S:\0-TCL1\10006795\Runway 4-22 Rehab Design\DWG\C-601 Runway Cross Sections REV 1232019.dwg




GRADING SECTION KEY NOTES:

- A EXISTING TURF SHOULDER
- B SEE DETAIL 1, SHT C-501 FOR CROSS-SLOPES
- C EXISTING RUNWAY SURFACE
- D 2-2" LIFTS P-401 ASPHALT SURFACE COURSE
- E 1-3" LIFT P-401 ASPHALT BASE COURSE
- F 14" P-207 IN- PLACE FOR BASE



NO.	DATE	ISSUED FOR	REV. BY	DATE	DESC. OF REVISIONS
4	CDD 3/29/2020	ISSUED FOR BID			
3	CDD 2/27/2020	95% DESIGN REVIEW MEETING			
2	CDD 12/17/2019	60% DESIGN REVIEW MEETING			
1	CDD 10/16/2019	30% DESIGN REVIEW MEETING			



ISSUED FOR BID  
NOT FOR CONSTRUCTION



CLIENT: **TUSCALOOSA NATIONAL AIRPORT**

PROJECT: **RECONSTRUCT RUNWAY 4-22**

SHEET TITLE: **CROSS SECTIONS - SHEET 34**

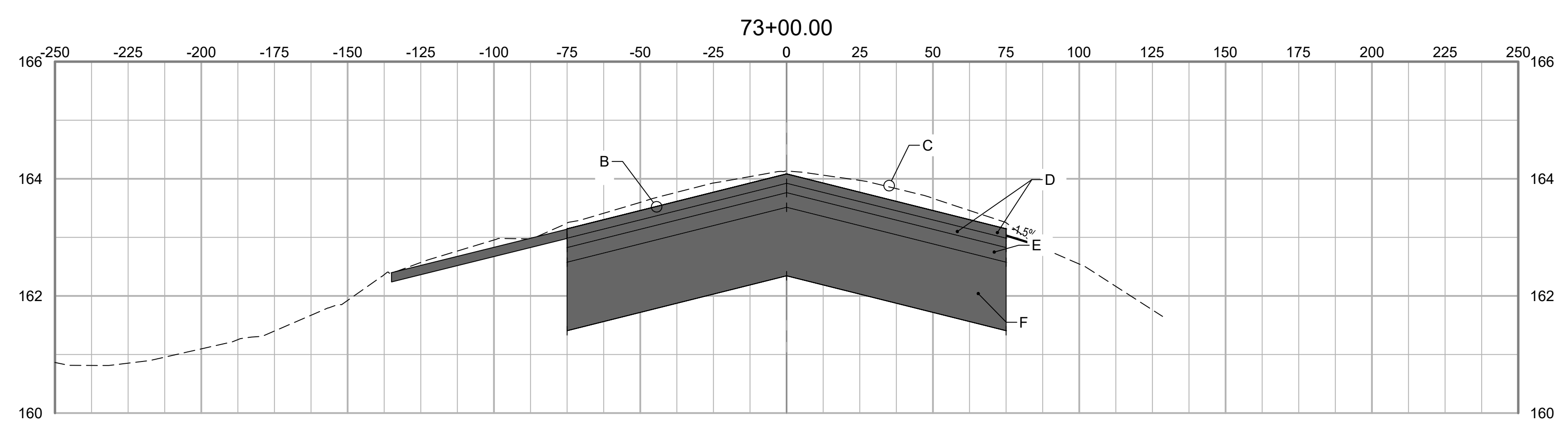


JOB NO.:	10006795
DESIGNED:	CDD
CHECKED:	DWS
DRAWN:	JSH
APPROVED:	CDD
SHEET NO.:	C-634
REV.:	△

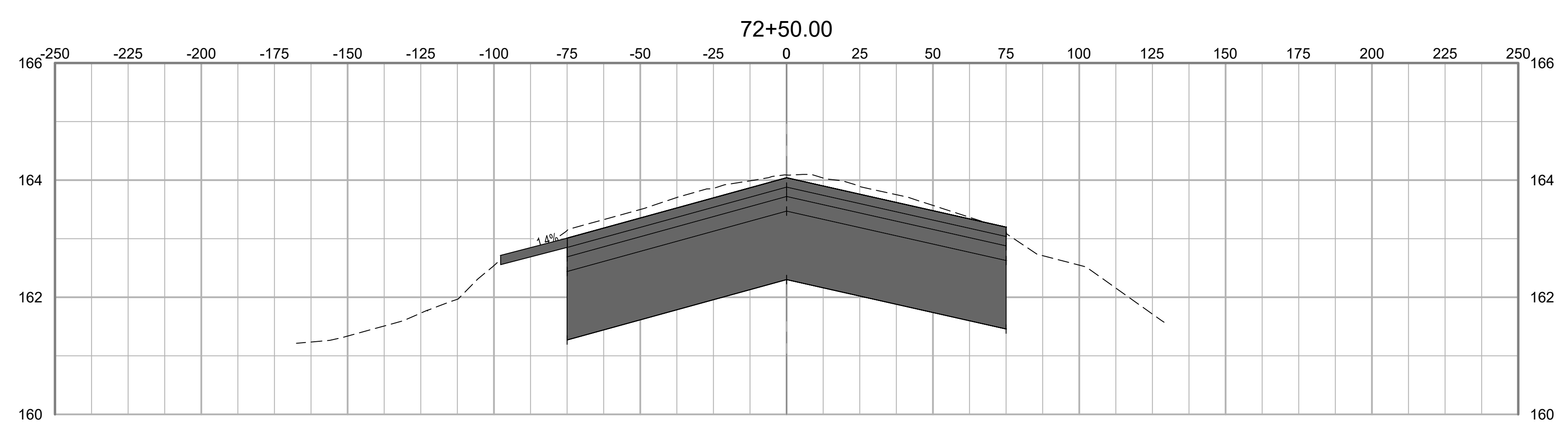


Inches  
0 1/4 1 4


PLOT DATE: 3/27/2020 4:56 PM  
FILE NAME: S:\0-TCL\10006795\Runway 4-22 Rehab Design\DWG\C-601 Runway Cross Sections REV 12/20/19.dwg



- GRADING SECTION KEY NOTES:
- A EXISTING TURF SHOULDER
  - B SEE DETAIL 1, SHT C-501 FOR CROSS-SLOPES
  - C EXISTING RUNWAY SURFACE
  - D 2-2" LIFTS P-401 ASPHALT SURFACE COURSE
  - E 1-3" LIFT P-401 ASPHALT BASE COURSE
  - F 14" P-207 IN- PLACE FOR BASE



NO.	DATE	ISSUED FOR	REV. NO.	DATE	DESC. OF REVISIONS
4	3/29/2020	ISSUED FOR BID			
3	2/27/2020	95% DESIGN REVIEW MEETING			
2	CDD 12/17/2019	60% DESIGN REVIEW MEETING			
1	CDD 10/16/2019	30% DESIGN REVIEW MEETING			



ISSUED FOR BID  
NOT FOR CONSTRUCTION



CLIENT: **TUSCALOOSA NATIONAL AIRPORT**

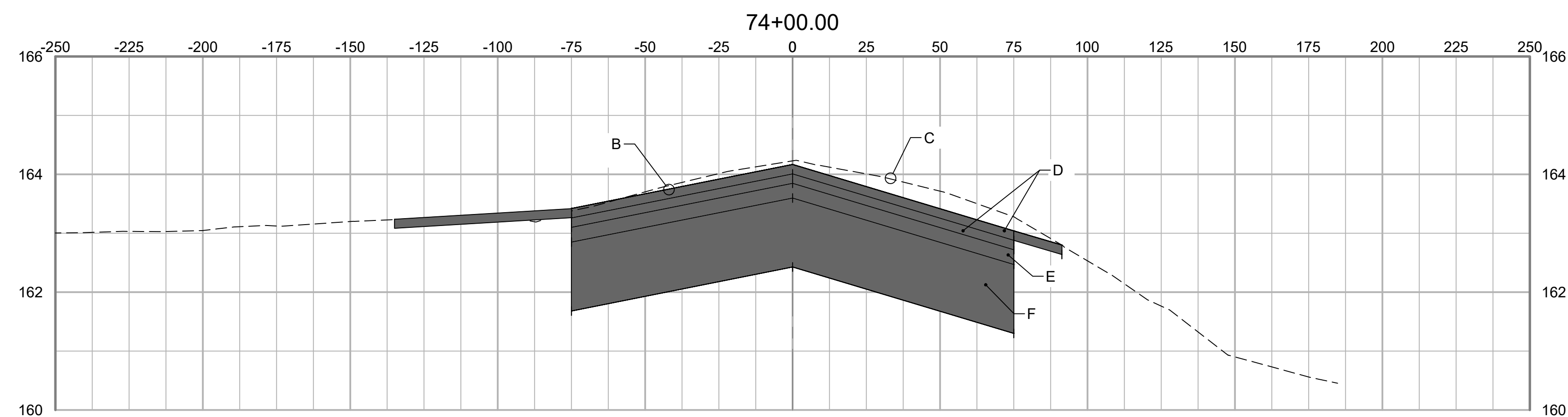
PROJECT: **RECONSTRUCT RUNWAY 4-22**

SHEET TITLE: **CROSS SECTIONS - SHEET 35**



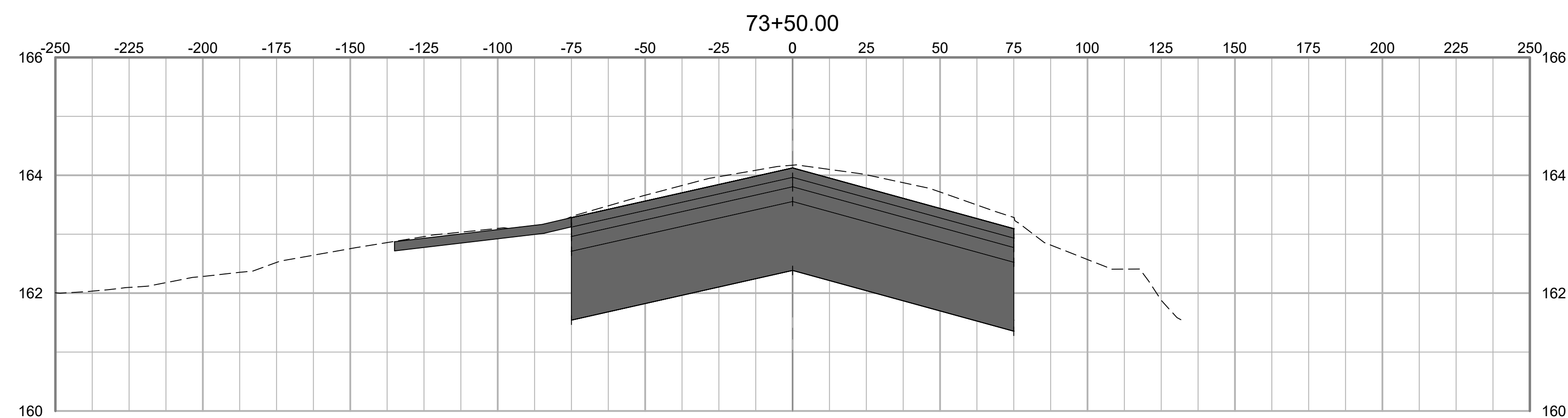
JOB NO.:	10006795
DESIGNED:	CDD
CHECKED:	DWS
DRAWN:	JSH
APPROVED:	CDD
SHEET NO.:	C-635

Inches  
0 1/4 1 4




**GRADING SECTION KEY NOTES:**

- A EXISTING TURF SHOULDER
- B SEE DETAIL 1, SHT C-501 FOR CROSS-SLOPES
- C EXISTING RUNWAY SURFACE
- D 2-2" LIFTS P-401 ASPHALT SURFACE COURSE
- E 1-3" LIFT P-401 ASPHALT BASE COURSE
- F 14" P-207 IN- PLACE FOR BASE



NO.	DATE	ISSUED FOR	REV. BY	DATE	DESC. OF REVISIONS
4	3/29/2020	ISSUED FOR BID			
3	2/27/2020	95% DESIGN REVIEW MEETING			
2	CDD 12/17/2019	60% DESIGN REVIEW MEETING			
1	CDD 10/16/2019	30% DESIGN REVIEW MEETING			



ISSUED FOR BID  
NOT FOR CONSTRUCTION



CLIENT: **TUSCALOOSA NATIONAL AIRPORT**

PROJECT: **RECONSTRUCT RUNWAY 4-22**

SHEET TITLE: **CROSS SECTIONS - SHEET 36**

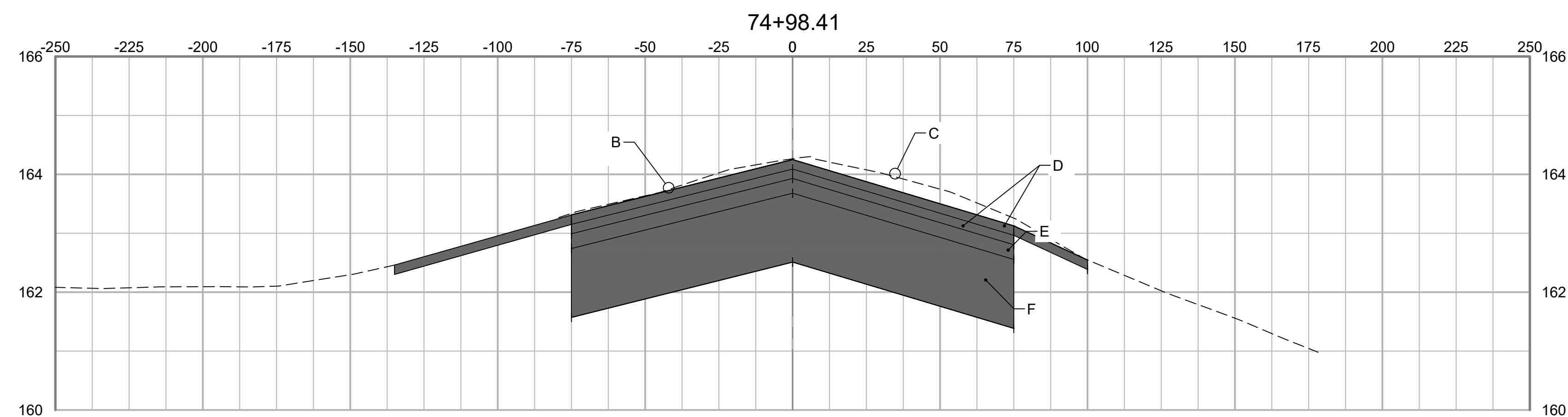


JOB NO.:	10006795
DESIGNED:	CDD
CHECKED:	DWS
DRAWN:	JSH
APPROVED:	CDD
SHEET NO.:	C-636

PLOT DATE: 3/27/2020 4:56 PM  
FILE NAME: S:\P-TCLL10006795\Runway 4-22 Rehab Design\DWG\C-601 Runway Cross Sections REV 1232019.dwg

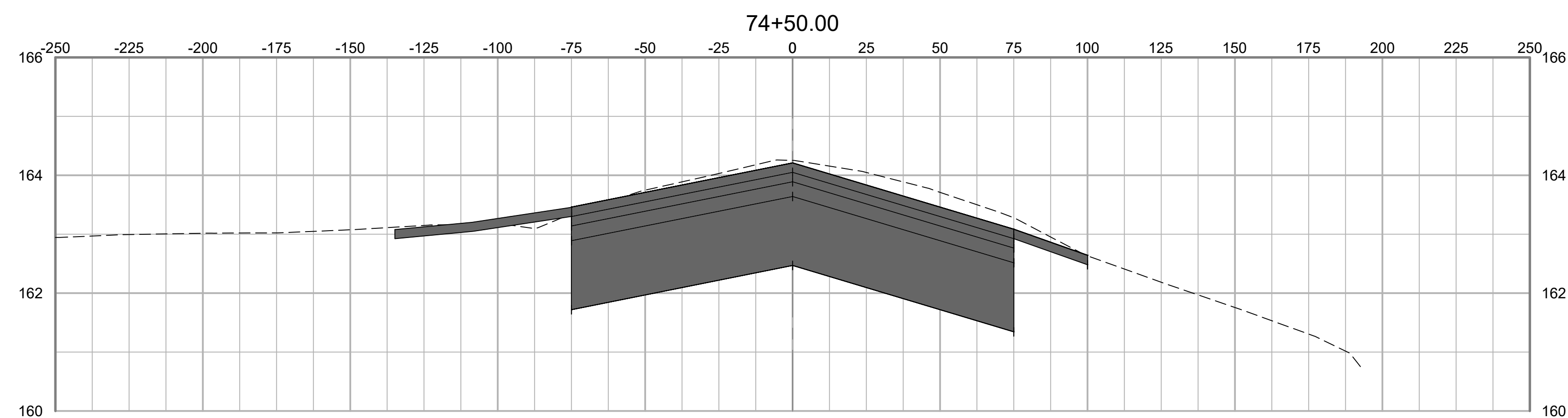


Inches  
0 1/4 1 2 3 4




GRADING SECTION KEY NOTES:

- A EXISTING TURF SHOULDER
- B SEE DETAIL 1, SHT C-501 FOR CROSS-SLOPES
- C EXISTING RUNWAY SURFACE
- D 2-2" LIFTS P-401 ASPHALT SURFACE COURSE
- E 1-3" LIFT P-401 ASPHALT BASE COURSE
- F 14" P-207 IN- PLACE FOR BASE



PLOT DATE: 3/27/2020 4:56 PM  
FILE NAME: S:\TCL\10006795 Runway 4-22 Rehab Design\DWG\C-601 Runway Cross Sections REV 12/20/19.dwg

NO.	DATE	ISSUED FOR	REV. BY	DATE	DESC. OF REVISIONS
4	3/29/2020	ISSUED FOR BID			
3	2/27/2020	95% DESIGN REVIEW MEETING			
2	CDD 12/17/2019	60% DESIGN REVIEW MEETING			
1	CDD 10/16/2019	30% DESIGN REVIEW MEETING			



ISSUED FOR BID  
NOT FOR CONSTRUCTION



CLIENT: **TUSCALOOSA NATIONAL AIRPORT**

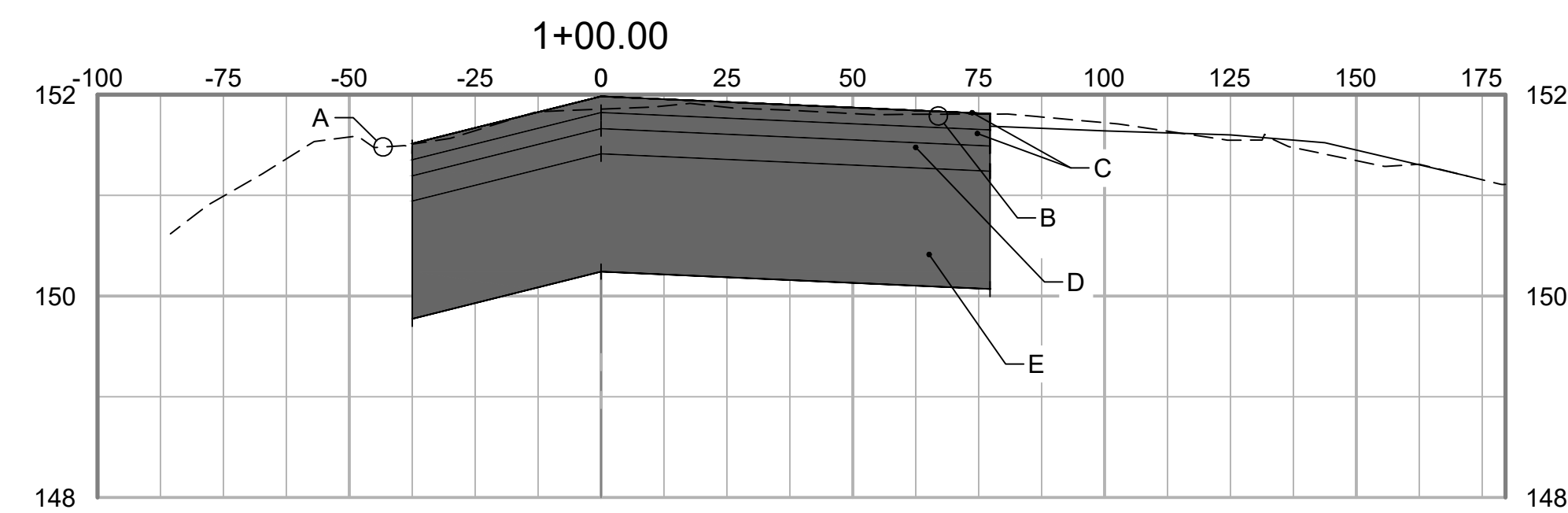
PROJECT: **RECONSTRUCT RUNWAY 4-22**

SHEET TITLE: **CROSS SECTIONS - SHEET 37**

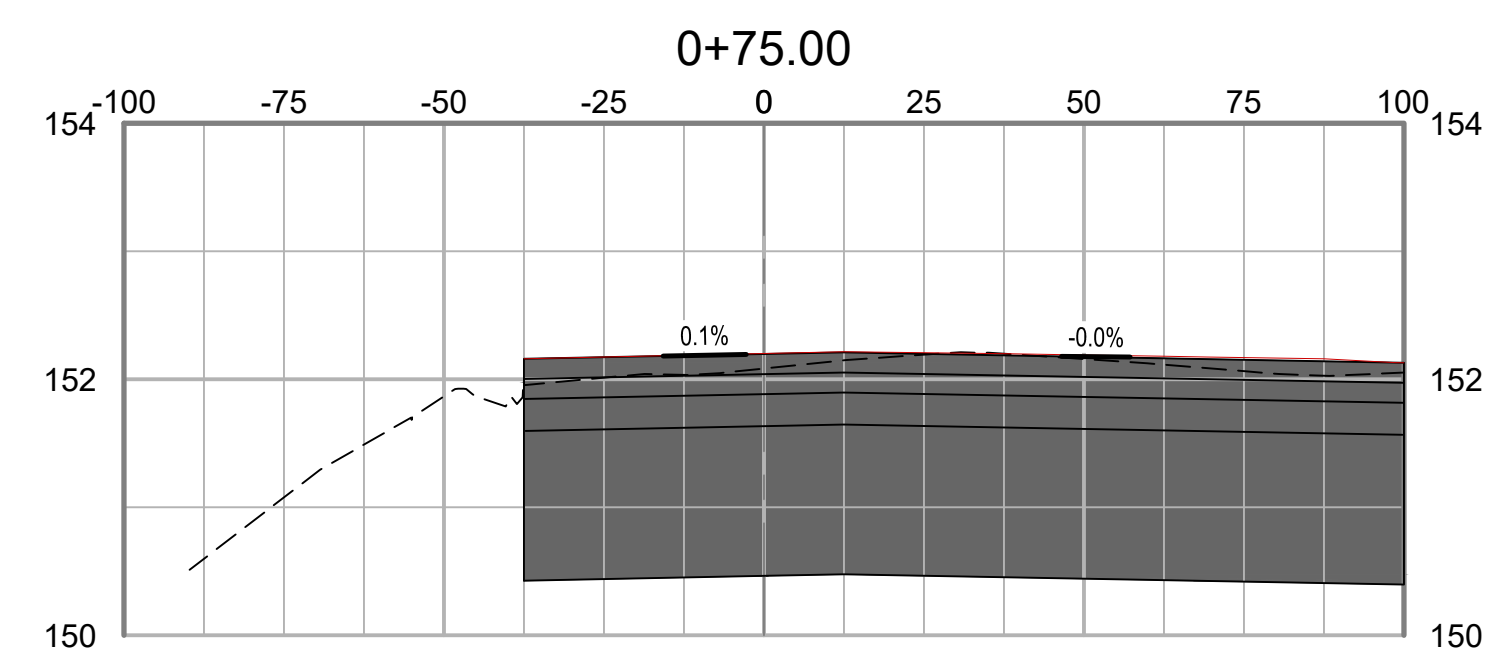
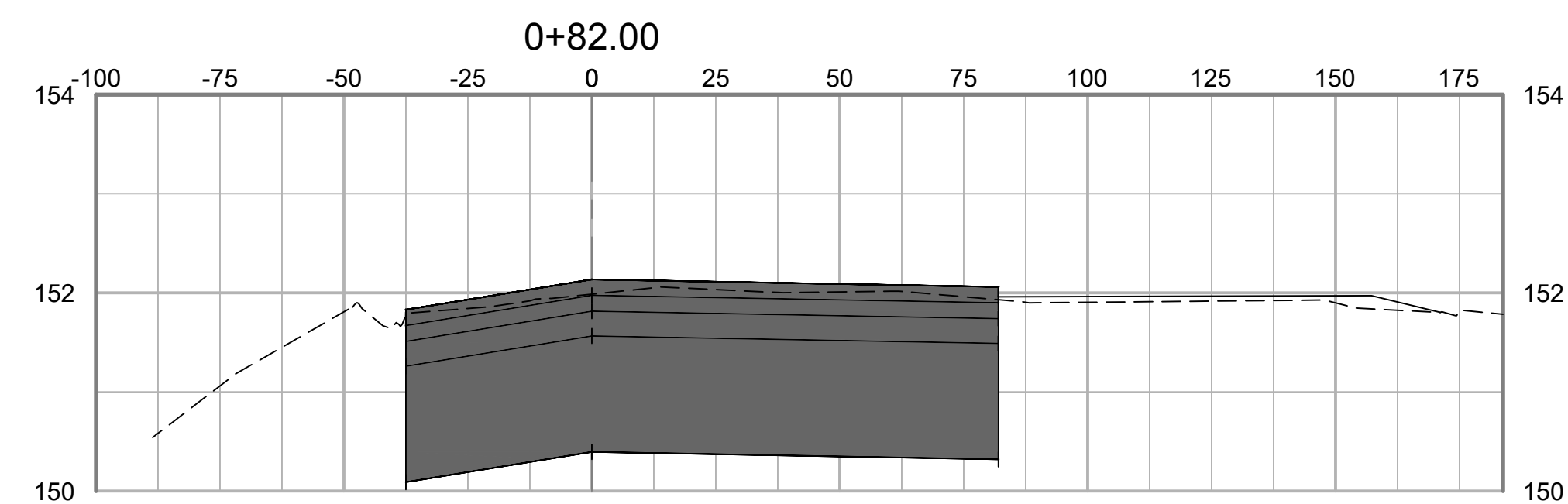


JOB NO.:	10006795
DESIGNED:	CDD
CHECKED:	DWS
DRAWN:	JSH
APPROVED:	CDD
SHEET NO.:	C-637

Inches  
0  
1/4  
1  
4




- GRADING SECTION KEY NOTES:
- A EXISTING TURF SHOULDER
  - B EXISTING TAXIWAY SURFACE
  - C 2-2" LIFTS P-401 ASPHALT SURFACE COURSE
  - D 1-3" LIFT P-401 ASPHALT BASE COURSE
  - E 14" P-207 IN- PLACE FOR BASE



PLOT DATE: 3/27/2020 4:55 PM  
FILE NAME: S:\TCL\10006795\Runway 4-22 Rehab Design\DWG\C-601 Runway Cross Sections REV 12/20/19.dwg

NO.	ISSUED FOR	DATE	BY	DESC. OF REVISIONS
4	ISSUED FOR BID	3/29/2020		
3	95% DESIGN REVIEW MEETING	2/27/2020		
2	60% DESIGN REVIEW MEETING	12/17/2019		
1	30% DESIGN REVIEW MEETING	10/16/2019		



ISSUED FOR BID  
NOT FOR CONSTRUCTION



CLIENT: **TUSCALOOSA NATIONAL AIRPORT**

PROJECT: **RECONSTRUCT RUNWAY 4-22**

SHEET TITLE: **CROSS-SECTIONS-A5 - SHEET 1**

**SNC-LAVALIN** **ATKINS**  
Member of the SNC-Lavalin Group

CORPORATE OFFICE: 450 W. BOY SCOTT BLVD. TAMPA, FL 33607  
FSPR CERTIFICATE OF AUTHORIZATION NO.24  
WWW.ATRINSGLOBAL.COM

LOCAL OFFICE: 404 8th DRIVE, STE 600 NASHVILLE, TN 37217  
TEL: 615.399.0298 FAX: 615.399.0263

JOB NO.: 10006795

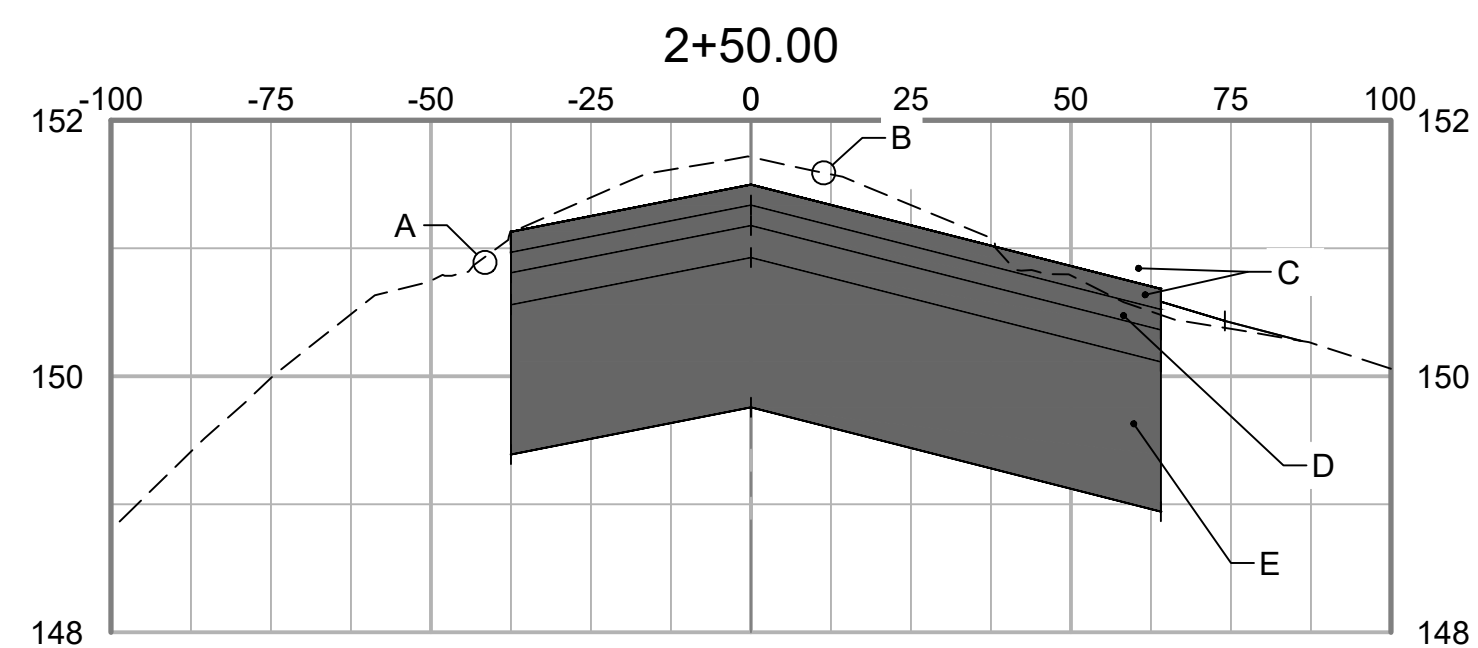
DESIGNED: CDD CHECKED: DWS

DRAWN: JSH APPROVED: CDD

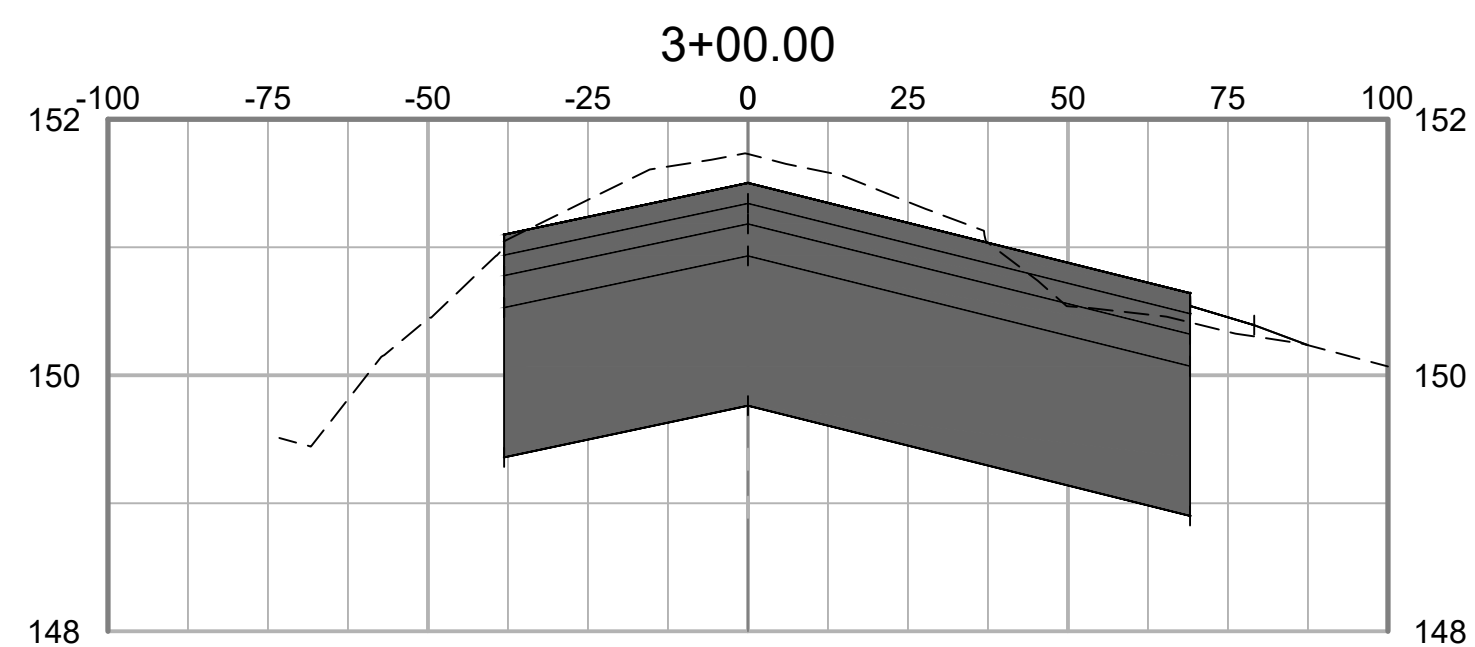
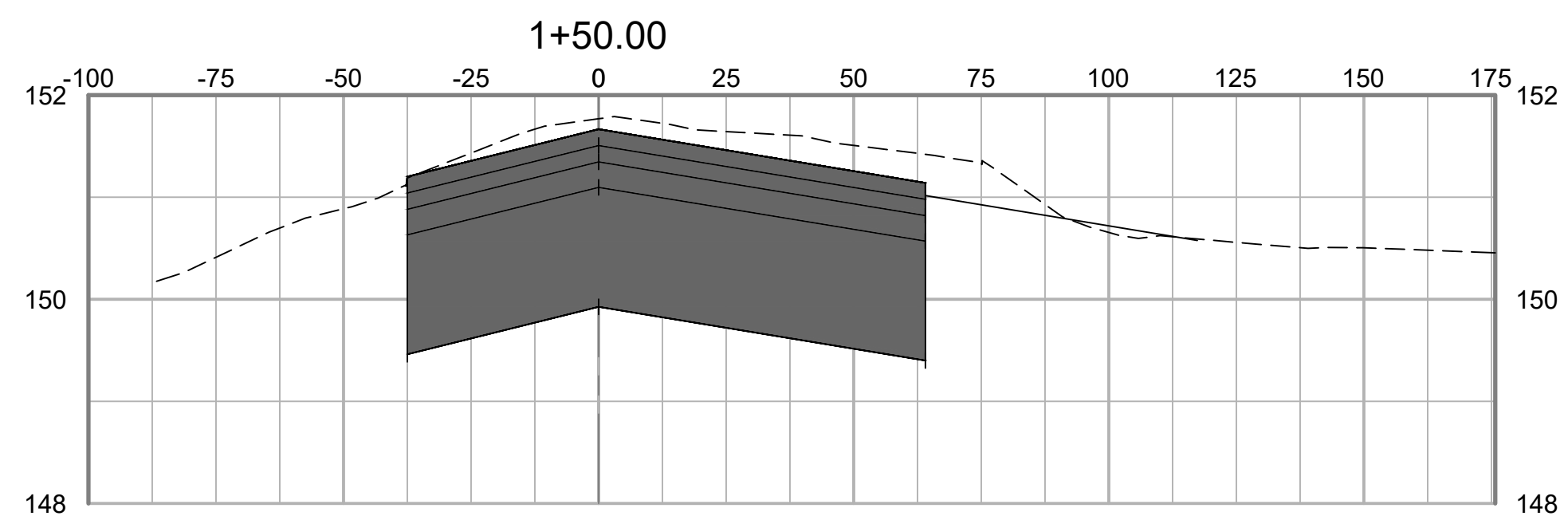
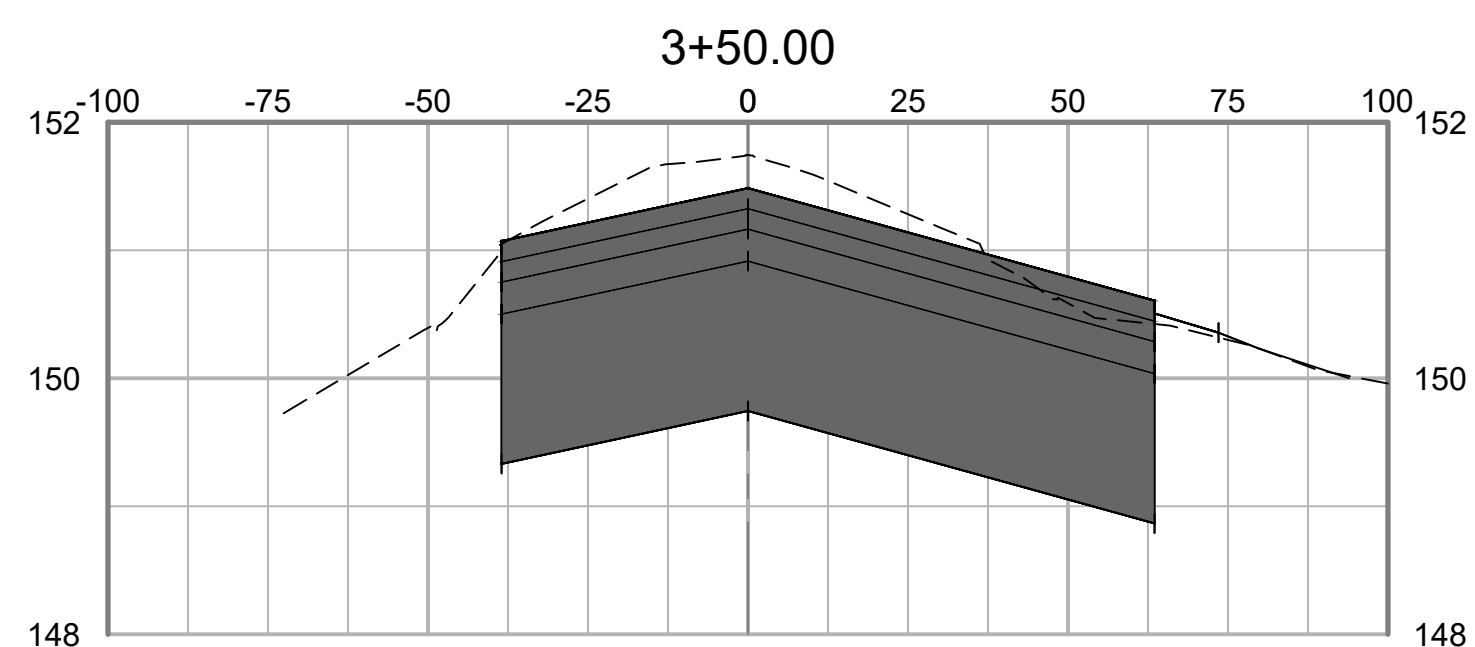
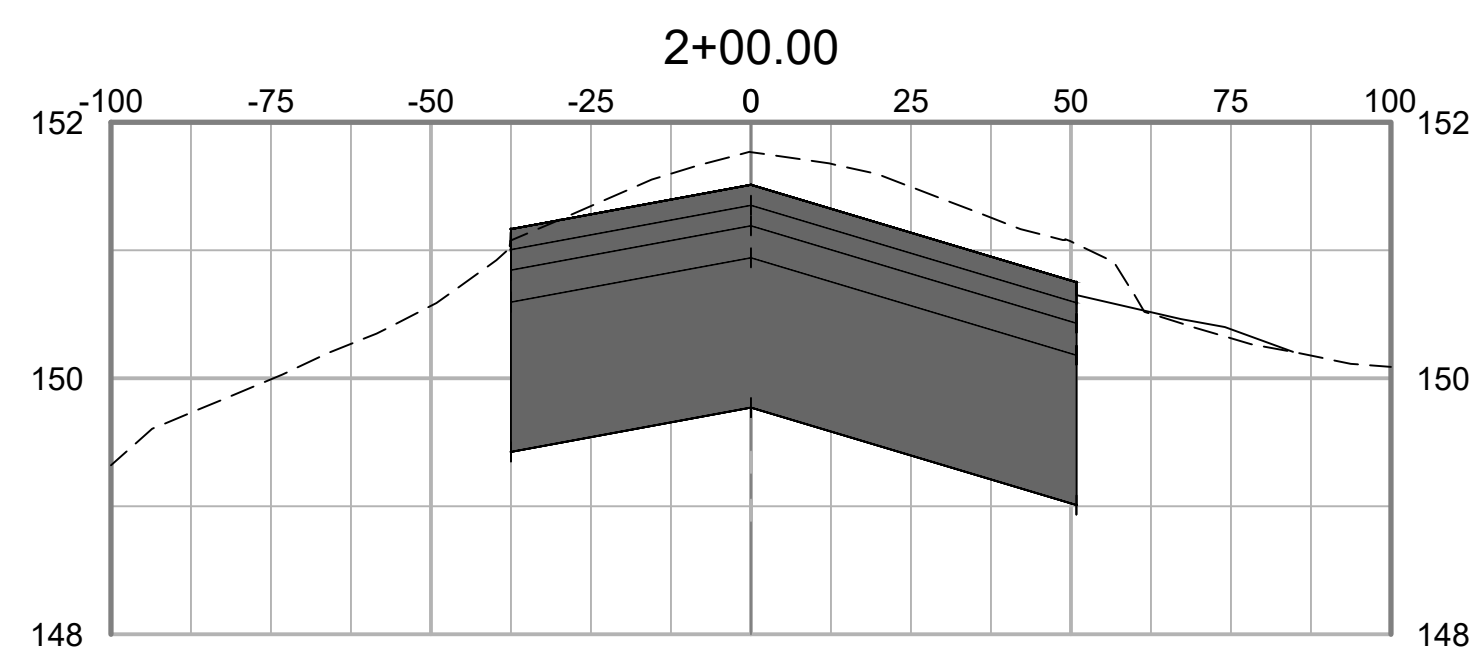
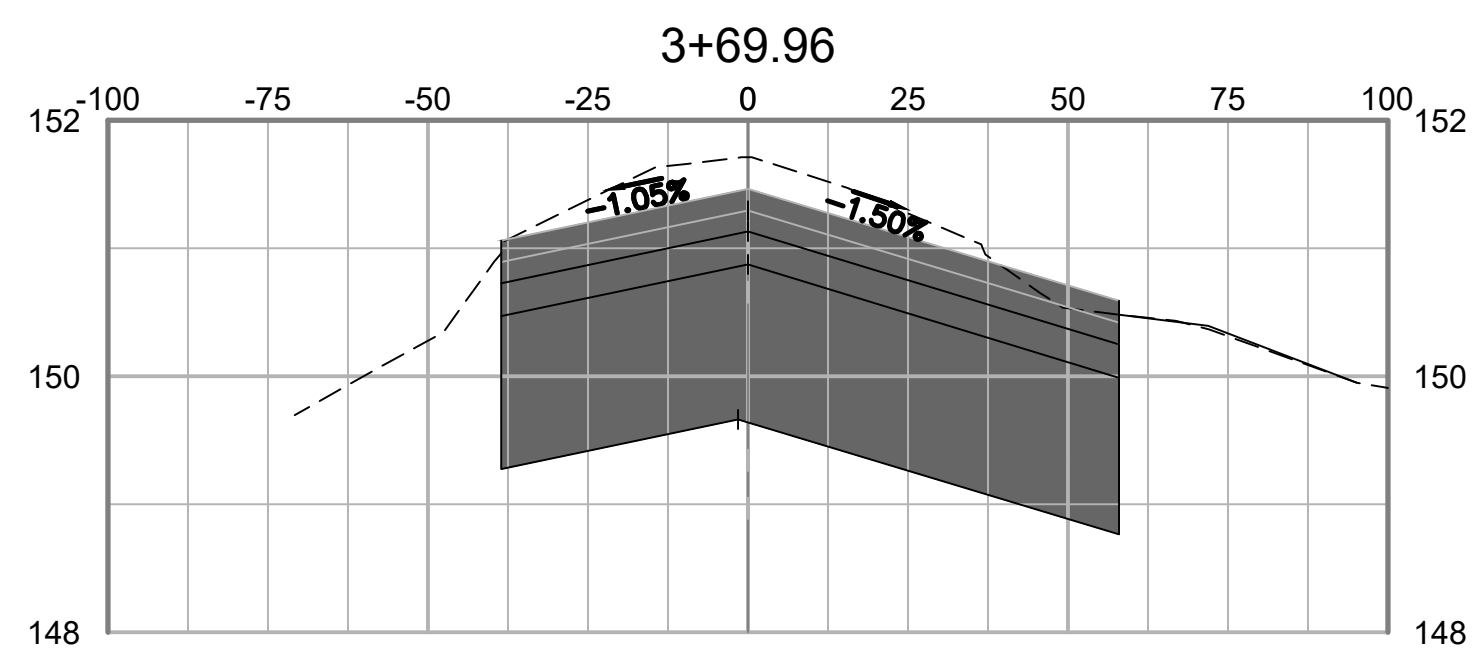
SHEET NO. **C-638** REV. **1**



Inches  
0 1/2 1 4



- GRADING SECTION KEY NOTES:
- A EXISTING TURF SHOULDER
  - B EXISTING TAXIWAY SURFACE
  - C 2-2" LIFTS P-401 ASPHALT SURFACE COURSE
  - D 1-3" LIFT P-401 ASPHALT BASE COURSE
  - E 14" P-207 IN-PLACE FOR BASE



PLOT DATE: 3/27/2020 4:56 PM  
FILE NAME: S:\TCLL10006795 Runway 4-22 Rehab Design\DWG\C-601 Runway Cross Sections REV 12/20/19.dwg

NO.	REV.	DATE	DESC. OF REVISIONS
1			
2			
3			
4			



ISSUED FOR BID  
NOT FOR CONSTRUCTION



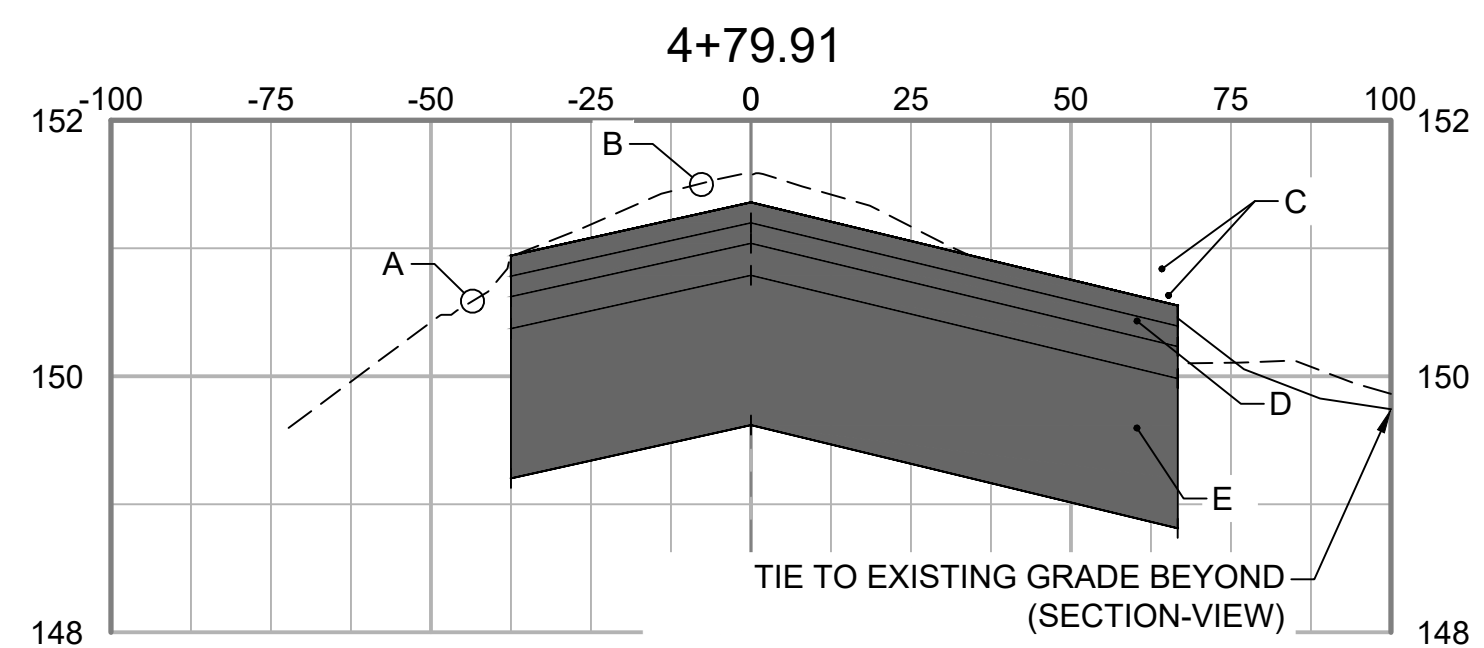
CLIENT: **TUSCALOOSA NATIONAL AIRPORT**

PROJECT: **RECONSTRUCT RUNWAY 4-22**

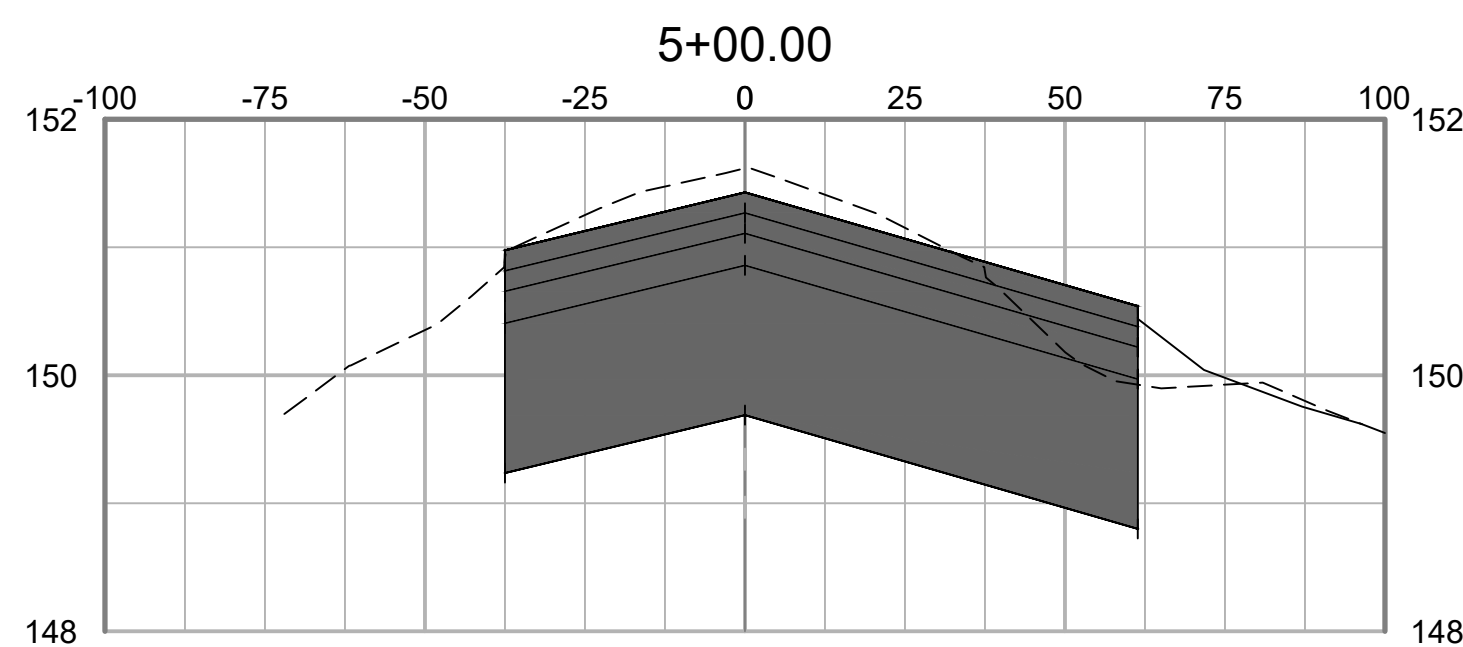
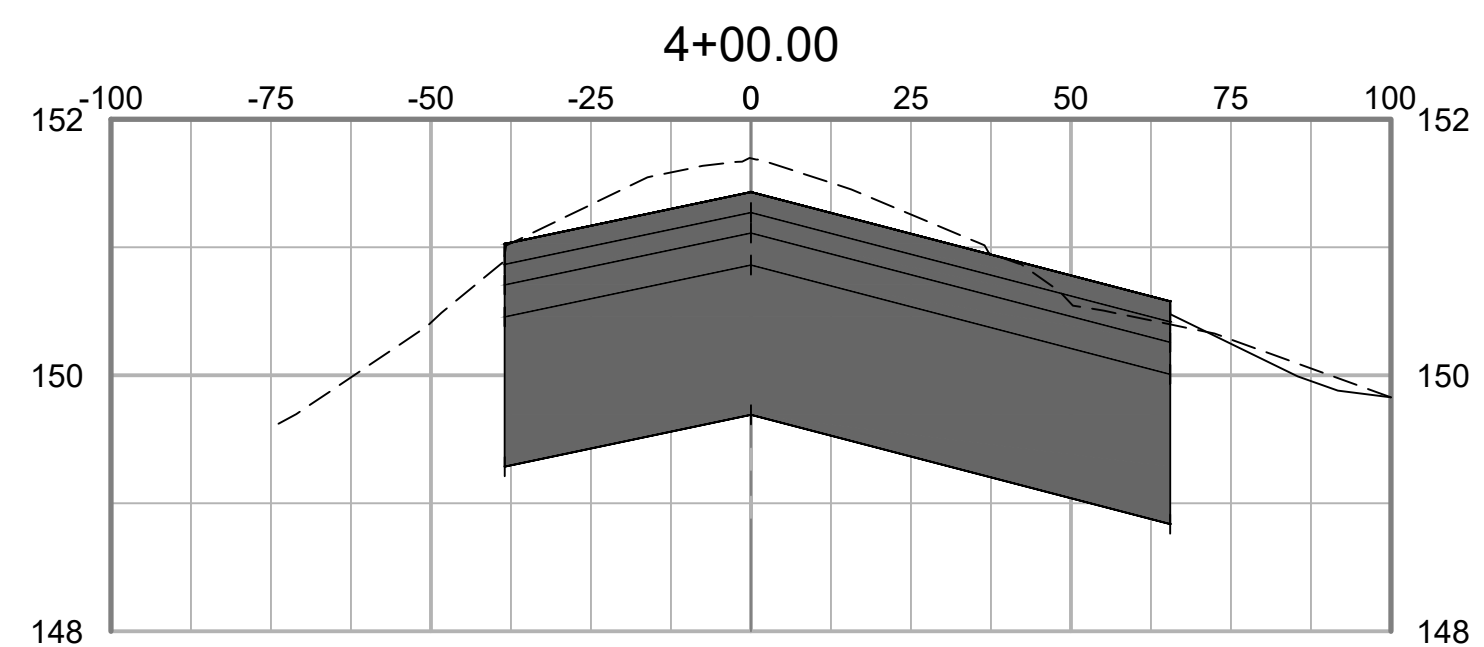
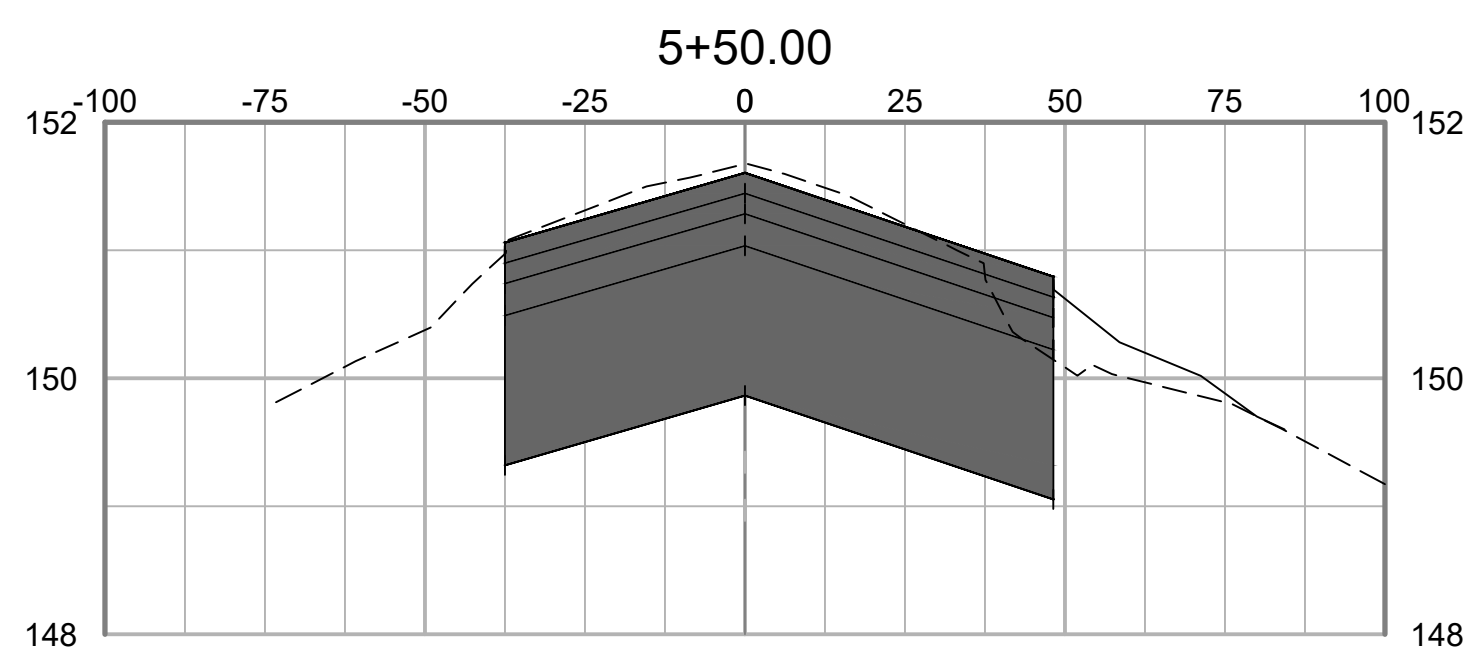
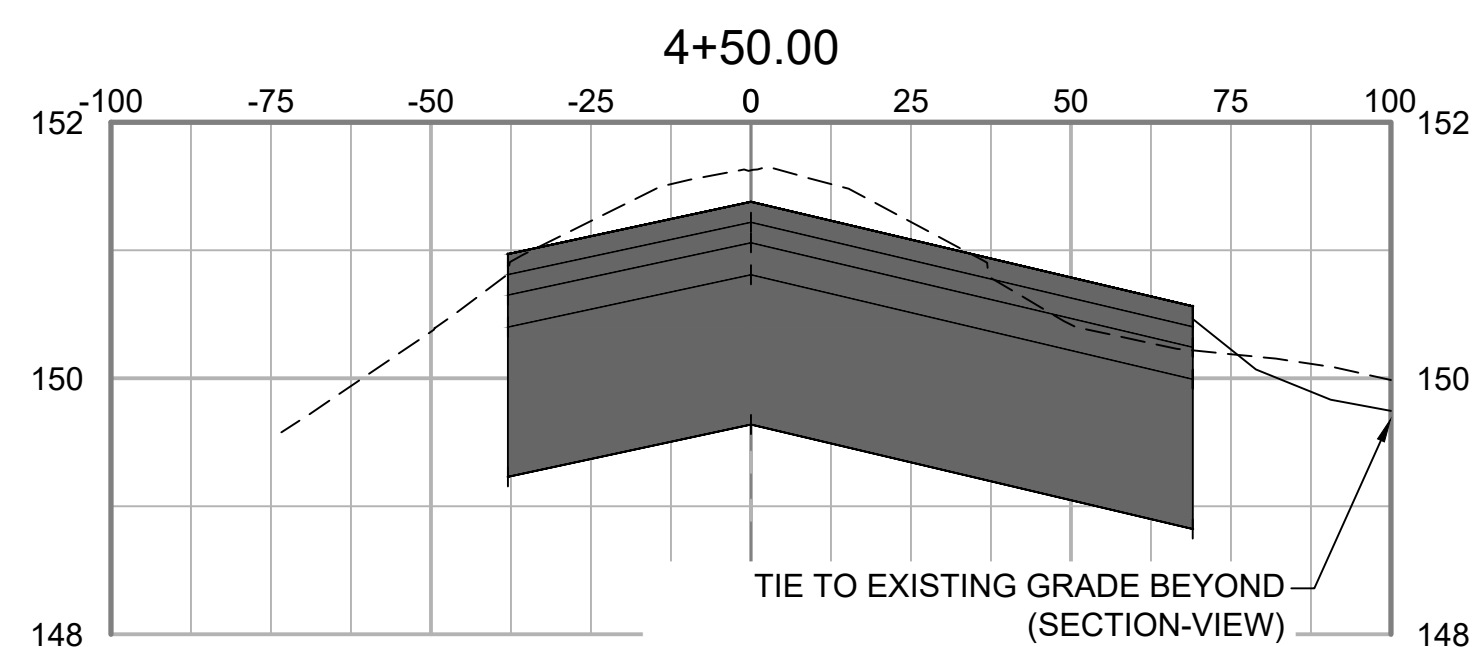
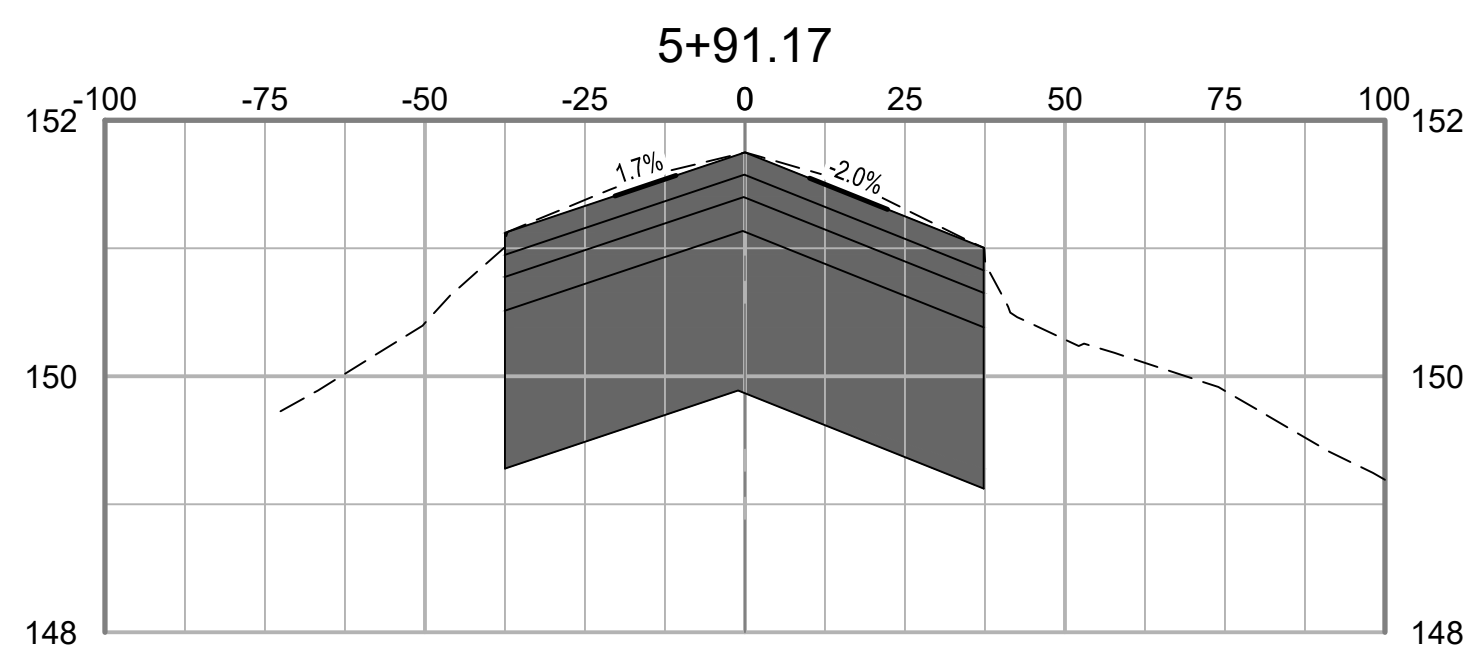
SHEET TITLE: **CROSS-SECTIONS-A5 - SHEET 2**

<small>CORPORATE OFFICE: 4200 W. BOY SCOTT BLVD. TAMPA, FL 33607 FURN CERTIFICATE OF AUTHORIZATION NO.24 WWW.ATKINSGLOBAL.COM</small>		<small>LOCAL OFFICE: 604 BNA DRIVE, STE 600 NASHVILLE, TN 37217 TEL: 615.399.0288 FAX: 615.399.0283</small>	
JOB NO.:	10006795	DESIGNED:	CDD
		CHECKED:	DWS
DRAWN:	JSH	APPROVED:	CDD
SHEET NO.	C-639	REV.	△

Inches  
0 1/4 1 2



- GRADING SECTION KEY NOTES:
- A EXISTING TURF SHOULDER
  - B EXISTING TAXIWAY SURFACE
  - C 2-2" LIFTS P-401 ASPHALT SURFACE COURSE
  - D 1-3" LIFT P-401 ASPHALT BASE COURSE
  - E 14" P-207 IN- PLACE FOR BASE



PLOT DATE: 3/27/2020 4:56 PM  
FILE NAME: S:\TCL\10006795 Runway 4-22 Rehab Design\DWG\C-601 Runway Cross Sections REV 12/20/19.dwg

NO.	DATE	ISSUED FOR	BY	DATE	DESC. OF REVISIONS
4	3/29/2020	ISSUED FOR BID			
3	2/27/2020	95% DESIGN REVIEW MEETING			
2	12/17/2019	60% DESIGN REVIEW MEETING			
1	10/16/2019	30% DESIGN REVIEW MEETING			



ISSUED FOR BID  
NOT FOR CONSTRUCTION



CLIENT: **TUSCALOOSA NATIONAL AIRPORT**

PROJECT: **RECONSTRUCT RUNWAY 4-22**

SHEET TITLE: **CROSS-SECTIONS-A5 - SHEET 3**

<small>CORPORATE OFFICE: 450 W. BOY SCOUT BLVD. TAMPA, FL 33607 FPR CERTIFICATE OF AUTHORIZATION NO.24 WWW.ATKINSGLOBAL.COM</small>	
<small>LOCAL OFFICE: 404 SNA DRIVE, STE 000 NASHVILLE, TN 37217 TEL: 615.399.0281 FAX: 615.399.0283</small>	
JOB NO.:	10006795
DESIGNED:	CDD
CHECKED:	DWS
DRAWN:	JSH
APPROVED:	CDD
SHEET NO.	C-640