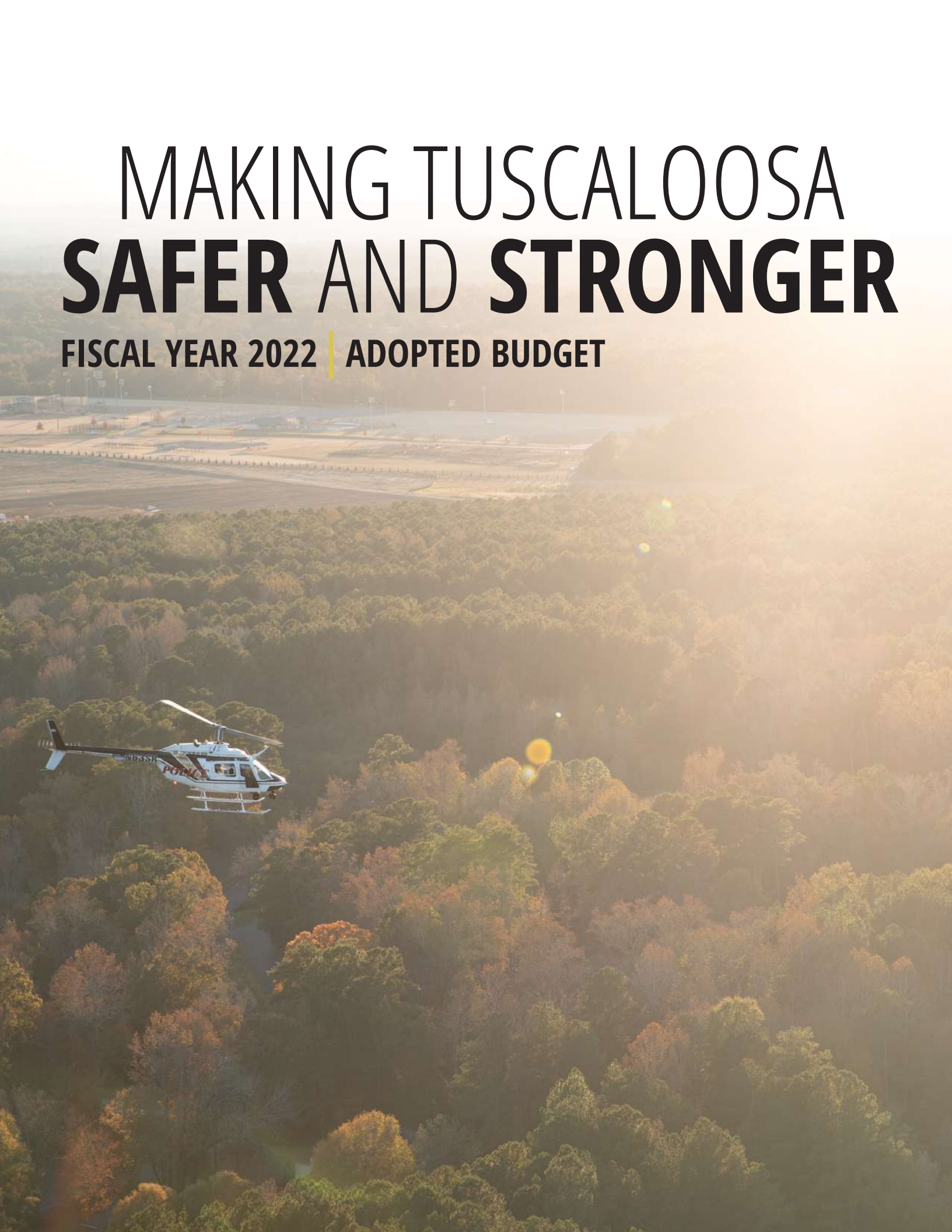


MAKING TUSCALOOSA **SAFER AND STRONGER**

FISCAL YEAR 2022 | ADOPTED BUDGET





This page intentionally left blank.

INTRODUCTORY INFORMATION

City Leadership..... 1
 City Organizational Chart 3
 Budget Presentation Award 5
 Budget Message..... 7
 Budget Process11
 City Profile13
 Financial Policies15
 Capital Expenditures17

GENERAL FUND

SUMMARY21

REVENUES

Taxes29
 Licenses and Permits30
 Fines and Penalties.....31
 Use of Property33
 Charges for Services34
 Intergovernmental Revenues35
 Other Operating36
 Transfers from Other Funds37
 Cost Reimbursements38

EXPENDITURES

Accounting and Finance39
 Council49
 Community and Neighborhood Services51
 Fire and Rescue Services55
 Human Resources67
 Information Technology71
 Infrastructure and Public Services77
 Office of the Mayor107
 Municipal Court.....111
 Office of the City Attorney115
 Office of Urban Development119

GENERAL FUND (CONTINUED)

EXPENDITURES

Police 125
 Other Operating 129
 Agencies 135

UNFUNDED REQUESTS

Unfunded Initiatives 137
 Unfunded Equipment 141
 Unfunded Facility Improvements 147
 Unfunded Personnel 149
 Unfunded Technology 153

WATER AND SEWER FUND

SUMMARY 155

REVENUES

Use of Property 161
 Charges for Services 162
 Other Operating 163
 Transfers from Other Funds 164
 Cost Reimbursements 165

EXPENDITURES

Accounting and Finance 167
 Information Technology 171
 Infrastructure and Public Services 173
 Office of the City Attorney 197
 Office of Urban Development 201
 Other Operating 205

UNFUNDED REQUESTS

Unfunded Initiatives 209
 Unfunded Equipment 213
 Unfunded Facility Improvements 216
 Unfunded Personnel 217
 Unfunded Technology 219

ELEVATE TUSCALOOSA FUND

SUMMARY221
REVENUES.....225
OPERATING EXPENDITURES227
CAPITAL PROJECTS.....231

CAPITAL FUNDS (GENERAL)

Facility Renewal Fund237
 General Fund Reserve for Future Improvements239
 Airport Development Fund.....243
 Gasoline Tax Funds.....245
 Debt Trust Funds247
 Alabama Trust Fund249
 Tourism Capital Improvement Fund251
 Public Safety Capital Fund253
 Public Works Capital Fund.....255
 Coronavirus Relief Fund257

CAPITAL FUNDS (WATER AND SEWER)

Water and Sewer Facility Renewal Fund259
 Water and Sewer Service Fees Fund261
 Water and Sewer Reserve for Future Improvements Fund263
 State Revolving Loan Fund265



This page intentionally left blank.

Presented By:
Walter Maddox
Mayor

Matthew Wilson
Councilor (District 1)

Norman Crow
Councilor (District 3)

Kip Tyner
Councilor (District 5)

Raevan Howard
Councilor (District 2)

Lee Busby
Councilor (District 4)

John Faile
Councilor (District 6)

Cassius Lanier
Councilor (District 7)

Department Heads

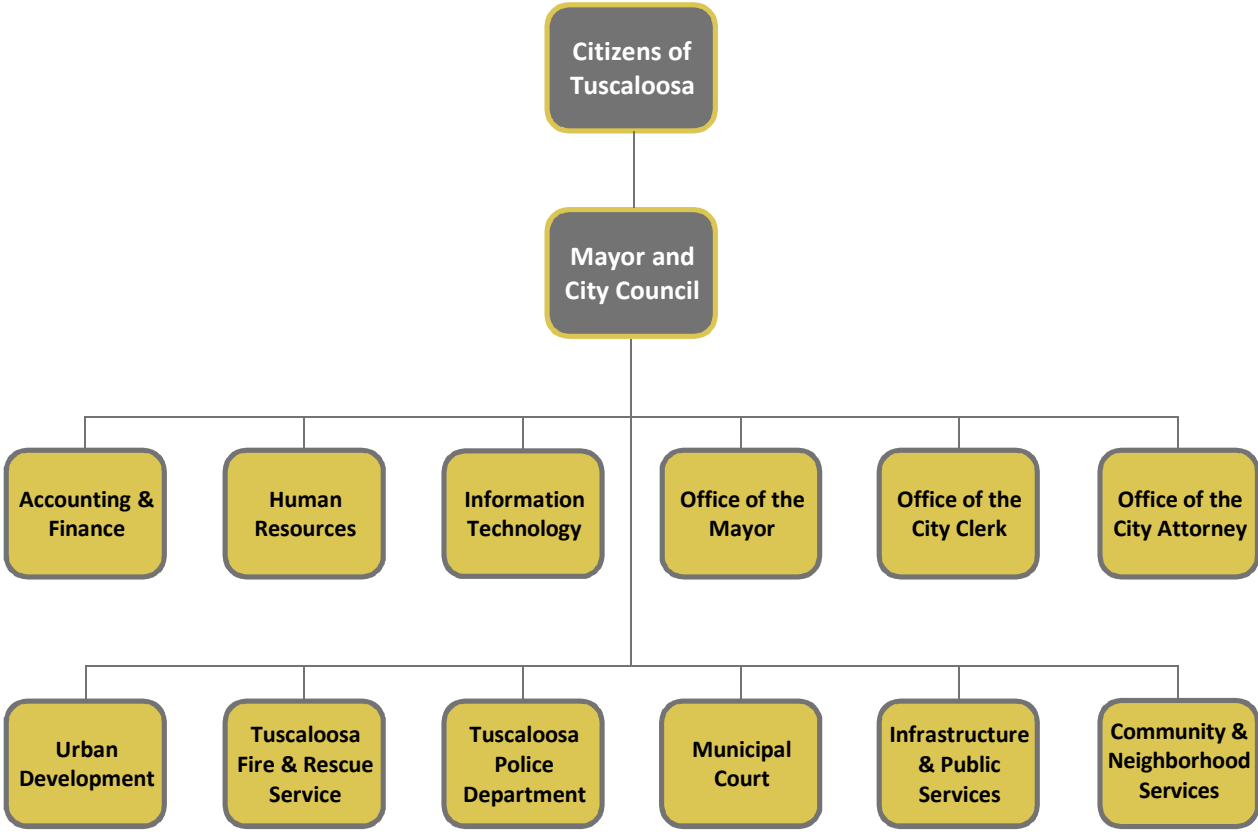
Accounting & Finance	Carly Standridge	Mayor's Office (Clerk)	Brandy Johnson
Community & Neighborhood Services	LaParry Howell	Mayor's Office (Communications)	Richard Rush
Fire & Rescue Services	Randy Smith	Municipal Court	Marion Williams
Human Resources	LaShonda Kemp	Office of the City Attorney	Scott Homes
Information Technology	Chuck Crocker	Office of Urban Development	Brendan Moore
Infrastructure & Public Services	Jarrold Milligan	Police	Brent Blankley

Budget Team

Katy Metcalfe - Deputy Chief Financial Officer (Former)
Becky Scheeff - Deputy Chief Financial Officer
Ashley Price - Assoc. Director of Budgets & Strategic Planning
Estella Hare - Accounting Manager
Cayson Sawyer - Senior Accountant
Katy Beth Jackson - UD Manager of Finance & Special Projects
Carly Standridge - Chief Financial Officer



This page intentionally left blank.





This page intentionally left blank.



GOVERNMENT FINANCE OFFICERS ASSOCIATION

*Distinguished
Budget Presentation
Award*

PRESENTED TO

**City of Tuscaloosa
Alabama**

For the Fiscal Year Beginning

October 01, 2020

Christopher P. Morrill

Executive Director



This page intentionally left blank.

August 27, 2021

Councilors,

The City of Tuscaloosa is one of the most financially strong local governments in the nation. Our strength is allowing us to emerge from the COVID-19 pandemic with the ability to make our community safer and stronger.

It is my honor to present the fiscal year 2022 adopted operating and capital budgets. Dozens of dedicated team members made this budget recommendations possible and I am proud of their work. In particular, I would like to give special recognition to our Accounting and Finance team who has been working diligently the past few months to ensure that the budget submittals reflect our standard of excellence and the achievement of our core beliefs.

Decisive Actions in FY 2021 have Created Opportunities in FY 2022

The fiscal year (FY) 2021 operating and capital budgets required sacrifices at all levels to ensure we could meet the healthcare demands of COVID-19 while maintaining our existing services. Accomplishing this was not easy. The City was losing millions of dollars of tax revenue due to the economic consequences of the Coronavirus. At the same time, we had to spend millions for testing, vaccination clinics and overtime pay.

Understanding this uncertain landscape, the FY 2021 operating budgets reflected a 3.9 percent decrease in overall revenues while implementing the following expenditure reductions:

1. A non-public safety hiring freeze that has generated \$1,443,818 in saving across all funds.
2. The elimination of three vacant positions which will generate \$225,240 in annual savings.
3. The significant reduction of funding to City departments and agencies which generated millions more in savings.

The City's austerity measures have been successful thanks to our team members who were quiet heroes – persevering with innovation and efficiency to deliver on all fronts even in a resource-scarce environment.

In the third quarter of FY 2021, the City's General Fund (GF) revenues rebounded and it is projected that we will exceed budget in most revenue sources. For example, sales tax revenue is projected to be 10 percent above FY 2020 collections while lodging tax will be close to 12 percent higher.

Anemic Revenues are a Threat to the Water and Sewer Fund

The Water and Sewer Fund (WS) is a proprietary fund and operates as a business. In other words, WS customers are to be charged the cost of the service including the long-term operations and maintenance that is required in an infrastructure-intensive operation. The City of Tuscaloosa and the City of Northport are the only two major municipalities that operate and govern directly (i.e. without boards and/or authorities) a combined water and sewer utility in Alabama.

In most of the larger cities in Alabama, the water and/or sewer utility is under the control of a separate authority.

Presently, the WS fund is strong, and with the right revenue and investment strategy it can deliver high quality water and sewer services to the community now and into the future. Since 2006, the WS percentage of debt service to budget has been reduced from 32 percent to 22 percent. This reduction has provided the WS fund the flexibility to provide some of the lowest rates in Alabama.

However, there are issues that must be addressed. WS revenues continue to be anemic due to above normal rainfall, lack of payments due to COVID-19 and insufficient rate increases to address infrastructure since 2014. Below is a brief summary:

1. According to the National Weather Service, the average rainfall through August 7 should be 35.85 inches. This year, the City has experienced 52.62 inches. This has led to the City averaging less than 30 million gallons per day of treated water during the peak summer months.
2. In March 2020, the City implemented a grace period to assist residents in paying their WS bills due to the job losses from COVID-19. The grace period recently ended, and its impact on WS is significant. As of August 1, 2021, there were 3,701 delinquent WS bills totaling \$1,592,499.
3. Since 2014, the City has failed to implement rate increases that corresponded with the operational and maintenance needs of WS. The administration has raised this issue consistently; however, the Council has been reluctant to implement the revenue structure needed to make investments in aging infrastructure.

FY 2022 Budgets are Poised to make Tuscaloosa Safer and Stronger

Unlike FY 2021 budgets, FY 2022 has the potential to jumpstart the City's goal to seize this decade and vastly improve the quality of life in Tuscaloosa. Below are the major highlights of the FY 2022 operating and capital budgets:

1. The General Fund (GF) is balanced with revenues and expenses totaling \$174,301,786.
2. The GF includes a new police and fire pay plan which takes effect April 1, 2022. The new pay plan places officers at the top ranks of salaries in Alabama, and will be essential in recruiting and retaining the most physically and psychologically fit police officers and firefighters.
3. The WS fund includes \$54,579,479 in revenues and \$58,667,933 (including depreciation, which is a non-cash expense).

4. From education to public safety, the investments with Elevate Tuscaloosa continue. The recommendations include River District Park, the Benjamin Barnes YMCA, the Downtown-University Corridor project, the Tuscaloosa Tennis Center and the Saban Center.
5. The City was awarded \$20,529,224 in the federal American Rescue Plan issued by President Biden. Nearly 75 percent of this funding is being appropriated to the funding losses experienced in FY 2020 and FY 2021.
6. A ten-year capital plan for the WS fund will implement a significant investment in our infrastructure totaling \$297,090,076 by FY 2031. These investments will ensure clean drinking water, provide the infrastructure for businesses and industries and expand the opportunities for homebuilding across the City.

The preparation of FY 2022 budgets has been unlike any other during my tenure with the City, and it has been the most rewarding. During a period of transition, the Accounting and Finance Team demonstrated their amazing talents and endless dedication. It has been an honor to be part of their team over the last few months.

Sincerely,



Walt Maddox
Mayor



This page intentionally left blank.

Budget Process Timeline

The City of Tuscaloosa's budget is a process that spans the entire year and requires collaborative efforts of staff throughout multiple departments. At the beginning of each budget year, the Budget Team meets with the Mayor to discuss priorities and goals, as well as lay down a framework for the upcoming budget process.

Each year, departments and agencies of the City are level funded based on the prior year budget. The Budget Team understands that priorities can change from year to year and therefore, have provided departments the ability to shift resources within their budget as they see fit. For all additional needs which fall outside of level funding, departments are asked to submit their requests in order of priority, as well as tie each request to one or more of the Mayor's core beliefs. During each department's budget hearing, these requests are reviewed by the Mayor and Council, and if approved are included in the upcoming budget.

As part of the initial budget process, departments submit their level funded budget, unfunded initiatives, and well as short and long-term goals. This information is then compiled by the Budget Team and included as part of the draft budget document, which is reviewed during the Mayor's departmental budget hearings. Throughout these budget hearings, departments discuss their budget submission for the upcoming fiscal year, significant changes from the prior year, as well as unfunded requests. During this time, the Mayor will make any additions or changes as he sees fit. Once the Mayor has completed his departmental budget hearings, the Budget Team incorporates the Mayor's changes into the draft budget document. Once the draft budget is completed, the Mayor presents his budget recommendation to citizens and the City Council. A copy of the presentation, copies of the budget document and the presentation are made available to City Council, as well as to citizens through the City's website.

In the weeks following the Mayor's budget presentation, the City Council holds departmental budget hearings in which they review each department's budget submissions, along with the Mayor's recommendations. During these hearings, Council reviews each department's budget submission and unfunded requests, and makes inquiries as necessary. Following the last hearing, the Budget Team incorporates any changes Council has made to the budget document and generates the final budget for adoption. On or before the last City Council meeting prior to the beginning of the new fiscal year, the City Council votes on the proposed budget. The final adopted budget becomes effective October 1st, the start of the new fiscal year. In the week following the adoption of the budget, the final budget document is uploaded to the City's website, as well as provided to each department for their reference.

May-June

- Q&A session for departments with Budget Team
- Budget documents uploaded to internal share folder for departments
- Financial system open for budget input by departments
- Five week period for department heads to enter budget
- Unfunded requests and goals due from departments

July - August

- Draft budget document compiled and provided to the Mayor
- Mayor Departmental Hearings are held
- Mayor finalizes budget document with Budget Team
- Mayor presents budget to City Council

September

- Council Budget Hearings with Departments
- Budget Adoption



This page intentionally left blank.

History and General Information

The City of Tuscaloosa is located on the banks of the Black Warrior River and is the regional center of industry, commerce, healthcare, and education for the area of west Alabama. The City is the fifth largest in the state with an estimated population of 100,287 in 2018, a growth of over 20% in the last ten years.

Incorporated on December 13, 1819, the City of Tuscaloosa was named after the chieftain of a band of Muskogean-speaking people, Chief Tuskaloosa, who was defeated by Hernando De Soto at the Battle of Mabila in 1540. Tuscaloosa once served as Alabama's capital city from 1826 to 1846. During this period, in 1831, the University of Alabama was established and has greatly contributed to the economic prosperity of the City. Along with this university, Tuscaloosa is home to both Stillman College and Shelton State Community College, creating a thriving hub of education and culture not otherwise found in southern cities of similar size.



Tuscaloosa has been traditionally known as the “Druid City” due to the numerous water oaks planted in its downtown streets since the 1840s. However, in recent years the city has adopted a new moniker “The City of Champions” due to the sports successes of the University of Alabama. No matter the name, Tuscaloosa continues to be deeply rooted in traditions and southern charm that leaves a lasting impression with all who visit.

Government and Organization

Tuscaloosa operates under a mayor-council form of government, led by a mayor and a seven-member city council. The Mayor is elected by the city at-large while the City Council members are elected from single-member districts. Each elected official serves concurrent four-year terms. Responsibility for day-to-day operations of the City rests with the Mayor as chief executive officer. Walt Maddox was elected and sworn in as Mayor in October 2005 after sitting as Councilmember for District Six for four years. All Councilmembers sit on various Council Committees that interact directly with City departments. The City Council directly appoints a municipal court judge.

The City provides a full range of municipal services including police and fire protection, water and sewer services, solid waste collection, construction and maintenance of streets, infrastructure, community services and general government. In addition, the City also provides funding to external agencies of the City spanning education, parks and recreation, industrial development, mental health, arts and entertainment, transit, library, and community outreach programs.

Parks and Recreation

The Tuscaloosa County Parks and Recreation Authority (“PARA”), is a County agency that receives large amounts of funding from the City, and operates several parks and activity centers within the City. PARA is known for its participation in work therapy programs with the local VA. Additional public recreational sites are owned and maintained by the University of Alabama and the Army Corps of Engineers, among other federal agencies. The University’s Arboretum is located on 60 acres, adjacent to the VA Hospital. The arboretum’s primary emphasis is on Alabama’s native flora and fauna. It includes 2.5 miles of walking trails, a wildflower garden, ornamental plants, an experimental garden, a bog garden, an open-air pavilion, a children’s garden, and two greenhouses containing collections of orchids, cacti, and tropical plants. Capitol Park is home to the ruins of the former state capitol building or State House. Other parks in Tuscaloosa include: Tuscaloosa Memorial Park, Tuscaloosa River Walk, J. Oviatt Bowers Park, Snow Hinton Park, Monnish Park, Annette N. Shelby Park, Kaulton Park, Palmore Park, and many others.

Transportation

The City is served by Interstates 20/59 and 359, U.S. Highways 11, 43 and 82, and State Highways 69, 171, 215 and 216. The City is served by both motor freight and heavy hauling companies that offer numerous freight transportation options for local industry. Liquid or dry bulk trucking and local cartage trucking are available. The Tuscaloosa County Transit Authority provides bus service for seven different city routes daily. In addition to the regularly scheduled service, vans are available on a call-in basis for the elderly and handicapped, and Trolley buses loop from the University through downtown during lunch and evening hours. Greyhound Bus Lines provides passenger bus service to the City. Norfolk Southern and Kansas City Southern Railway provide freight service to the City. Passenger service is provided by Amtrak. The Black Warrior River is part of Alabama’s inland waterway system and bisects Tuscaloosa County. The river connects Tuscaloosa County with the Port of Mobile, via the Tennessee-Tombigbee Waterway, to the Tennessee, Ohio and Mississippi Rivers. The Alabama State Port Authority’s Tuscaloosa-Northport Inland Dock is located in Tuscaloosa County. Parker Towing Company, with headquarters in Tuscaloosa, provides regional and local barge service and is one of the largest barge lines in the Southeast. Tuscaloosa National Airport is a city-owned public-use airport, located 3.5 miles northwest of the City. The airport covers an area of 724 acres and is equipped with two paved and lighted runways (6,499 feet and 4,001 feet). The nearest commercial airline service is at the Birmingham-Shuttlesworth International Airport, which is approximately 58 miles from the City.

Long-term Financial Planning

Tuscaloosa's long-term financial plan is based on sound financial reserves, low debt burden, and conservative revenue growth forecasts. The City anticipates a moderate increase in revenues over the next several years with a continued focus on efficient spending to maintain essential City services to the community.

In an effort to continually plan for the future, the Accounting and Finance Department created its Budgets and Strategic Planning Division during a city-wide restructure in 2016. Since then, the Department has developed forecasting techniques based on economic assumptions in an effort to align future anticipated revenues with anticipated projects.

Fund Balance and Reserve Policy

As authorized by the City Council and contained in the Tuscaloosa City Code chapter 2, the General Fund, the General Fund Reserve, and the Water and Sewer Fund Reserve each have a mandatory unencumbered fund balance that should not be budgeted or otherwise designated for expenditure unless there is an ordinance duly adopted by the City Council declaring that the requested expenditure is required by extraordinary circumstances to preserve and protect the health, safety, and welfare of the citizens of the City or to make debt service payments that the City cannot otherwise finance. The City's reserve policy requires that at least 10 percent of the General Fund revenue budget be kept in unassigned fund balance so the City has adequate working capital and can respond to unexpected financial situations. City policy also states that the minimum unrestricted net position in the Water and Sewer Fund be maintained at 30 percent of operating expenses.

Surpluses from the General Fund are transferred annually to the General Fund Reserve for Future Improvements Fund (General Fund Reserve) for capital needs. An adjusted surplus amount in the Water and Sewer Fund is transferred annually to the Water and Sewer Reserve for Future Improvements Fund (Water and Sewer Fund Reserve). Designations for capital projects are approved each year as a management control device for the General Fund Reserve and the Water and Sewer Fund Reserve. These projects are designated until they are complete and become operational, often spanning a three- to five-year cycle.

Budgetary Procedures

The annual budget serves as the foundation for the City of Tuscaloosa's financial planning and control. The Mayor is required to submit a budget for the General Fund, Water and Sewer Fund and the Elevate Tuscaloosa Fund to the City Council by August 31 of each fiscal year. The Council, after public comment and evaluation, must formally adopt a balanced operating budget, for the upcoming fiscal year, no later than the close of each preceding fiscal year. A balanced budget in which revenues are equal to or greater than expenditures is mandatory for the General Fund and the Elevate Tuscaloosa Fund. The City also has various capital improvement funds for which financial designations are made by the Council; however, no formal budget ordinance is adopted.

Budgetary control is maintained at the department level through encumbrances of estimated purchase amounts prior to the release of purchase orders to vendors. Purchase orders which result in an overrun of balances are not released until additional appropriations are made available. The Chief Financial Officer is authorized to approve budget revisions within a department as long as the total budget does not change. Council action is required for requests where the overall budget for a department increases. Any increase must be funded by additional available resources at the time of the amendment.

Basis of Budgeting

The annual budgets adopted by the City of Tuscaloosa are structured to be consistent with generally accepted accounting principles (GAAP). The General Fund budget is prepared on the modified accrual basis of accounting as prescribed by GAAP. For the Water and Sewer Fund, the budget is prepared using both the full accrual and modified accrual basis. In accordance with GAAP, the full accrual basis of accounting (revenues are recognized when earned) is used for estimating revenues. However, for greater control over expenses, the full accrual basis (expenses recognized when incurred) is modified. In addition to the full accrual basis expenses, capital outlays and any debt service principal payments are included as budgeted expenses. The basis of accounting used for budgeting is the same basis used for accounting and financial reporting for all funds, except for inclusion of debt service principal expenses in the Water and Sewer Fund.

Accounting System

The accounts of the City are organized on the basis of funds and account groups, each of which is considered a separate accounting entity. The operations of each fund are accounted for with a separate set of self-balancing accounts that comprise its assets, liabilities, fund equity, revenues, and expenditures, or expenses, as appropriate. Government resources are allocated to and accounted for in individual funds based upon the purposes for which they are to be spent and the means by which spending activities are controlled. The various funds are grouped, for accounting and reporting purposes, into three broad categories, Governmental Funds, Proprietary Funds and Fiduciary Funds. For a description of the various funds and account groups used by the City, see the notes to the most recent comprehensive annual financial report of the City located on the City's website.

Basis of Accounting

The basis of accounting refers to when revenues and expenditures are recognized in the accounts and reported in the financial statements. The City uses the Governmental Accounting Standards Board's Statement 34 as a reporting model. For a detailed description of the accounting and financial reporting treatment applied to the funds and accounts used by the City, see the notes to the most recent comprehensive annual financial report of the City located on the City's website.

Investment Policy

Municipal funds not presently needed for other purposes may be invested in any obligations in which sinking funds are authorized to be invested pursuant to section 11-81-19, Code of Alabama (1975) and in any of the securities or obligations as set forth in section 11-81-21, Code of Alabama (1975). The primary objective of the City's investment policy as established herein is to outline the criteria for maintaining the security of invested municipal funds. Criteria for managing the City's municipal funds investment portfolio shall be in the following priority:

1. The preservation of capital and the protection of investment principal.
2. To maintain sufficient liquidity to meet reasonably anticipated operating expenditures and capital outlays.
3. To maximize investment returns given the safety and liquidity constraints and subject to prudent investment principles.
4. The objective for return on investment of municipal funds should be that equaling or exceeding the average return on three-month U.S. Treasury bills or the average rate on federal funds, whichever is higher.

The City of Tuscaloosa maintains a policy that a purchase order must be obtained for all expenditures exceeding \$5,000. If the expenditure exceeds this threshold, the City’s “Equipment Form” must be filled out by the requesting department. This assists the Purchasing division of the Accounting and Finance Department in issuing the PO, as well as the Capital Asset team in identifying whether the particular request is capital or operational in nature. The City defines capital expenditures as expenditures made to acquire or significantly improve an asset such as equipment or buildings.

Listed below are the capital expenditures included in the FY 2022 budget, as well as the funding sources for those items.

FY 2022 Revenue Sources for Capital Expenditures			
General Fund		\$	335,000
<i>Restricted Funds - Ambulance Franchise Funds</i>	\$	104,000	
<i>General Fund Revenues</i>		231,000	
General Fund Facility Renewal Fund			100,000
General Fund Reserve for Future Improvements (GF-RFFI)			1,870,000
Alabama Trust Fund			927,998
Public Safety Capital Fund			3,006,001
<i>Transfer from Elevate - Public Safety Allocation</i>		2,000,000	
<i>Transfer from General Fund</i>		1,006,001	
Public Works Capital Fund			591,500
<i>Transfer from Elevate - Public Works Allocation</i>		489,500	
<i>Transfer from General Fund</i>		82,000	
<i>Contingency</i>		20,000	
American Rescue Plan			13,397,159
<i>General Fund Revenue Losses</i>		6,648,759	
<i>Water and Sewer Fund Revenue Losses</i>		6,000,000	
<i>Elevate Fund Revenue Losses</i>		748,400	
Total Capital Expenditures		\$	20,227,658

Listed below are the FY 2022 capital expenditure allocation, split out by Infrastructure and Public Services, Police, Fire and Rescue and Information Technology.

FY 2022 Capital Expenditure Allocation - Infrastructure and Public Services			
Environmental Services Projects		\$	543,000
<i>ESD - Parking Lot</i>	\$	500,000	
<i>ESD - Wash Rack</i>		35,000	
<i>ESD - Glass over recycling</i>		8,000	
(2) Shuttle Trucks			180,000
(4) Knucklebooms			700,000
54" Mower			14,000
60" Mower			14,000
Leaf Suction Truck			250,000

FY 2022 Capital Expenditure Allocation - Infrastructure and Public Services (continued)

Rear Garbage Loader	\$	195,000
(2) Squad Truck		115,000
Tilt Trailer		11,000
Dual Flail Mower		96,000
(2) 3/4 Ton Trucks		82,000
(2) Recycling Trucks		350,000
Hydraulic Excavator		155,000
1/2 Ton Truck		31,500
(2) 60" Diesel Zero Turn Mowers		30,000
7X18 Trailer with Side Load Gate & Tandem Axles		11,000
	\$	2,777,500

FY 2022 Capital Expenditure Allocation - Fire and Rescue

Fire Station #6 Engineering	\$	2,000,000
Fire Station Improvements		305,000
1/2 Ton Truck		50,000
1 Ton Truck		54,000
(2) Extrication Equipment		55,000
(2) Dive Gear		15,000
	\$	2,479,000

FY 2022 Capital Expenditure Allocation - Police

(8) Motorcycles	\$	240,000
(20) SUV's		1,300,000
(2) 1/2 Ton Crew Cab Trucks		110,000
(15) 1/2 Ton Crew Cab Trucks		600,000
(3) 1/2 Ton Trucks		84,000
New K9		25,000
Optics Equipment - Weapons and Gear		55,000
	\$	2,414,000

FY 2022 Capital Expenditure Allocation - Information and Technology

Public Safety Radio System Payment – Year 3 of 7	\$	936,001
Cyber Intel Technology - TPD		225,000
IT Servers		97,000
Cisco ISE Network Access Control Panel		86,000
SIEM Platform		65,000
Office Management Software - OCA		50,000
Compstat/Productivity Spillman Software - TPD		35,000
Technology Lifecycle Equipment		123,600
	\$	1,617,601

FY 2022 Capital Expenditure Allocation - Other Capital Projects

Oak Bend Turn Around	\$	20,000
Comprehensive Plan		20,000
City Hall ADA Access		100,000
Cribbs Mill Creek Railroad Corridor Drainage Enhancements		100,000
Patton Lake Park Project Engineering		1,000,000
Protective Storm Purchases		1,350,000
Campus Water Distribution		4,000,000
Lift Station #10/#11		2,000,000
	\$	8,590,000

FY 2022 Capital Expenditure Allocation - Agencies

Sokol Park North - Parking Lot	\$	450,000
PARA - Bowers/Sokol Parks Contingency		477,998
Ol' Colony Capital Equipment		287,159
Park Maintenance Dump Truck		140,000
Monnish Park Restroom Refurbishment		120,000
Phelps Center Maintenance		126,000
Jaycee Park Restroom Restoration		306,000
Kaulton Park Improvements		250,000
Springbrook Park Paved Walking Track		32,400
Jaycee Park Pavilion Refurbishment		60,000
Ol' Colony Golf Course Green Restoration		100,000
	\$	2,349,557

FY 2022 Capital Expenditure Allocation – Total

Infrastructure and Public Services	\$	2,777,500
Fire and Rescue		2,479,000
Police		2,414,000
Information Technology		1,617,601
Capital Projects		8,590,000
Agencies		2,349,557
	\$	20,227,658

With the exception of the following recurring payments, all capital expenditures included in the FY 2022 budget are non- recurring expenditures.

- **Public Safety Radio System:** In FY 2019, the City of Tuscaloosa entered into a seven-year lease purchase agreement with Motorola for the Public Safety Radio Communications System. This system provides the leading edge in emergency and disaster response capabilities. Its ability to provide real-time information sharing among the first responders aligns with the Mayor's core beliefs that all Citizens will be safe in all areas of our City. The FY 2022 payment of \$936,001 will be the third payment of the seven.



Capital Expenditures

Alongside the above-mentioned capital expenditures, \$6,054,317 has been allocated for the 2021 City-wide Resurfacing project funded through the FY 2022 estimated gas tax distribution, Restart Tuscaloosa and savings from previous paving projects within various capital funds.

FY 2021 City-wide Resurfacing Project - Revenue Sources	
Restart Tuscaloosa	\$ 3,500,000
ARP	1,125,000
FY 2022 Estimated Gasoline Tax Distribution	900,000
Public Works Capital Fund - Elevate	225,000
GF-RFFI Contingency	195,978
2019-B Warrant Contingency	74,823
2019-A Warrant Contingency	33,516
Total Budget for the 2021 City-wide Resurfacing Project	\$ 6,054,317



GENERAL FUND SUMMARY

The City of Tuscaloosa's adopted FY 2022 General Fund budget provides for the funding of services and programs that ensure Tuscaloosa remains safe and the quality of life continues to prosper, while retaining high quality and dedicated employees.

The General Fund budget is balanced, with revenues projected to be \$174,301,786. Compared to the FY 2021 revised budget, the adopted FY 2022 budget represents an overall budgetary increase of 7.5%.

General Fund Revenues FY 2022 Budget Summary					
Revenue Category	2020 Budget	2021 Budget	2022 Budget	Increase/ Decrease	Percentage Change
Taxes	\$ 80,600,984	\$ 77,737,513	\$ 86,021,507	\$ 8,283,994	10.66%
Licenses and Permits	23,965,500	23,906,000	23,247,000	(659,000)	-2.76%
Fines and Penalties	2,590,731	1,767,500	1,237,700	(529,800)	-29.97%
Use of Property	140,000	121,000	121,000	-	0.00%
Charges for Services	1,100,000	1,100,000	1,100,000	-	0.00%
Intergovernmental	38,696,806	38,413,487	41,733,230	3,319,743	8.64%
Other Operating	1,212,434	953,773	895,950	(57,823)	-6.06%
Transfers from Other Funds	14,822,286	17,107,066	17,185,112	78,046	0.46%
Cost Reimbursements	1,467,560	1,032,609	2,760,287	1,727,678	167.31%
Total	\$ 164,596,301	\$ 162,138,949	\$ 174,301,786	\$ 12,162,837	7.50%

General Fund Revenue Highlights

Sales and Use Tax - \$92,381,000, net of rebates

- The City's largest revenue source that comprises over 50% of all General Fund revenues.
- Revenue includes city, school, and county sales tax and various use, alcohol, and tobacco related taxes.
- Effective October 1, 2020 City's sales tax increased from 9% to 10%. The City receives 3% of the sales tax directly and 19% of the County's portion. The 1% increase in City sales tax is restricted for Elevate Tuscaloosa, a city-wide initiative which helps fund education, transportation and recreational projects.
- Budgeted City sales tax collections increased by \$2,204,746 compared to fiscal year 2021 revised budget, a 6% increase.
- Budgeted County sales tax collections increased by \$2,108,000 compared to fiscal year 2021 revised budget, a 12.6% increase.
- \$19,639,000 is budgeted as pass through revenue for the Tuscaloosa City Board of Education sales tax.
- In January 2019, SSUT (Simplified Sellers Use Tax) expanded to include third-party sellers which resulted in a substantial increase in collections. \$4,715,000 is budgeted for FY 2022, representing a 41% increase over the FY 2021 revised budget.
- A 3% rate increase has been budgeted in dwelling taxes for student oriented housing developments beginning April 1st. An estimated \$1,116,201 in additional revenues is expected to be collected, which will assist with funding the adopted Police and Fire pay plan.

Business Licenses - \$21,681,000, net of rebates

- License revenue is the second largest revenue source, comprising approximately 12% of all General Fund Revenues.
- Revenue includes business, alcoholic beverage, fire and life insurance licenses.

Property Taxes - \$19,209,592, net of rebates

- Property taxes is the third largest revenue source, comprising approximately 11% of all General Fund revenues.
- Revenue includes real and personal property tax and automobile property tax.
- Based on FY 2021 revenue trends, \$17,977,000 is budgeted for real and personal property taxes, which is \$317,000 higher than the FY 2021 budget. \$760,104 of this budget represents fees charged by the County for collection and assessing commissions and the City's share of the appraisal and mapping budget. Consistent with generally accepted accounting principles (GAAP), revenues are grossed up accordingly by the fees paid to the County.
- \$1,485,000 is budgeted for automobile property taxes, which is in line with the prior year FY 2021 budget.

Environmental Service Fees (garbage, trash and recycling) - \$1,275,500

- A rate decrease was approved by the City Council to help offset the 1% increase in sales tax effective October 1, 2019 for the Elevate Tuscaloosa initiative. As previously presented in the Elevate plan, Elevate will reimburse the General Fund \$5,000,000 to cover the revenue shortfall. The subsidized rate for each customer's first cart was reduced to \$3.25. All additional carts are charged at the unsubsidized rate of \$23.35. The new rates went into effect November 1, 2019.
- Recycling cost reimbursement revenues are budgeted at \$150,000



GENERAL FUND SUMMARY

General Fund Revenue Highlights (continued)

Public Safety Revenue Funding Proposal

➤ Included in the FY 2022 adopted budget, is a recommendation to generate additional revenues to support the implementation of a new public safety pay plan. Below are the adopted revenue streams:

- Transfer from Elevate Tuscaloosa for public safety of \$2,629,500
- Begin charging an event fee on ticketed events where alcohol is distributed. This is expected to generate \$50,000 annually.
- Increase rental tax beginning April 1, 2022 on student-oriented housing developments to 3%. This is expected to generate \$1,718,477 annually. The amount budgeted for FY 2022 is \$859,239.

General Fund Expenditures FY 2022 Budget Summary					
Department	2020 Budget	2021 Budget	2022 Budget	Increase/ Decrease	Percentage Change
Accounting and Finance	\$ 4,692,695	\$ 4,460,827	\$ 5,120,051	\$ 659,224	14.78%
Council	441,690	475,488	574,896	99,408	20.91%
Community & Neighborhood Services	581,509	513,219	610,228	97,009	18.90%
Fire	25,079,710	27,196,025	28,625,811	1,429,786	5.26%
Human Resources	2,786,280	2,733,169	2,852,055	118,886	4.35%
Information Technology	5,706,875	6,358,263	5,320,001	(1,038,262)	-16.33%
Infrastructure and Public Services	35,388,299	36,111,246	36,954,926	843,680	2.34%
Office of the Mayor	1,769,402	1,379,152	1,668,406	289,254	20.97%
Municipal Court	1,092,080	1,083,217	1,117,137	33,920	3.13%
Office of the City Attorney	2,010,751	1,922,395	2,207,112	284,717	14.81%
Office of Urban Development	3,528,248	3,346,023	3,706,935	360,913	10.79%
Police	34,369,546	33,768,789	35,885,377	2,116,588	6.27%
Other Operating Agencies	35,116,328	32,573,472	37,793,106	5,219,634	16.02%
Agencies	12,460,234	10,863,179	11,865,745	1,002,566	9.23%
Total	\$ 165,023,647	\$ 162,784,464	\$ 174,301,786	\$ 11,517,322	7.08%

General Fund Expenditure Highlights

Departments were tasked with level funding FY 2022 operations using FY 2021 original budget amounts, excluding personnel and city-wide expenditures. Items outside of level funding were submitted as "unfunded requests" to be considered for funding in FY 2022. This included new personnel, new initiatives, technology items, vehicles and equipment and any facility improvements. Various initiatives were funded in the FY 2022 budget and are summarized below.

New Initiatives for FY 2022

Investment in Employees - \$5,485,507

- A 2.5% cost of living adjustment is included for all employees effective October 1, 2021. The General Fund portion of the cost of living adjustment is \$1,946,719
- \$2,422,538 is budgeted for a new public safety pay plan that is expected to go into effect April 1, 2022
- \$1,116,250 is budgeted as an escrow for the conversion of the Fire and Police Pension plan to RSA
- An additional holiday, Juneteenth, has been added with a total impact of \$145,046 to the General fund

Health Insurance

- The adopted budget includes a \$50,000 transfer from the General Fund to the City's Health Insurance Fund to ensure the fund maintains a positive fund balance
- The adopted FY 2022 budget includes an 3.6% increase to cover health insurance premiums due to increased costs from Blue Cross Blue Shield.



GENERAL FUND SUMMARY

General Fund Expenditure Highlights (continued)

Capital Equipment Investments

- The adopted FY 2022 budget includes a transfer to the Public Safety Capital fund in the amount of \$936,001 for the third payment of the Public Safety Radio Lease
- \$300,000 is budgeted annually as a transfer to the Facility Renewal fund for city facility repairs and improvements
- \$70,000 is budgeted as a transfer to the Public Safety Capital fund to purchase extrication equipment and dive gear for the Fire department
- \$82,000 is budgeted as a transfer to the Public Works Capital fund to purchase various pieces of Infrastructure and Public Services equipment
- \$151,000 is budgeted within the Information and Technology department for a network access control panel and a SIEM platform
- \$80,000 is budgeted within the Police department to purchase a new K9 officer along with weapons and gear
- \$104,000 is budgeted from the Ambulance Franchise Fee Restricted Funds for two vehicles for the Fire department

Agencies

- 2022 calendar year adopted agency funding agreements totaled \$12,195,253, a budget impact of \$11,865,745.

Contingency

- The adopted FY 2022 budget provides a contingency balance of \$641,342.

Debt Service and other commitments

- The FY 2022 debt service budget increased by \$1,892,157 compared to the FY 2021 budget. This increase can be attributed to the General Fund portion of the 2020-A warrant, which was issued to fund the MLK/JWP capital project, as well as various projects within the Elevate Tuscaloosa Fund. The MLK/JWP project is 100% reimbursable by TCRIC. The total budgeted reimbursement from TCRIC is \$1,900,914. Overall, debt service represents about 5.5% of the total FY 2022 budget.
- \$117,300 is budgeted as a cost sharing agreement with EMA for the 5th and final payment for City's share of the new EMA facility.
- \$675,000 is budgeted for incentive obligations between the Mercedes-Benz plant, the City of Tuscaloosa, the City of Northport and Tuscaloosa County.
- \$1,616,223 in transfers from other funds is budgeted as a revenue to offset debt service obligations of other City funds.
- \$936,001 is budgeted for the Public Safety Radio Lease payment for FY 2022. This is the third of seven payments for the lease.

General Fund Debt Service FY 2022 Budget Summary					
Debt Issue	Principal	Interest	Total	Remaining Principal	Maturity Date
2012-B (Partial Refunding)	280,000	7,000	287,000	280,000	January 2022
2014-A	1,155,000	320,250	1,475,250	6,405,000	July 2026
2014-C Refunding (2005)	100,000	30,545	130,545	785,000	January 2032
2016-A	700,000	1,172,945	1,872,945	30,120,000	April 2046
2016-B Refunding (2007A & 2009)	690,000	975,813	1,665,813	30,370,000	October 2038
2019-A Refunding of 2010-A	935,000	504,500	1,439,500	11,285,000	July 2031
2019-B Refunding of 2012-A, 2012-B & 2014-A, 2014-C	195,000	344,846	539,846	12,835,000	April 2039
2020-A (Fully reimbursed by TCRIC)	645,210	1,255,704	1,900,914	34,616,640	October 2050
2020-B Refunding of 2012-B	20,000	50,136	70,136	2,495,000	July 2035
Patriot Parkway Installment	170,386	-	170,386	1,022,316	October 2025
Renasant Bank Lease Purchase	40,000	-	40,000	280,000	October 2026
Total	\$ 4,930,596	\$ 4,661,738	\$ 9,592,334	\$ 130,493,956	

General Fund Other Commitments FY 2022 Budget Summary				
Commitments	Type	Annual Payment	Remaining Balance	Final Payment Date
Project Crimson	Incentive Obligation	\$ 425,000	\$ 2,550,000	October 2026
Project Five Star	Incentive Obligation	250,000	1,500,000	October 2026
EMA Building Replacement	Cost Sharing Arrangement	117,300	117,300	October 2022
Transfer to PSCF for Public Safety Radio Lease	Interfund Loan/Capital Lease	936,001	4,680,007	December 2025
Total		\$ 1,728,301	\$ 8,847,307	



This page intentionally left blank.



Police Jurisdiction Calculation

Each fiscal year during the budget process, the Chief Financial Officer or his designee will calculate the approximate costs of police jurisdiction services based on prior year's operational costs. The total amount of licenses collected in the police jurisdiction shall not be an amount greater than the costs of services provided to the police jurisdiction. Below is the annual calculation required. The license revenues received in the police jurisdiction (\$2,663,864) did not exceed the costs expended (\$6,520,262).

Police Jurisdiction Calculation September 30, 2021 Projection			
Department	Allocation to Police Jurisdiction	Cost Reimbursements	Net Costs
Fire	\$ 4,416,790	\$ -	\$ 4,416,790
Fire - Paramedics	131,948	54,859	77,089
Police	1,886,284	-	1,886,284
Urban Development	344,776	204,677	140,099
Total Allocation to Provide Services	\$ 6,779,797	\$ 259,536	\$ 6,520,262
		License Revenue in Police Jurisdiction	\$ 2,663,864



This page intentionally left blank.



GENERAL FUND SUMMARY

Account Category	2020 Budget	2020 Actual	2021 Budget	2021 Actual	2022 Adopted
GENERAL FUND REVENUES					
Taxes	80,600,984	78,362,641	77,737,513	81,337,112	86,021,507
Licenses and Permits	23,965,500	24,556,691	23,906,000	22,694,707	23,247,000
Fines and Penalties	2,590,731	1,265,604	1,767,500	1,896,897	1,237,700
Use of Property	140,000	135,603	121,000	132,832	121,000
Charges for Services	1,100,000	1,397,584	1,100,000	1,344,842	1,100,000
Intergovernmental Revenues	38,696,806	42,898,586	38,413,487	40,474,035	41,733,230
Other Operating	1,212,434	30,299,996	953,773	735,004	895,950
Transfers from Other Funds	14,822,286	13,882,539	17,107,066	6,021,970	17,185,112
Cost Reimbursements	1,467,560	1,320,772	1,032,609	1,346,510	2,760,287
TOTAL GENERAL FUND REVENUES	<u>164,596,301</u>	<u>194,120,016</u>	<u>162,138,949</u>	<u>155,983,911</u>	<u>174,301,786</u>
GENERAL FUND EXPENDITURES					
Accounting and Finance	4,692,695	4,509,121	4,460,827	4,255,159	5,120,051
Council	441,690	302,594	475,488	421,239	574,896
Community & Neighborhood Services	581,509	554,696	513,219	457,604	610,228
Fire	25,079,710	25,944,539	27,196,025	28,155,084	28,625,811
Human Resources	2,786,280	2,320,320	2,733,169	3,137,208	2,852,055
Information Technology	5,706,875	5,230,795	6,358,263	5,692,721	5,320,001
Infrastructure and Public Services	35,388,299	33,927,953	36,111,246	32,420,585	36,954,926
Mayor	1,769,402	1,486,319	1,379,152	1,329,912	1,668,406
Municipal Court	1,092,080	1,032,127	1,083,217	1,015,061	1,117,137
Office of the City Attorney	2,010,751	1,967,722	1,922,395	1,782,363	2,207,112
Office of Urban Development	3,528,248	3,240,192	3,346,023	3,179,769	3,706,935
Police	34,369,546	33,345,179	33,768,789	31,672,239	35,885,377
Other Operating	35,116,328	70,019,947	32,573,472	30,704,240	37,793,106
Agencies	12,460,234	12,451,528	10,863,179	10,843,780	11,865,745
TOTAL GENERAL FUND EXPENDITURES	<u>165,023,647</u>	<u>196,333,031</u>	<u>162,784,464</u>	<u>155,066,963</u>	<u>174,301,786</u>



This page intentionally left blank.



GENERAL FUND REVENUES

Account	2020 Budget	2020 Actual	2021 Budget	2021 Actual	2022 Adopted
TAXES					
10100050-0101 Sales Tax	39,044,000	37,793,376	38,886,254	38,503,800	41,091,000
10100050-010101 S/T Rebate - Legacy Park	(451,848)	(372,497)	(470,000)	(347,960)	(470,000)
10100050-010102 S/T Rebate - Constr Mitigation	(73,333)	(127,870)	(73,333)	(244,026)	(200,000)
10100050-0102 Use Tax	4,142,000	4,282,620	4,330,000	4,322,675	4,511,000
10100050-0103 Sales Tax Liquor	209,000	178,631	115,000	154,541	215,000
10100050-0104 Sales Tax Pen & Int	235,000	164,686	165,000	162,261	128,000
10100050-0105 Use Tax - Internet	2,070,000	3,733,761	3,350,000	4,544,226	4,715,000
10100050-0201 Ad Valorem Tax	18,165,680	17,686,163	17,660,000	17,953,468	17,977,000
10100050-020101 AV/T Rebate - Embassy Suites	(93,000)	(92,475)	(92,475)	(92,475)	(92,475)
10100050-020102 AV/T Rebate - Hotel Indigo	(25,000)	(24,620)	(24,620)	(24,620)	(24,620)
10100050-020103 AV/T Rebate - Legacy Park	(140,000)	(125,314)	(125,313)	(108,000)	(125,313)
10100050-020104 AV/T Rebate - Const Mitigation	(10,000)	(1,007)	(10,000)	-	(10,000)
10100050-0202 Ad Valorem Tax Auto	1,406,000	1,470,008	1,421,000	1,560,932	1,485,000
10100050-0203 Ad Valorem Tax-Prior Years	5,000	8,517	-	398	-
10100050-0302 Liquor Tax	1,794,000	1,680,419	1,611,000	2,441,205	2,292,000
10100050-0303 Wine Tax	84,000	89,338	90,000	91,547	100,000
10100050-0304 Rental Tang Per Prop T	994,000	963,763	951,000	970,930	1,060,000
10100050-0306 Lodging Tax	8,610,000	6,059,218	5,515,000	6,984,219	8,359,500
10100050-030601 L/T Rebate - Embassy Suites	(501,515)	(340,133)	(429,500)	(285,778)	(356,021)
10100050-030602 L/T Rebate - Hotel Indigo	(165,000)	(152,671)	(137,000)	(93,201)	(159,802)
10100050-030603 L/T Rebate - Homewood Suites	-	-	-	(55,068)	(225,000)
10100050-030604 L/T Rebate - AC Marriot	-	-	-	-	(330,000)
10100050-030605 L/T Rebate - Alamite	-	-	-	-	(58,000)
10100050-0308 Tobacco Tax	667,000	699,201	675,000	622,279	687,000
10100050-0309 Dwelling Tax	3,310,000	3,309,494	3,288,000	2,890,897	4,269,238
10100050-0311 Audits	1,200,000	1,349,132	930,000	1,156,718	1,012,000
10100050-0312 Lodging Tax - S/T Rentals	125,000	130,900	112,500	228,144	171,000
TOTAL TAXES	80,600,984	78,362,641	77,737,513	81,337,112	86,021,507



**GENERAL FUND
REVENUES**

Account	2020 Budget	2020 Actual	2021 Budget	2021 Actual	2022 Adopted
LICENSES AND PERMITS					
10100055-0401 Privilege License	20,941,000	21,192,736	20,715,000	19,653,478	20,252,000
10100055-040101 B/L Rebate - Constr Mitigation	(1,000)	(1,328)	-	-	-
10100055-0402 Life Insurance License	700,000	728,355	725,000	709,546	710,000
10100055-0403 Fire Insurance License	200,000	207,607	207,000	206,737	207,000
10100055-0404 Alcoholic Bev License	119,000	101,938	101,500	101,010	100,000
10100055-0405 Filing Fee	21,000	11,070	12,000	16,645	12,000
10100055-0406 Franchise License	125,000	116,963	110,000	124,797	100,000
10100055-0407 Penalties	275,000	170,459	157,000	128,818	100,000
10100055-0408 Election Filing Fee	-	-	-	5,100	-
10100055-0409 Business Privilage License	199,000	205,706	200,000	4,116	200,000
10100055-0502 Building Permits	1,362,000	1,800,942	1,659,000	1,714,995	1,546,000
10100055-0503 Electrical Inspection	22,000	19,794	17,000	30,805	20,000
10100055-0509 Sewer Tap Permits	-	-	-	1,345	-
10100055-0513 Water Meter Connect Fee	-	-	-	(5,160)	-
10100055-0520 PS- Special Event App Fee	2,500	2,450	2,500	2,475	-
TOTAL LICENSES AND PERMITS	23,965,500	24,556,691	23,906,000	22,694,707	23,247,000



**GENERAL FUND
REVENUES**

Account	2020 Budget	2020 Actual	2021 Budget	2021 Actual	2022 Adopted	
FINES AND PENALTIES						
10100060-0601	Municipal Court Clearing	-	-	-	242,782	-
10100060-0602	State General Fund	-	0	-	(17,015)	-
10100060-0603	Fair Trial Tax	-	-	-	(10,171)	-
10100060-0604	Crime Victim Comp Fund	-	-	-	(2,314)	-
10100060-0605	State Drivers Ed Fund	-	-	-	(4,854)	-
10100060-0606	Peace Off Ann & Ben Fu	-	-	-	(3,651)	-
10100060-0607	Public Defenders Fund	-	-	-	(656)	-
10100060-0608	Failure To Appear / Writ Fee	99,000	99,135	99,000	142,371	100,000
10100060-0610	Recovery Unit And Other	5,500	2,561	5,500	23,796	10,000
10100060-0611	City Court Costs/Jail Muni Bbf	105,000	81,161	105,000	84,085	75,000
10100060-0612	Criminal Littering Fund	-	-	-	4,773	-
10100060-0613	City Fines/Bond Forfeiture	727,000	646,005	727,000	755,730	700,000
10100060-0614	Criminal Hist Proc Fee	-	(0)	-	(4,147)	-
10100060-0615	Impaired Drivers-State	-	-	-	(1,345)	-
10100060-0616	Imp Drivers-City	1,100	612	1,100	535	600
10100060-0617	DNA Database Fund	-	-	-	(9,793)	-
10100060-0618	Chemical Equip Trust Fund	-	0	-	(1,898)	-
10100060-0619	AL Forensic Trust Fund	-	-	-	(2,311)	-
10100060-0620	Mun Corrections Fund	-	-	-	(32,054)	-
10100060-0622	Forensic Trust - City	100	128	100	169	100
10100060-0625	City Court Over/Short	-	3,125	-	39	-
10100060-0626	Copy/Records Fee	23,000	18,480	23,000	16,766	16,000
10100060-0627	DI Assessment	-	(0)	-	(3,167)	-
10100060-0629	Adv Tech Data Fund	-	-	-	(1,970)	-
10100060-0630	Mun General Fund - Ect	-	-	-	(1,314)	-
10100060-0631	Drug Docket Fee	-	-	-	(1,040)	-
10100060-0633	DA Solicitors Fee	-	(0)	-	(18,947)	-
10100060-0634	Convenience Fee	500	279	500	25,196	20,000
10100060-0635	Citizenship Trust Fund	-	-	-	(890)	-
10100060-0636	Diversion Training Tech (TPD)	35,210	69,645	35,210	96,497	-
10100060-0637	Diversion Indigent Treatment	-	69,305	-	95,729	-
10100060-0638	Diversion General Fund	211,000	140,928	211,000	191,926	211,000
10100060-06361	PY Fund Bal-Mun Crt (TR TECH)	205,000	-	296,090	-	-
10100060-06381	PY Fund Bal-Mun Crt (DIVERSN)	914,321	-	-	-	-
10100060-0640	State Judicial Admin	-	(0)	-	(7,328)	-
10100060-0641	Mun Court Jud Admin BBFF	-	-	-	(11,392)	-
10100060-0645	Circuit Judge Admin	-	-	-	(1,806)	-
10100060-0647	Circuit Clerk Admin	-	0	-	(1,807)	-
10100060-0648	Dept Of Public Health	-	-	-	(255)	-
10100060-0693	Impaired Driving Prevention	-	-	-	(2,553)	-
10100060-0695	Hwy Traffic Safety Fund	-	-	-	(74)	-
10100060-0697	Interlock Indigent Fund	-	-	-	(34)	-
10100060-0698	Expungement Revenue	9,000	4,700	9,000	3,130	5,000



**GENERAL FUND
REVENUES**

Account		2020 Budget	2020 Actual	2021 Budget	2021 Actual	2022 Adopted
FINES AND PENALTIES (continued)						
10100060-0701	Parking Tickets	247,000	127,622	247,000	135,928	100,000
10100060-0702	Wrecker Service	6,000	-	6,000	820	-
10100060-0703	Sex Offender Fines	2,000	1,918	2,000	1,595	-
10100060-0704	Red Light Cameras	-	-	-	217,817	-
TOTAL FINES AND PENALTIES		2,590,731	1,265,604	1,767,500	1,896,897	1,237,700



GENERAL FUND REVENUES

Account	2020 Budget	2020 Actual	2021 Budget	2021 Actual	2022 Adopted
USE OF PROPERTY					
10100065-0901 Rents	15,000	14,603	15,000	13,318	15,000
10100065-0903 Airport Hanger Rent	125,000	120,775	106,000	119,440	106,000
10100065-1002 Airport Fuel Flowage Fees	-	0	-	-	-
10100065-1006 Airport Facility Event Fee	-	225	-	75	-
TOTAL USE OF PROPERTY	140,000	135,603	121,000	132,832	121,000



GENERAL FUND REVENUES

Account	2020 Budget	2020 Actual	2021 Budget	2021 Actual	2022 Adopted
CHARGES FOR SERVICES					
10100070-1101 Garbage Collection	1,100,000	1,395,492	1,100,000	1,344,842	1,100,000
10100070-1803 Recovered Bad Debts	-	2,092	-	-	-
TOTAL CHARGES FOR SERVICES	1,100,000	1,397,584	1,100,000	1,344,842	1,100,000



**GENERAL FUND
REVENUES**

Account		2020 Budget	2020 Actual	2021 Budget	2021 Actual	2022 Adopted
INTERGOVERNMENTAL REVENUES						
10100075-1201	Sales Tax - Public School Bond	18,335,000	18,365,865	16,501,500	18,282,400	19,639,000
10100075-1202	Road And Bridge Tax	895,000	1,096,845	895,000	-	950,000
10100075-1204	Beer Tax-Wholesaler	396,000	407,925	382,000	326,736	410,000
10100075-1205	Local Gasoline Tax	690,847	613,658	615,000	589,046	632,000
10100075-1207	Casual Sales Tax-Autos	272,000	467,674	300,000	713,735	400,000
10100075-1209	County Sales Tax-3% City Share	17,534,118	17,448,246	16,736,000	17,368,280	18,844,000
10100075-1302	Bank Excise Tax	425,000	950,393	315,000	785,051	475,000
10100075-1303	ABC Board Profit	37,000	20,252	37,000	36,482	20,000
10100075-1304	Oil Production Tax	35,000	17,480	24,000	22,853	24,000
10100075-1932	Grant-CTSP	-	125,205	-	-	-
10100075-1933	Grant - Coronavirus Relief Fund	-	2,485,702	2,238,757	2,238,757	-
10100075-1944	Grant-Fire	-	-	30,000	30,000	-
10100075-1947	Grant-Homeland Security	-	25,182	-	12,578	-
10100075-1956	Grant Bulletproof Vests	-	(7,487)	-	-	-
10100075-1963	Grant-FBI	-	14,364	-	-	-
10100075-1964	Grant - FEMA	-	814,688	-	35,517	-
10100075-1981	Grant-US Marshall Task Force	-	21,222	-	32,602	-
10100075-1989	Grant-St-Internet Crime Childr	-	10,000	-	-	-
10100075-1995	ADEM Recycling Grant	76,841	21,372	339,230	-	339,230
TOTAL INTERGOVERNMENTAL REVENUES		38,696,806	42,898,586	38,413,487	40,474,035	41,733,230



**GENERAL FUND
REVENUES**

Account		2020 Budget	2020 Actual	2021 Budget	2021 Actual	2022 Adopted
OTHER OPERATING						
10100080-1401	Interest Income-CD'S	7,000	-	-	-	-
10100080-1403	Interest Income-Checking	1,100	281	1,500	867	1,500
10100080-1406	Warrant Proceeds	-	26,775,000	-	-	-
10100080-1413	Premium On Warrants Issued	-	2,247,060	-	-	-
10100080-1429	Interest Income- Payment Plan	12,000	662	1,000	11,823	1,000
10100080-1430	Interest Income - Debt Service	2,000	18,109	3,500	341	3,500
10100080-1501	Other Operating	1,100	800	1,000	507	700
10100080-1502	Police Miscellaneous	53,000	52,415	58,000	33,187	25,000
10100080-1503	Rebate Fees	20,000	19,493	19,500	17,967	18,000
10100080-1506	Vending Commissions	8,000	4,903	4,000	14,918	5,000
10100080-1513	Sale Of Land/Vacate Street	18,809	18,809	-	-	-
10100080-1514	Settlement Proceeds	12,000	385,475	-	-	-
10100080-1520	SWDA Reimb For Fuel	44,218	-	44,218	-	-
10100080-1522	TPD - Abandoned Property	149,507	197,519	-	-	-
10100080-1523	Mayors 5K	60,000	28,924	60,000	-	60,000
10100080-1524	Human Trafficking Task Force	-	17,550	-	38,731	-
10100080-1528	Over/Under	-	(191)	-	(30)	-
10100080-1535	Auction Sales	90,000	59,368	49,374	189,959	90,000
10100080-1537	Surplus Sales	-	-	-	200	-
10100080-1538	Rescue Call Payments	235,000	59,137	83,500	69,272	83,500
10100080-15381	PY Fund Bal-Ambulance	-	-	131,487	-	104,000
10100080-1546	Donations	1,700	1,700	-	-	-
10100080-1561	RMKT- Rental Income	255,000	190,803	175,000	198,911	175,000
10100080-1562	RMKT- Farmers Booth Fees	15,000	11,723	7,500	13,490	6,000
10100080-1563	RMKT- Artist Booth Fees	4,000	2,880	1,650	3,980	1,650
10100080-1564	RMKT- Catering Royalties	45,000	21,175	19,000	24,739	15,000
10100080-1566	RMKT- Merchandise Inventory	-	380	-	1,500	250
10100080-1568	RMKT-Snap/Ebt Program	2,000	4,539	750	15,403	4,500
10100080-1570	HOTR- Ice Skating	97,000	83,830	84,000	5,047	84,000
10100080-1571	HOTR- Sponsorships	38,000	47,000	47,000	6,000	47,000
10100080-1572	HOTR- Concessions	1,500	249	250	75	250
10100080-1573	HOTR- Private Events	7,000	20,812	15,000	3,860	15,000
10100080-1574	HOTR- Other Misc Revenues	1,500	3,941	4,000	675	4,000
10100080-1581	Special Event-Rental Fees	26,000	25,638	23,400	23,464	15,000
10100080-1583	Special Event Sponsorships	5,000	-	6,500	18,325	62,500
10100080-1584	Special Event Concessions	-	-	-	104	-
10100080-1586	Druid City Arts Festival	-	-	55,000	41,674	-
10100080-1587	Alcohol Event Fee	-	-	-	-	50,000
10100080-1590	Gateway - Rental Income	-	12	-	15	-
10100080-1592	PY Fund Bal - District Enhance	-	-	57,645	-	-
10100080-1669	Trans From Amphitheatre Fund	-	-	-	-	23,600
TOTAL OTHER OPERATING		1,212,434	30,299,996	953,773	735,004	895,950



**GENERAL FUND
REVENUES**

Account		2020 Budget	2020 Actual	2021 Budget	2021 Actual	2022 Adopted
TRANSFERS FROM OTHER FUNDS						
10100085-1605	Trans From Beer Tax Bonus	416,860	406,587	406,500	419,879	406,500
10100085-1617	Trans From WS - Prop Insurance	350,000	384,461	420,000	-	420,000
10100085-1628	Trans From GF-RFFI	194,464	194,464	25,000	25,000	-
10100085-1630	Trans From WS - Worker's Comp	50,000	50,000	50,000	50,000	50,000
10100085-1634	Trans From WS - Build Maint	146,783	138,013	146,783	-	194,620
10100085-1635	Trans From WS - Temp Wages	25,000	24,836	25,000	-	60,000
10100085-1637	Trans From Alabama Trust Fund	500,000	500,000	500,000	500,000	500,000
10100085-1659	Trans From ETF-Garbage Subsidy	5,000,000	5,000,000	5,000,000	5,000,000	5,000,000
10100085-1662	Trans From Hourly Pension Fund	265,000	-	-	-	-
10100085-1663	Trans From Elevate	-	-	3,347,715	-	3,426,012
10100085-1670	Trans From Corrections Fund	75,000	75,000	75,000	-	75,000
10100085-1680	Trans From Tourism Cap Impv	250,000	250,000	250,000	-	250,000
10100085-1699	Trans From WS - Indirect Costs	5,993,753	5,993,753	5,993,753	-	5,936,757
10100085-8080	Trans From Amp - Debt Service	865,426	865,426	867,315	-	866,223
10100085-8081	Trans From Amp - Clearing	690,000	-	-	27,091	-
TOTAL TRANSFERS FROM OTHER FUNDS		14,822,286	13,882,539	17,107,066	6,021,970	17,185,112



**GENERAL FUND
REVENUES**

Account		2020 Budget	2020 Actual	2021 Budget	2021 Actual	2022 Adopted
COST REIMBURSEMENTS						
10100090-1550	Insurance Proceeds	34,581	148,667	66,536	167,959	-
10100090-9900	Cost Reimburse	2,500	1,929	2,500	11,520	4,000
10100090-9903	Cost Reim-Information Sys	-	200	-	1,904	-
10100090-9905	Cost Reim-Planning	57,000	49,809	40,000	56,125	40,000
10100090-9906	Cost Reim-Legal	2,000	1,340	1,200	9,704	1,000
10100090-9908	Cost Reim-Police	348,075	305,284	180,000	206,433	130,000
10100090-9909	Cost Reim-Fire	15,000	226	-	-	-
10100090-9910	Cost Reim-Gateway	-	-	-	2,632	-
10100090-9911	Cost Reim-Inspection	30,000	30,172	34,000	22,338	20,000
10100090-9912	Cost Reim-TDOT	90,000	179,850	40,000	90,232	50,000
10100090-9915	Cost Reim-Env Services	20,000	29,441	29,000	29,661	25,500
10100090-9916	Cost Reim-BOE School Guards	97,000	35,537	70,000	26,816	-
10100090-9917	Cost Reim-PS CCD Conv Fees	-	167	-	178	-
10100090-9921	Cost Reim-Mayor/Clerk	-	70	-	24,603	-
10100090-9925	Cost Reim-Recycling	220,000	145,447	140,000	219,717	150,000
10100090-9934	Cost Reim-Revenue	-	110	-	160	-
10100090-9935	Cost Reim-E911	89,631	31,272	-	-	-
10100090-9942	Cost Reim-Human Resources	-	60	-	90	-
10100090-9944	Cost Reim-Preservation	2,100	2,332	1,600	2,325	1,600
10100090-9945	Cost Reim-Facilities Maint	1,000	50	-	(50)	-
10100090-9947	Cost Reim-PATA Fuel	179,315	123,780	179,315	224,027	179,315
10100090-9956	Cost Reim-Amphitheater	1,500	15,718	500	-	10,000
10100090-9967	Cost Reim-TCRIC Debt	-	-	-	-	1,900,914
10100090-9968	Cost Reim-FOCUS	-	17	-	-	-
10100090-9969	Cost Reim-PATA Security	110,198	110,198	110,198	110,198	110,198
10100090-9970	Cost Reim-A&E Special Events	35,000	8,471	5,100	51,386	5,100
10100090-9974	Cost Reim-PATA-UA Route	85,040	85,040	85,040	85,040	85,040
10100090-9975	Cost Reim-Cemeteries	-	1,000	-	-	-
10100090-9976	Cost Reim-Animal Shelter	17,620	14,587	17,620	3,510	17,620
10100090-9985	Cost Reim-Summer Feeding	30,000	-	30,000	-	30,000
TOTAL COST REIMBURSEMENTS		1,467,560	1,320,772	1,032,609	1,346,510	2,760,287

The Accounting & Finance Department provides a service-oriented, team approach to effectively manage the City's financial health, and provide stewardship of resources while maintaining the City's financial integrity. The Accounting and Finance Department is made up of the following divisions:

- Accounting and Financial Reporting
- Budgets and Strategic Planning
- Purchasing
- Revenue and Financial Services

Accounting & Finance					
FY 2022 General Fund Budget Summary					
Divisions	2020 Budget	2021 Budget	2022 Budget	Increase/ Decrease	Percentage Change
Budgets & Financial Reporting	\$ 1,909,772	\$ 1,743,386	\$ 2,186,713	\$ 443,327	25.4%
Purchasing	1,526,115	1,546,719	1,644,167	97,448	6.3%
Revenue & Financial Services	1,256,808	1,170,722	1,289,171	118,449	10.1%
Total	\$ 4,692,695	\$ 4,460,827	\$ 5,120,051	\$ 659,224	14.8%
Expenditure Category					
Salaries/Benefits	\$ 2,967,019	\$ 2,733,992	\$ 3,084,035	\$ 350,043	12.8%
Salary Reimbursements	-	(27,506)	-	27,506	-100.0%
Overtime/Wages	5,403	11,700	11,000	(700)	-6.0%
Auto Fuel/Maintenance	4,500	2,200	2,500	300	13.6%
Property Insurance	985,000	1,010,000	1,060,500	50,500	5.0%
Liability Insurance	373,000	440,000	484,000	44,000	10.0%
Other Operating	357,773	290,441	478,016	187,575	64.6%
Total By Category	\$ 4,692,695	\$ 4,460,827	\$ 5,120,051	\$ 659,224	14.8%

Accounting & Finance Budget Highlights

- Compared to the FY 2021 original budget, overall salaries and benefits increased by \$356,672 due to personnel increases associated with the 2.5% COLA and lifting of the hiring freeze.
- Excluding salaries and benefits, the total departmental budget is level funded, with the following exceptions:
 - \$50,500 increase for property insurance associated with increased premiums which covers the entire City.
 - \$215,500 increase in outside services due to the relocation of the Gray Matter contract.
 - \$124,000 increase for liability insurance associated with increased premiums which covers the entire City.
 - \$5,500 overall decrease in various miscellaneous expenses.

Accounting & Finance Goals

Short-Term Goals:	Target Date	Core Belief			
		#1	#2	#3	#4
Implementation of Munis' online business license processing which includes new license as well as submission and payment for license renewals. As previously discussed, the Munis data would be accessible for integration with City View and/or other applications for citizen visibility and individual account tracking.	9/30/2021				X
Continue implementation of Positive Pay and ACH fraud filter. These fraud protection measures are intended to provide additional security for safeguarding the City's fiscal assets. Both Positive Pay and ACH Fraud Filter have been implemented on all accounts at Regions Bank and Wells Fargo and have already successfully deterred an attempt to defraud the City. We will continue to work with the other financial institutions who hold City funds to put in place similar measures to ensure that we have protection on City accounts. A&F will implement and maintain an inventory of measures implemented by bank account.	12/31/2021				X
In FY 2020, A&F began utilizing the Munis General Billing module. This module generates invoices and records the receivable and revenue in real time. In the past, departments sent manually created invoices which were not properly recorded in Munis. This led to audit findings or management comments by the external auditors. A&F has begun the roll-out and training with specific departments. We intend to have at least one representative in every department that is responsible for ensuring that all billing is initiated through Munis' General Billing module.	12/31/2021				X

Accounting & Finance Goals (continued)

Short-Term Goals (continued):	Target Date	Core Belief			
		#1	#2	#3	#4
Continue to gain efficiencies and preferred alignment of positions by grade and reporting structure through attrition. Specifically, changes are needed in Revenue, Grants and Budgets and Strategic Planning. Details of proposed changes are available upon request and will be provided in summary to Human Resources by 6/1/2021.	12/31/2021				X
Work with Human Resources to propose a promotional plan within A&F to mirror the typical advancement paths in public accounting. This would not require a change in pay structure or pay grades, merely a revision to process.	9/30/2022				X
Successfully implement an automated paperless accounts payable software to provide efficiency and accountability for all City departments that handle invoices. This implementation will help streamline the payment process and reduce staff time involved in the current process. A&F eliminated a position to cover the cost of this implementation in the FY 2019 budget and has been actively working to implement this software. In order to fully implement a permanent paperless accounts payable process, the City needs to purchase Tyler's Content Manager. The funds are budgeted, but the purchase is on hold pending successful integration of Munis with our AMI efforts. Our Accounts Payable team has implemented an interim paperless system by utilizing workflows in Smartsheet.	9/30/2022				X

Accounting & Finance Goals (continued)

Short-Term Goals (continued):	Target Date	Core Belief			
		#1	#2	#3	#4
Continue our review and update of the City of Tuscaloosa Municipal Code as it pertains to Revenue. In recent years, we have discovered that there is outdated or confusing language in our Code that needs to be revised. Several changes have already been made following the presentation to and approval of Council.	9/30/2022				X
Convert all employees to direct deposit and improve accessibility and dashboard view of pay details for employees and retirees. Develop and roll out an internal dashboard for use by employees and an external dashboard for external users to obtain accurate and up to date salary and benefit information. Note: Approximately 35 manual payroll checks still processed.	9/30/2022				X
Implement Tyler Notify for Revenue and Payroll. Continue to assess other uses for this platform within A&F.	12/31/2022				X
Continue work with Communications to ensure that the City's website contains the most current and accurate information and that is accessible by being easy to find, i.e. business license applications and tax forms.	12/31/2022				X

Accounting & Finance Goals (continued)

Long-Term Goals:	Target Date	Core Belief			
		#1	#2	#3	#4
Take an inventory of departmental processes and procedures that currently exist in some form, develop and document formal standard operating procedures that are indexed and pushed out to all Accounting & Finance team members. Our SOPs would be updated as changes occur or revisions are needed with the most current version provided to our external auditors annually.	9/30/2023				X
Enhance current city-wide purchasing and p-card policies to strengthen controls while addressing prior year audit findings and management comments from Mauldin & Jenkins.	12/31/2023				X
Develop and implement system to track unfiled and delinquent bills by average time in the "delinquent" status. Continue work to shorten time a business is categorized as delinquent. Utilization of Tyler Notify for Revenue will greatly improve frequency of communication while reducing staff time and cost of mailing paper notices.	12/31/2023				X
Establish multi-year budgets to improve financial management, establish long-term and strategic financial plans and identify imbalances between revenues and expenditure trends.	12/31/2024		X	X	X
Continue improving the City's award winning budget document to provide more analytical information where appropriate with the ultimate goal of incorporating all funds of the City.	12/31/2024		X		X

Accounting & Finance Unfunded Requests

Unfunded Initiatives:

➤ None

Unfunded Equipment:

➤ None

Unfunded Facility Improvements:

➤ None

Unfunded Personnel Requests:

➤ None

Unfunded Technology Requests:

➤ None



**GENERAL FUND
ACCOUNTING & FINANCE**

Account	2020 Budget	2020 Actual	2021 Budget	2021 Actual	2022 Adopted
A&F - BUDGETS AND FINANCIAL REPORTING					
10101010-1005 Beer Tax Bonus	4,408	3,792	4,114	4,082	4,230
10101010-1015 Salaries	1,236,888	1,136,784	1,172,778	1,103,537	1,334,039
10101010-101501 Salary Reimbursement - Grants	-	(1,748)	(2,544)	-	-
10101010-101503 Salary Reimbursement - Elevate	-	-	(24,962)	(18,870)	-
10101010-1025 Salary Overtime	117	116	-	368	-
10101010-1030 Wages	5,227	4,679	11,700	11,700	11,000
10101010-2010 Employee Insurance	171,737	128,327	156,596	132,092	186,399
10101010-2025 State Pension	83,437	76,338	85,728	84,866	106,868
10101010-2029 Medicare Tax	16,926	15,696	17,166	15,353	19,089
10101010-2030 Social Security	72,338	67,113	73,365	65,443	81,587
10101010-3007 Auditing	90,000	90,000	99,050	91,800	102,000
10101010-3016 Fraud Expense	-	1,423	-	-	-
10101010-3100 Outside Services	10,000	12,343	17,500	12,499	225,500
10101010-3110 Machine Rental	6,400	3,419	8,299	7,345	5,000
10101010-3137 Postage & Freight	8,000	7,048	8,500	8,291	7,500
10101010-3138 Operating Forms	6,000	5,440	5,000	4,177	5,000
10101010-3155 Office Supplies	5,500	5,819	4,500	4,326	6,000
10101010-3170 Repairs & Supplies	31,100	30,550	12,982	4,711	500
10101010-3188 Furniture Supplies	27,656	5,645	-	-	-
10101010-3210 Travel/Education	27,860	12,111	8,857	5,751	8,500
10101010-3212 Car Allowance	21,300	20,775	21,300	20,524	21,300
10101010-3214 Books/Dues/Subscriptions	56,480	35,931	50,357	28,350	48,201
10101010-3225 Uniforms/Prot Clothing	1,700	-	-	-	-
10101010-3231 Telephone	9,500	9,967	9,200	9,416	10,000
10101010-38001 Ops Continuity - COVID	-	1,051	-	179	-
10101010-3995 Bank Charges	4,500	482	3,500	3,160	3,500
10101010-3999 Miscellaneous Expense	1,700	1,558	400	163	500
10101010-4010 Equipment	10,998	10,986	-	-	-
TOTAL A&F - BUDGETS AND FINANCIAL REPORTING	<u>1,909,772</u>	<u>1,685,646</u>	<u>1,743,386</u>	<u>1,599,264</u>	<u>2,186,713</u>



**GENERAL FUND
ACCOUNTING & FINANCE**

Account	2020 Budget	2020 Actual	2021 Budget	2021 Actual	2022 Adopted
A&F - PURCHASING					
10101011-1005 Beer Tax Bonus	464	469	484	242	470
10101011-1015 Salaries	119,572	83,435	69,224	84,243	70,955
10101011-2010 Employee Insurance	24,346	15,581	12,719	13,863	13,154
10101011-2025 State Pension	8,860	5,646	4,731	6,075	5,469
10101011-2029 Medicare Tax	1,549	1,127	928	1,153	949
10101011-2030 Social Security	6,624	4,817	3,968	4,931	4,055
10101011-3085 Property Insurance	985,000	955,156	1,010,000	1,000,946	1,060,500
10101011-3105 Liability Insurance	373,000	406,369	440,000	457,249	484,000
10101011-3138 Operating Forms	-	-	54	54	-
10101011-3155 Office Supplies	1,000	633	500	283	500
10101011-3170 Repairs & Supplies	200	50	146	-	200
10101011-3210 Travel/Education	2,500	-	300	1,020	1,100
10101011-3212 Car Allowance	2,100	2,100	1,800	1,714	2,100
10101011-3214 Books/Dues/Subscriptions	400	253	400	84	400
10101011-3225 Uniforms/Prot Clothing	200	85	-	-	-
10101011-3231 Telephone	200	200	216	203	215
10101011-38001 Ops Continuity - COVID	-	15,489	1,149	1,162	-
10101011-3999 Miscellaneous Expense	100	-	100	12	100
TOTAL A&F - PURCHASING	<u><u>1,526,115</u></u>	<u><u>1,491,410</u></u>	<u><u>1,546,719</u></u>	<u><u>1,573,233</u></u>	<u><u>1,644,167</u></u>



**GENERAL FUND
ACCOUNTING & FINANCE**

Account	2020 Budget	2020 Actual	2021 Budget	2021 Actual	2022 Adopted
A&F - REVENUE AND FINANCIAL SERVICES					
10101030-1005 Beer Tax Bonus	3,480	3,601	3,388	3,295	3,760
10101030-1015 Salaries	917,322	891,395	859,829	808,135	958,514
10101030-1025 Salary Overtime	59	59	-	2,845	-
10101030-2010 Employee Insurance	135,136	116,685	109,297	89,417	124,841
10101030-2025 State Pension	70,223	66,857	68,593	64,495	71,682
10101030-2029 Medicare Tax	12,421	12,069	11,682	10,937	12,036
10101030-2030 Social Security	53,088	51,605	49,933	46,765	51,438
10101030-3010 Auto-Fuel & Oil	3,000	1,131	1,650	765	1,500
10101030-3015 Auto-Maintenance	1,500	646	550	556	1,000
10101030-3106 Toll Bridge	-	-	50	39	-
10101030-3110 Machine Rental	5,500	4,503	7,800	5,320	5,000
10101030-3137 Postage & Freight	12,500	13,476	14,500	14,012	14,000
10101030-3138 Operating Forms	2,500	2,007	3,250	3,250	3,000
10101030-3155 Office Supplies	5,500	5,678	5,000	4,677	7,000
10101030-3170 Repairs & Supplies	1,979	1,401	4,842	2,164	1,500
10101030-3210 Travel/Education	11,000	5,176	5,158	4,560	10,000
10101030-3212 Car Allowance	4,800	4,800	11,100	11,100	11,100
10101030-3214 Books/Dues/Subscriptions	1,800	1,034	2,600	1,743	2,300
10101030-3225 Uniforms/Prot Clothing	3,000	-	-	-	-
10101030-3231 Telephone	11,500	10,023	11,000	8,297	10,000
10101030-38001 Ops Continuity - COVID	-	7,189	-	-	-
10101030-3899 Weather Related Expense	-	48	-	-	-
10101030-3997 Bad Debt Write Offs (Audits)	-	132,159	-	-	-
10101030-3999 Miscellaneous Expense	500	523	500	290	500
TOTAL A&F - REVENUE AND FINANCIAL SERVICES	<u>1,256,808</u>	<u>1,332,065</u>	<u>1,170,722</u>	<u>1,082,662</u>	<u>1,289,171</u>



This page intentionally left blank.

The Tuscaloosa City Council is the City's legislative body. The City of Tuscaloosa divides into seven Council districts. Collectively, the seven Councilmembers represent an estimated 100,000 residents covering over 70 square miles. As legislators, the Council considers particular items of business through issue-specific committees and recommends action to the full Council.

City Council					
FY 2022 General Fund Budget Summary					
Divisions	2020 Budget	2021 Budget	2022 Budget	Increase/ Decrease	Percentage Change
City Council	\$ 441,690	\$ 475,488	\$ 574,896	\$ 99,408	20.9%
Total	\$ 441,690	\$ 475,488	\$ 574,896	\$ 99,408	20.9%
Expenditure Category					
Salaries/Benefits	\$ 73,470	\$ 74,119	\$ 88,614	\$ 14,495	19.6%
Overtime/Wages	223,552	201,567	217,582	16,015	7.9%
Other Operating	144,668	199,802	268,700	68,898	34.5%
Total By Category	\$ 441,690	\$ 475,488	\$ 574,896	\$ 99,408	20.9%

City Council Budget Highlights

- Compared to the FY 2021 original budget, overall salaries, wages, and benefits increased by \$30,510 due to personnel increases associated with the 2.5% COLA and lifting of the hiring freeze.
- Excluding salaries and benefits, the total departmental budget is level funded, with the following exceptions:
 - Decrease of \$109,375 for election expenses
 - Increase of \$159,800 in outside services for external consulting and district newsletters (\$1,400 per district)
 - Increase of \$70,000 in district improvement funds (\$10,000 per district)
 - Increase of \$8,918 in travel and education
 - Decrease of \$2,800 in operating forms

Council Unfunded Requests

Unfunded Initiatives:

- None

Unfunded Equipment:

- None

Unfunded Facility Improvements:

- None

Unfunded Personnel Requests:

- None

Unfunded Technology Requests:

- None



**GENERAL FUND
CITY COUNCIL**

Account		2020 Budget	2020 Actual	2021 Budget	2021 Actual	2022 Adopted
COUNCIL						
10104050-1005	Beer Tax Bonus	232	234	242	242	235
10104050-1015	Salaries	49,100	48,958	49,400	49,176	50,635
10104050-1025	Salary Overtime	2,000	589	1,000	1,435	1,000
10104050-1030	Wages	221,552	203,977	200,567	186,585	216,582
10104050-2010	Employee Insurance	20	3,956	20	12,554	13,093
10104050-2025	State Pension	4,361	4,387	4,567	4,759	4,792
10104050-2029	Medicare Tax	3,747	3,628	3,773	3,327	3,765
10104050-2030	Social Security	16,010	15,517	16,117	14,230	16,094
10104050-3065	Election Expense	-	-	57,876	57,876	-
10104050-3100	Outside Services	11,000	-	-	-	159,800
10104050-3110	Machine Rental	4,500	7,313	5,500	4,520	5,500
10104050-3137	Postage & Freight	50	1	-	33	-
10104050-3138	Operating Forms	500	584	3,000	985	200
10104050-3155	Office Supplies	800	459	600	366	600
10104050-3170	Repairs & Supplies	24,350	1,125	2,000	5,514	2,000
10104050-3210	Travel/Education	21,000	445	11,082	-	20,000
10104050-3214	Books/Dues/Subscriptions	100	75	100	40	100
10104050-3231	Telephone	8,500	6,891	8,500	6,797	8,500
10104050-38001	Ops Continuity - COVID	-	166	-	-	-
10104050-3999	Miscellaneous Expense	3,868	4,288	2,000	1,304	2,000
10104050-4010	Equipment	-	-	51,499	18,289	-
10104050-99901	Discretionary Funds - Dist 1	10,000	-	10,000	10,000	10,000
10104050-99902	Discretionary Funds - Dist 2	10,000	-	4,000	3,006	10,000
10104050-99903	Discretionary Funds - Dist 3	10,000	-	9,992	10,569	10,000
10104050-99904	Discretionary Funds - Dist 4	10,000	-	4,011	-	10,000
10104050-99905	Discretionary Funds - Dist 5	10,000	-	9,642	9,642	10,000
10104050-99906	Discretionary Funds - Dist 6	10,000	-	10,000	9,991	10,000
10104050-99907	Discretionary Funds - Dist 7	10,000	-	10,000	10,000	10,000
TOTAL COUNCIL		441,690	302,594	475,488	421,239	574,896

The Office of Community and Neighborhood Services is an independent department that reports to the Office of the Mayor. The office is dedicated to improving the quality of life in City of Tuscaloosa communities and neighborhoods. The primary functions of the office are: affordable housing, housing counseling, youth services, seniors services, family services, homeless services, and lead abatement. To that end, the office acts as a liaison to the U.S. Department of Housing and Urban Development (HUD) and the Alabama Department of Economic and Community Affairs (ADECA), through the administration and implementation of the City of Tuscaloosa’s Community Planning and Development grants. These grants include the Community Development Block Grant, HOME Investment Partnerships Program, Emergency Solutions Grant, Homeless Management Information System, and the LEAD Abatement Grant Program. Additionally, the Office of Community and Neighborhood Services works with community agencies and partners to expand and refine programs and projects offered to the Tuscaloosa community at large.

Community & Neighborhood Services FY 2022 General Fund Budget Summary					
Divisions	2020 Budget	2021 Budget	2022 Budget	Increase/ Decrease	Percentage Change
Federal Programs	\$ 581,509	\$ 513,219	\$ 610,228	\$ 97,009	18.9%
Total	\$ 581,509	\$ 513,219	\$ 610,228	\$ 97,009	18.9%
Expenditure Category					
Salaries/Benefits	\$ 612,073	\$ 638,607	\$ 744,616	\$ 106,009	16.6%
Salary Reimbursement	(154,500)	(247,500)	(251,500)	(4,000)	1.6%
Overtime/Wages	27,359	27,359	27,359	-	0.0%
Auto Fuel/Maintenance	950	850	850	-	0.0%
Other Operating	95,627	93,903	88,903	(5,000)	-5.3%
	\$ 581,509	\$ 513,219	\$ 610,228	\$ 97,009	18.9%

Community & Neighborhood Services Budget Highlights

- Compared to the FY 2021 original budget, overall salaries and benefits increased by \$102,009 due to personnel increases associated with the 2.5% COLA and lifting of the hiring freeze.
- Excluding salaries and benefits, the total departmental budget is level funded.

Community & Neighborhood Services Goals

Short-Term Goals:	Target Date	Core Belief			
		#1	#2	#3	#4
Springer Estates Development (56 Units): Tuscaloosa Housing Authority	Underway	X	X	X	
Single Family Homeownership: Habitat for Humanity	Underway	X	X	X	

Community & Neighborhood Services Goals (continued)

Short-Term Goals (continued):	Target Date	Core Belief			
		#1	#2	#3	#4
Reduction of blighted properties funded with HOME/CDBG mortgage funds/Generate additional program income for CDBG/HOME Programs: Currently working with OCA and Outside Legal Firm on properties that are delinquent with payments to foreclose. In most cases, homes that require foreclosure are nuisance and are blighted.	TBD	X	X		
Ongoing Neighborhood Revitalization through the creation of various programs- Homeowner Façade Program and Neighborhood Cleanup and the LEAD Hazard Abatement Program	Ongoing	X	X	X	
Owner Occupied Rehabilitation Program: Habitat for Humanity	Ongoing	X	X	X	X
Residential Lateral Assistance Program	Ongoing	X	X	X	X
Down Payment Assistance (DPA): This program will continue to be utilized as tool to allow for access to affordable housing	Ongoing	X	X	X	X
Housing Counseling Programs- Certifying additional Housing Counselors to enhance this Program: HUD is requiring multiple certified housing counselors to maintain the City's status to offer certified housing counseling services	Ongoing	X	X	X	
Enhance data collection through use of the HMIS System: Instrument have been developed to begin collecting pertinent data to make sure that funded agencies are meeting required benchmarks both federally and locally	Ongoing	X	X	X	
HOPE Initiative Summer Jobs Program: Youth & Human Services	6/1/2021		X	X	X
Project Unity Masterplan: Mayor's Alliance for Opportunity & Advancement and Chief's Commission on Policing	Fall 2021	X	X	X	X

Community & Neighborhood Services Goals (continued)

Long-Term Goals:	Target Date	Core Belief			
		#1	#2	#3	#4
COVID Response: Will continue to adapt to COVID and the eventual aftermath. The pandemic greatly affected the populations that we serve providing for a greater need for housing related services, medical services, and other resources- CDBG-CV & ESG-CV funding	Ongoing	X	X	X	X
Project Guardian (Broadband Installation)	Fall 2021	X	X	X	
Benjamin Barnes New Facility Construction: We will continue to work with the YSR and the Elevate Tuscaloosa Committee to commence construction of a new Benjamin Barnes Facility	Fall 2022	X	X	X	
Boys and Girls Club Expansion of Services: Will work with the Club to explore renovations to their facility to include a potential center for teenagers.	Fall 2022	X	X	X	
Completion of Springer Estates Property (56 Units)	TBD	X	X	X	
Completion of Renovations to Stillman Heights Elementary: The HUB	TBD	X	X	X	
Target Neighborhoods for Revitalization/Rehabilitation	TBD	X	X	X	X

Community & Neighborhood Services Unfunded Requests

Unfunded Initiatives:

➤ None

Unfunded Equipment:

➤ None

Unfunded Facility Improvements:

➤ None

Unfunded Personnel Requests:

➤ Community Services Coordinator	\$ 69,720
➤ Grants Compliance Officer	69,720
➤ Grants Specialist	62,291
➤ Family Resource & Youth Services Coordinator	62,291
➤ Intake Coordinator (Part-Time)	22,529
Total Unfunded Personnel Requests	<u>\$ 286,551</u>

Unfunded Technology Requests:

➤ None



GENERAL FUND
COMMUNITY & NEIGHBORHOOD SERVICES

Account	2020 Budget	2020 Actual	2021 Budget	2021 Actual	2022 Adopted
COMMUNITY AND NEIGHBORHOOD SERVICES					
10104070-1005 Beer Tax Bonus	1,624	1,558	1,936	1,875	1,880
10104070-1015 Salaries	478,247	489,364	496,357	514,889	571,957
10104070-101501 Salary Reimbursement	(154,500)	(126,331)	(247,500)	(247,500)	(251,500)
10104070-1030 Wages	27,359	19,047	27,359	11,995	27,359
10104070-2010 Employee Insurance	45,785	44,042	47,636	59,346	68,868
10104070-2025 State Pension	39,462	39,842	42,827	43,866	48,774
10104070-2029 Medicare Tax	7,084	7,186	7,632	7,369	8,255
10104070-2030 Social Security	30,271	30,726	32,619	31,507	35,282
10104070-3005 Legal Advertising	1,600	1,626	800	367	800
10104070-3010 Auto-Fuel & Oil	550	64	550	86	550
10104070-3015 Auto-Maintenance	400	203	300	146	300
10104070-3085 Property Insurance	-	-	3,000	-	3,000
10104070-3100 Outside Services	5,000	-	7,900	2,754	8,000
10104070-3110 Machine Rental	6,600	6,494	5,776	5,170	5,000
10104070-3137 Postage & Freight	400	123	400	186	400
10104070-3138 Operating Forms	550	378	400	-	400
10104070-3155 Office Supplies	5,500	3,151	2,750	1,352	3,000
10104070-3170 Repairs & Supplies	13,500	12,120	2,300	2,166	5,000
10104070-3199 Neighborhood Revitalization	40,000	-	54,000	-	50,000
10104070-3210 Travel/Education	12,000	5,526	5,000	2,501	5,000
10104070-3212 Car Allowance	9,600	9,600	9,600	9,600	9,600
10104070-3214 Books/Dues/Subscriptions	1,000	1,000	2,290	1,390	1,000
10104070-3231 Telephone	8,650	8,306	8,500	8,469	6,500
10104070-3999 Miscellaneous Expense	827	671	787	71	803
TOTAL COMMUNITY AND NEIGHBORHOOD SERVICES	581,509	554,696	513,219	457,604	610,228

Tuscaloosa Fire Rescue continues to strive towards our Standard of Excellence each day by focusing on our Core Beliefs. Our mission of "Making Tuscaloosa a safer community through the highest quality of emergency response, risk reduction and fiscal responsibility" continues to allow us to provide the highest quality of service to our customers. As we transition to a post COVID environment, we will continue to work with Accounting and Finance to develop a responsible and conservative budget request. We appreciate the opportunity to highlight our identified projects for further consideration and to discuss the impact the funded and unfunded projects will have on TFR and the community.

Fire & Rescue FY 2022 General Fund Budget Summary					
Divisions	2020 Budget	2021 Budget	2022 Budget	Increase/ Decrease	Percentage Change
Fire	\$ 21,606,644	\$ 22,912,718	\$ 24,334,055	\$ 1,421,337	6.2%
Fire - Paramedics	3,354,191	3,120,753	3,126,594	5,841	0.2%
Fire - Grant	58,750	-	-	-	0.0%
Fire - Ambulance	60,125	103,637	164,125	60,488	58.4%
Fire - Dispatch	-	1,058,917	1,001,037	(57,880)	-5.5%
Total	\$ 25,079,710	\$ 27,196,025	\$ 28,625,811	\$ 1,429,786	5.3%
Expenditure Category					
Salaries/Benefits	\$ 22,043,377	\$ 23,377,268	\$ 25,207,171	\$ 1,829,903	7.8%
Overtime/Wages/Holiday Pay	1,686,246	1,467,246	1,956,848	489,602	33.4%
Auto Fuel/Maintenance	323,750	303,750	303,750	-	0.0%
Maintenance Contracts	25,000	20,000	20,000	-	0.0%
Utilities	240,000	245,280	275,000	29,720	12.1%
Uniforms/Protective Clothing	186,250	161,250	161,250	-	0.0%
Capital Outlay	30,303	-	-	-	0.0%
Other Operating	544,784	1,621,231	701,792	(919,439)	-56.7%
Total By Category	\$ 25,079,710	\$ 27,196,025	\$ 28,625,811	\$ 1,429,786	5.3%

Fire & Rescue Budget Highlights

- Compared to the FY 2021 original budget, overall salaries and benefits increased by \$1,829,903 due to personnel increases associated with the 2.5% COLA, lifting of the hiring freeze, conversion of the EMS Prevention Case Manager to full time, implementation of the new public safety pay plan.
- Excluding salaries and benefits, the total departmental budget is level funded, with the following exceptions:
 - \$29,720 increase for utilities due to increases in prior year
 - \$400,500 increase for overtime associated with the new public safety pay plan
 - \$89,102 increase in holiday pay for costs associated with the addition of the Juneteenth holiday
 - \$165,978 increase for annual firefighter physicals
 - \$104,000 in equipment costs
- The City of Tuscaloosa received CARES Act funding for various expenses incurred in FY 2020 and FY 2021. Therefore, a majority of the budgeted decrease within the Other Operating category can be attributed to the increased COVID-19 funding and expenses in FY 2021.

Fire & Rescue Goals

Short-Term Goals:	Target Date	Core Belief			
		#1	#2	#3	#4
Special Operations: Creation of the division led by a Battalion Chief, to manage and coordinate all of TFR's Technical Response Teams.	10/1/2021	X	X		X
Logistics Division: Creation of an Accountant position for budget coordination and grant management	10/1/2021	X	X	X	X
Fire Station Construction and/or Renovations: Receive approval to move into the architectural design phase: a: Station 5 / Fleet Services and HQ - 3200 Greensboro Avenue b: Station 6 - 3601 Loop Road	12/1/2021	X	X	X	X
Finalize the new hiring process in conjunction with Local 403, HR, the Mayor, and Council	10/1/2021	X	X	X	X
Firefighter Health and Safety: Implement Annual Firefighter Physicals program	10/1/2021	X	X		X
Continue to expand the TFR Communications Division: Increase staffing by four Telecommunicator dispatchers to assist in covering AVAIL, SAIL, Training, and etcetera.	1/1/2022	X			X
Logistics Division: Continue to implement our 10 Year Apparatus, Ambulance, Support Staff, and Specialty Vehicle Replacement Plan utilizing FY22 (1 million) Restart Tuscaloosa Funds to purchase vehicles identified by TFR Fleet Services Officer	10/1/2021	X	X		X
Training Division: Creation of an EMS Training Officer position to allow for a more effective and efficient way to manage EMS training, licensure, testing, and coordination with EMS QA/QI to respond to the needs of our EMTs	10/1/2021	X			X

Fire & Rescue Goals (continued)

Short-Term Goals (continued):	Target Date	Core Belief			
		#1	#2	#3	#4
<p>ISO Evaluation: Continue working towards improving our ISO rating, enhancing the safety of our citizens and personnel</p> <p>a: Work with the water service to address flow testing, hydrant inspections, and NFPA color coding</p> <p>b: Request and schedule new inspection</p> <p>c: Study feasibility of Automatic Aid Agreements to address areas of additional needs</p>	1/1/2022	X	X		X
<p>EMS Prevention: Extend the temporary part-time Case Manager position for an additional year. Community needs for the services provided by EMS Prevention remain high, and exceed what the EMS Prevention Coordinator could provide by herself. The Case Manager position expands the reach of the program, allowing more in-person visits each month as well as greater availability to provide assistance by telephone.</p>	10/1/2021	X	X	X	X

Fire & Rescue Goals (continued)

Long-Term Goals:	Target Date	Core Belief			
		#1	#2	#3	#4
Fire Station Construction and/or Renovations: Receive approval to move into the architectural design phase: a: Station 7 - 105 Skyland Blvd b: New Station 13 - North Tuscaloosa c: New Station 14 - North Tuscaloosa d: Continuing to monitor the age and condition at every fire station and facility for the need of replacement or renovations	1/1/2023	X	X	X	X
Fire Marshal's Office: Implement restructuring plan, create an Assistant Fire Marshal Position to enhance inspections, code enforcement, public education, and arson investigation programs	10/1/2022	X	X	X	X
Logistics Division: Expand Fleet Services with the creation of two Emergency Vehicle Technicians (Mechanics) to allow for more efficient management of department apparatus and vehicles	10/1/2022	X	X	X	X
Training Division: a: Implement a proactive recruitment program with video b: Initiate the planning for a new Fire Rescue Training facility and ARFF training facility c: Work with our partner agencies to develop and fund a high school internship program with TCTA d: Continue to research the feasibility of a Student Firefighter Program with local universities to help enhance our response capabilities	5/1/2022	X	X	X	X

Fire & Rescue Goals (continued)

Long-Term Goals (continued):	Target Date	Core Belief			
		#1	#2	#3	#4
<p>EMS Division:</p> <p>a: Develop comprehensive public education program to include teaching Hands-Only CPR, enhanced citywide public access to AED program, Stop the Bleed, and the further development of a Community Notification and response program such as Pulse Point</p> <p>b: Continue to research the feasibility of Pub Education and EMS Prevention Programs into a Community Risk Reduction Program</p>	10/1/2022	X	X	X	X
<p>Communications Division: Work with the IT Department to receive funding for a Fire Station Alerting System</p>	10/1/2023	X	X		X

Fire & Rescue Unfunded Requests

Unfunded Initiatives:

➤ Restore Off Duty Training	\$ 375,000
➤ Increase Uniform Budget Due to Increase in Employees	10,000
➤ Increase Travel/Training Budget Due to Increase in Employees	6,000
➤ Increase in Books / Dues / Subscriptions	5,000
➤ Increase in Outside Services	1,500
➤ Retrofit Existing Vehicle for Drone	1,500
➤ (6) Hazmat Class A Suits	9,000
➤ Physical Fitness Equipment	25,000
➤ EMS Training Equipment	25,000
➤ (20) CPR Mannequins	5,000
➤ (4) Portable Scene Lights	3,060
Total Unfunded Initiatives	\$ 466,060

Unfunded Equipment:

➤ 2-ton 4x4 Pickup Truck with 11ft Box with Cradle Point and Utility Body for Technical Response	\$ 90,000
➤ 2-Ton 4x4 Pickup Truck with ARFF Skid Unit	105,000
➤ Boat Trailer for Dive Boat	15,000
➤ 1/2-ton 4x4 Pickup Truck with Cradle Point	50,000
➤ 2-ton 4x4 Pickup Truck with 11ft Box with Cradle Point for Decon Unit	100,000
➤ (5) 1-ton 4x4 Pickup Truck with Cradle Point	270,000
➤ (2) Ambulance Carts	52,000
➤ Logistics Trailer	60,000
➤ EMS Prevention Trailer	30,000
➤ 1-ton 4x4 Pickup Truck with Cradle Point and Brush Skid Unit	75,000
➤ Swift Water/Haz-Mat Boat and Trailer	40,370
➤ 1-ton 4x4 Pickup Truck with Cradle Point	50,000
➤ 28ft. Metal Fire Boat with 1500 GPM Pump with Trailer, Cradle Point, MDU, Sonar, and CBRNE	350,000

Fire & Rescue Unfunded Requests (continued)

Unfunded Equipment (continued):

▶ Swift Water/Haz-Mat Boat	\$ 25,980
▶ Light Tower and Generator	10,000
Total Unfunded Equipment Requests	\$ 1,323,350

Unfunded Facility Improvements:

▶ None

Unfunded Personnel Requests:

▶ Fire Battalion Chief (Special Operations)	\$ 93,864
▶ Accountant	73,434
▶ Telecommunicator, Dispatcher	58,576
▶ Telecommunicator, Dispatcher	58,576
▶ Telecommunicator, Dispatcher	58,576
▶ Telecommunicator, Dispatcher	58,576
▶ EMS Training Officer	73,434
Total Unfunded Personnel Requests	\$ 475,036

Unfunded Technology Requests:

▶ (8) 27" Displays	\$ 3,440
▶ (3) Standard Laptop	4,500
▶ (3) MS Office License	975
▶ (6) 27" Displays	1,950
▶ (2) Standard Docking Station	600
▶ (3) Adobe Standard Software	975
▶ iPad Pro 12.9"	1,300
▶ CradlePoint Modem w/ Antenna	1,500
▶ Bryx Station Alerting (Equipment)	303,600
Total Unfunded Technology Requests	\$ 318,840



**GENERAL FUND
FIRE & RESCUE**

Account		2020 Budget	2020 Actual	2021 Budget	2021 Actual	2022 Adopted
FIRE						
10106010-1005	Beer Tax Bonus	113,724	112,655	117,646	117,913	116,925
10106010-1010	Longevity Bonus	81,600	81,500	80,800	82,400	80,200
10106010-1011	Supp Longevity Bonus	84,900	87,500	86,950	88,000	85,450
10106010-1015	Salaries	14,293,151	14,353,014	14,647,740	14,324,172	16,254,206
10106010-1025	Salary Overtime	699,500	1,433,588	499,500	1,687,416	900,000
10106010-1045	Holiday Pay	730,000	720,302	715,000	746,070	792,012
10106010-2010	Employee Insurance	2,213,646	2,100,936	2,260,734	2,212,395	2,315,998
10106010-2020	Fire-Police Pension	2,083,714	2,128,287	2,139,493	2,339,526	2,360,697
10106010-2025	State Pension	48,899	49,943	49,356	52,609	55,638
10106010-2029	Medicare Tax	196,765	226,171	201,490	231,740	206,432
10106010-2030	Social Security	34,915	35,972	34,467	38,554	37,162
10106010-2040	Fire Cancer Insurance	46,785	46,785	46,785	47,379	46,785
10106010-3010	Auto-Fuel & Oil	110,000	84,601	95,000	87,803	95,000
10106010-3015	Auto-Maintenance	165,000	383,658	165,000	276,535	165,000
10106010-3079	Range Training	950	710	350	-	350
10106010-3086	Public Education	30,000	10,490	45,000	42,833	15,000
10106010-3100	Outside Services	12,000	10,749	11,000	5,558	11,000
10106010-3106	Toll Bridge	475	1,163	300	498	300
10106010-3110	Machine Rental	6,000	5,364	6,000	6,455	6,000
10106010-3137	Postage & Freight	1,425	554	713	374	713
10106010-3138	Operating Forms	460	249	-	254	-
10106010-3155	Office Supplies	8,360	6,014	5,648	4,714	5,184
10106010-3157	Fire Prevention/Arson	950	935	-	-	-
10106010-3170	Repairs & Supplies	119,000	141,388	118,536	109,194	119,000
10106010-3180	Haz-Mat Rep & Supplies	9,500	8,050	4,500	2,356	4,500
10106010-3188	Furniture Supplies	10,450	13,102	6,475	2,739	6,475
10106010-3197	Medical Exams & Testing	-	-	-	-	165,978
10106010-3210	Travel/Education	38,000	23,303	12,000	11,765	12,000
10106010-3213	Clothing Allowance	800	800	800	800	800
10106010-3214	Books/Dues/Subscriptions	12,000	7,357	7,000	10,700	7,000
10106010-3225	Uniforms/Prot Clothing	138,750	165,252	118,750	120,371	118,750
10106010-3230	Utilities	240,000	273,271	245,280	274,981	275,000
10106010-3231	Telephone	73,500	90,937	73,500	86,730	73,500
10106010-3700	HSG Donated Equip Under 5K	-	6,950	-	-	-
10106010-38001	Ops Continuity - COVID	-	82,615	1,115,905	1,102,335	-
10106010-3899	Weather Related Expenses	-	174	-	-	-
10106010-38992	Emergency Response	-	5,708	-	-	-
10106010-3999	Miscellaneous Expense	1,425	1,201	1,000	550	1,000
TOTAL FIRE		21,606,644	22,701,247	22,912,718	24,115,717	24,334,055



**GENERAL FUND
FIRE & RESCUE**

Account	2020 Budget	2020 Actual	2021 Budget	2021 Actual	2022 Adopted
FIRE - PARAMEDICS					
10106011-1005 Beer Tax Bonus	16,306	15,594	15,457	15,337	14,672
10106011-1010 Longevity Bonus	12,500	12,600	12,300	12,200	12,200
10106011-1011 Supp Longevity Bonus	11,750	12,400	12,200	12,050	12,050
10106011-1015 Salaries	2,133,634	1,954,663	1,952,708	1,875,610	1,941,337
10106011-101501 Salary Reimbursement - Grants	(23,000)	(23,000)	-	-	-
10106011-1025 Salary Overtime	140,500	194,816	140,500	206,786	140,500
10106011-1045 Holiday Pay	116,246	109,598	112,246	101,903	124,336
10106011-2010 Employee Insurance	341,862	296,596	311,839	296,376	307,729
10106011-2020 Fire-Police Pension	316,202	302,130	320,671	316,030	331,144
10106011-2025 State Pension	2,888	-	-	-	-
10106011-2029 Medicare Tax	29,351	31,010	26,915	30,299	26,709
10106011-2030 Social Security	2,985	-	-	-	-
10106011-3010 Auto-Fuel & Oil	23,750	15,550	18,750	19,810	18,750
10106011-3015 Auto-Maintenance	25,000	31,915	25,000	12,671	25,000
10106011-3100 Outside Services	4,750	3,300	-	8,688	-
10106011-3106 Toll Bridge	380	108	230	20	230
10106011-3138 Operating Forms	1,900	-	-	-	-
10106011-3155 Office Supplies	4,037	4,542	3,037	374	3,037
10106011-3156 Maintenance Contracts	25,000	18,732	20,000	18,354	20,000
10106011-3170 Repairs & Supplies	70,000	89,919	60,615	66,683	70,000
10106011-3176 Outside Testing	700	-	350	-	350
10106011-3210 Travel/Education	33,250	26,095	23,250	18,863	23,250
10106011-3214 Books/Dues/Subscriptions	7,000	6,825	5,500	4,551	5,500
10106011-3225 Uniforms/Prot Clothing	47,500	53,170	42,500	50,016	42,500
10106011-3231 Telephone	8,500	14,750	7,000	13,868	7,000
10106011-3999 Miscellaneous Expense	1,200	-	300	42	300
10106011-4010 Equipment	-	-	9,385	-	-
TOTAL FIRE - PARAMEDICS	<u>3,354,191</u>	<u>3,171,313</u>	<u>3,120,753</u>	<u>3,080,530</u>	<u>3,126,594</u>



**GENERAL FUND
FIRE & RESCUE**

Account	2020 Budget	2020 Actual	2021 Budget	2021 Actual	2022 Adopted
FIRE - GRANT					
10106012-3170 Repairs & Supplies	-	-	-	(2,445)	-
10106014-3100 Outside Services	3,750	3,750	-	-	-
10106014-3170 Repairs & Supplies	7,743	7,744	-	-	-
10106014-3225 Uniforms/Prot Clothing	16,954	16,667	-	-	-
10106014-4010 Equipment	30,303	-	-	-	-
TOTAL FIRE - GRANT	58,750	28,161	-	-	-



**GENERAL FUND
FIRE & RESCUE**

Account	2020 Budget	2020 Actual	2021 Budget	2021 Actual	2022 Adopted
FIRE - AMBULANCE					
10106015-3100 Outside Services	42,750	37,500	83,262	66,762	42,750
10106015-3170 Repairs & Supplies	4,000	3,729	4,000	5,375	4,000
10106015-3210 Travel/Education	11,000	1,980	11,000	1,605	11,000
10106015-3214 Books/Dues/Subscriptions	950	-	3,950	1,390	950
10106015-3999 Miscellaneous Expense	1,425	-	1,425	-	1,425
10106015-4010 Equipment	-	-	-	-	104,000
TOTAL FIRE - AMBULANCE	60,125	43,209	103,637	75,132	164,125



**GENERAL FUND
FIRE & RESCUE**

Account	2020 Budget	2020 Actual	2021 Budget	2021 Actual	2022 Adopted
FIRE - DISPATCH					
10106016-1005 Beer Tax Bonus	-	-	3,146	2,596	2,820
10106016-1015 Salaries	-	527	672,728	559,000	626,337
10106016-1025 Salary Overtime	-	5	157,864	117,725	157,864
10106016-2010 Employee Insurance	-	-	120,456	97,279	114,195
10106016-2025 State Pension	-	40	56,991	57,545	56,502
10106016-2029 Medicare Tax	-	7	9,049	9,394	8,215
10106016-2030 Social Security	-	30	38,683	40,165	35,104
TOTAL FIRE - DISPATCH	-	609	1,058,917	883,705	1,001,037



This page intentionally left blank.

The Human Resources team is a strategic, collaborative partner with all City departments. We help reduce liability by ensuring compliance with all federal and state laws and City policies and procedures. We strive to be Tuscaloosa’s employer of choice by recruiting, developing and retaining a diverse workforce while maintaining a competitive benefits and compensation package. We support a productive, safe work environment through customer service, teamwork, coaching, assisting with conflict resolution and promoting the City’s culture.

Human Resources FY 2022 General Fund Budget Summary					
Divisions	2020 Budget	2021 Budget	2022 Budget	Increase/ Decrease	Percentage Change
Human Resources	\$ 2,786,280	\$ 2,733,169	\$ 2,852,055	\$ 118,886	4.3%
Total	\$ 2,786,280	\$ 2,733,169	\$ 2,852,055	\$ 118,886	4.3%
Expenditure Category					
Salaries/Benefits	\$ 1,120,246	\$ 1,106,878	\$ 1,209,145	\$ 102,267	9.2%
Temporary Service Wages	70,000	70,000	70,000	-	0.0%
Workman's Compensation	1,050,000	1,050,000	1,050,000	-	0.0%
Other Operating	546,034	506,291	522,910	16,619	3.3%
Total By Category	\$ 2,786,280	\$ 2,733,169	\$ 2,852,055	\$ 118,886	4.3%

Human Resources Budget Highlights

- Compared to the FY 2021 original budget, overall salaries and benefits increased by \$166,038 due to personnel increases associated with the 2.5% COLA, lifting of the hiring freeze, the move of the Safety Director position from IPS, and an increase in car allowances.
- Excluding salaries and benefits, the total departmental budget is level funded, with the following exceptions:
 - \$2,000 increase in staff development for senior leadership training
 - \$10,000 increase for benefits fair
 - \$5,900 overall increase in various operating expenses

Human Resources Goals

Short-Term Goals:	Target Date	Core Belief			
		#1	#2	#3	#4
Develop and execute an improved recruiting strategy to attract and hire top-tier talent that share our core beliefs	2/1/2022	X	X		X
Develop and implement a formal employee recognition program	11/30/2021	X			X
Utilize technology to streamline processes resulting in improved efficiency and effectiveness	9/30/2022	X			X
Realign roles and responsibilities to maximize productivity and increase organizational effectiveness	10/1/2021	X			X

Human Resources Goals (continued)

Long-Term Goals:	Target Date	Core Belief			
		#1	#2	#3	#4
Develop and execute a City of Tuscaloosa Workforce Development Initiative that results in increased employee engagement through improved onboarding, employee learning, and specialized training that increases promotional opportunities	Ongoing	X			X
Conduct an employee engagement survey, report findings, and recommend action items	10/1/2024	X			X

Human Resources Unfunded Requests

Unfunded Initiatives:

➤ None

Unfunded Equipment:

➤ None

Unfunded Facility Improvements:

➤ None

Unfunded Personnel Requests:

➤ None

Unfunded Technology Requests:

➤ None



**GENERAL FUND
HUMAN RESOURCES**

Account	2020 Budget	2020 Actual	2021 Budget	2021 Actual	2022 Adopted
HUMAN RESOURCES					
10104010-1005 Beer Tax Bonus	2,552	2,566	3,328	2,595	3,290
10104010-1015 Salaries	876,339	754,475	857,881	711,004	940,593
10104010-1055 Temporary Service Wages	45,000	54,570	45,000	60,242	40,000
10104010-1056 Temporary Wages-WS	25,000	24,836	25,000	81,679	30,000
10104010-2010 Employee Insurance	98,474	81,631	107,278	76,965	109,535
10104010-2025 State Pension	68,900	59,537	72,133	60,819	72,811
10104010-2029 Medicare Tax	12,207	10,336	11,654	9,732	12,821
10104010-2030 Social Security	52,174	44,194	49,805	41,611	54,795
10104010-2035 Workmen's Compensation	1,000,000	875,924	1,000,000	1,695,174	1,000,000
10104010-2036 Workmen's Compensation - WS	50,000	-	50,000	-	50,000
10104010-2038 PPACA Excise Tax	7,784	7,784	-	-	-
10104010-3010 Auto-Fuel & Oil	-	-	-	-	375
10104010-3015 Auto-Maintenance	-	-	-	-	200
10104010-3100 Outside Services	313,000	251,299	300,000	238,611	300,000
10104010-3104 Staff Development	11,800	8,077	9,500	8,618	9,000
10104010-3107 Recruitment Interviews	5,450	1,334	5,450	3,019	5,450
10104010-3110 Machine Rental	6,000	5,834	6,000	5,203	6,000
10104010-3137 Postage & Freight	3,000	1,774	4,000	873	3,000
10104010-3139 Operating Supplies- Safety	-	-	-	-	3,500
10104010-3140 Employee Wellness	4,000	-	4,000	1,782	3,000
10104010-3155 Office Supplies	12,540	8,974	14,000	10,776	9,000
10104010-3170 Repairs & Supplies	4,500	4,965	500	200	500
10104010-3174 Commercial Drivers Lic	22,000	4,930	16,000	7,976	16,000
10104010-3176 Outside Testing	25,500	25,894	28,500	22,809	28,500
10104010-3197 Medical Exams & Testing	65,000	35,494	62,000	41,801	65,000
10104010-3198 Medical Exams & Testing - WS	500	-	500	-	500
10104010-3210 Travel/Education	11,000	3,612	9,000	6,153	14,000
10104010-3212 Car Allowance	9,600	4,800	4,800	4,800	15,300
10104010-3214 Books/Dues/Subscriptions	42,400	38,376	40,000	37,277	40,300
10104010-3225 Uniforms/Prot Clothing	1,000	-	500	453	1,500
10104010-3231 Telephone	5,560	5,156	4,560	5,396	6,585
10104010-38001 Ops Continuity - COVID	-	3,910	1,281	1,641	-
10104010-3990 Benefits Fair	4,500	-	-	-	10,000
10104010-3999 Miscellaneous Expense	500	38	500	-	500
TOTAL HUMAN RESOURCES	2,786,280	2,320,320	2,733,169	3,137,208	2,852,055



This page intentionally left blank.

The Information Technology Department provides centralized technology services to the City of Tuscaloosa, with these services playing a critical and strategic role in the delivery of government to our citizens.

Technology services certainly include the functions above; however, these also include public safety radio and communications, cellular data services, mobile data services (allowing field staff to work from their vehicles) technology procurement and cybersecurity; which in today's world is of ever-increasing importance to ensure the function of government continues in an uninterrupted fashion.

We hold our responsibilities in the highest regard and work diligently to ensure Tuscaloosa meets our Standard of Excellence to be the most innovative and efficiently managed city in the United States.

Information Technology					
FY 2022 General Fund Budget Summary					
Divisions	2020 Budget	2021 Budget	2022 Budget	Increase/ Decrease	Percentage Change
Information Technology	\$ 4,847,634	\$ 5,628,989	\$ 4,771,125	\$ (857,864)	-15.2%
IT - Communications	859,241	729,274	548,876	(180,398)	-24.7%
Total	\$ 5,706,875	\$ 6,358,263	\$ 5,320,001	\$ (1,038,262)	-16.3%
Expenditure Category					
Salaries/Benefits	\$ 2,554,644	\$ 2,520,860	\$ 2,410,388	\$ (110,472)	-4.4%
Overtime/Wages	3,000	1,000	-	(1,000)	-100.0%
Auto Fuel/Maintenance	13,100	11,686	8,600	(3,086)	-26.4%
Lease Payments	170,000	160,264	-	(160,264)	-100.0%
Maintenance Contracts	1,780,115	1,917,837	2,123,600	205,763	10.7%
Capital Outlay	29,000	11,209	151,000	139,791	1247.1%
Other Operating	1,157,016	1,735,406	626,413	(1,108,993)	-63.9%
Total By Category	\$ 5,706,875	\$ 6,358,263	\$ 5,320,001	\$ (1,038,262)	-16.3%

Information Technology Budget Highlights

- Compared to the FY 2021 original budget, overall salaries and benefits decreased by \$111,472 due to combination of the 2.5% COLA, the elimination of a position in the department, the creation of an additional System Administrator position, and the transfer of a position to TPD.
- Excluding salaries and benefits, the total departmental budget is level funded, with the following exceptions:
 - Reduction of \$160,264 due to final year of the Motorola dispatch console lease being paid in FY 2021
 - Increase in maintenance contracts of \$209,401 related to annual maintenance for software programs/technology platforms for the City as a whole
 - Increase of \$151,000 in equipment for server purchases
 - Decrease of \$100,000 in technology lifecycle funding
 - Increase of \$1,000 for miscellaneous expenses for the communications division
- Within the 8 months of the current fiscal year, Information Technology has been able to complete 6 projects which span cybersecurity, disaster recovery & continuance of government along with a new Public Safety Radio System which replaces a 30+ year old system with a state-of-the-art, P25 compliant System. We look forward to continued successes and increasing numbers of such projects when we are able to return to pre-Covid budget levels.

Information Technology Goals

Short-Term Goals:	Target Date	Core Belief			
		#1	#2	#3	#4
Implement a new Payment Card Solution serving today's citizen	Q4 2021		X		X
Improve Data Analytics for Public Safety (Unfunded Initiative)	Q1 2022	X			X
Implementation of Drone, UAV & Remote Sensing Technology	Q1 2022	X			X
Expansion of Wireless Wide-Area-Networking Technology	Q4 2021	X	X	X	X
Streamline Code Enforcement Functions with new CityView Platform	Q4 2021	X	X	X	X
Assist Digital Equity by Technology wrapped into Elevate/Unity Projects	Q2 2021	X	X	X	X
Improve Technology Training & Adoption (FY22 Personnel Request)	Q1 2021	X			X
Address & Improve Data Governance	Q1 2021		X		X
Amplify Tuscaloosa's Message with Geospatial & Project Data	Q4 2021				X
Continue Equipment Lifecycle & Cybersecurity Efforts	Q4 2021	X	X	X	X

Long-Term Goals:	Target Date	Core Belief			
		#1	#2	#3	#4
Enhance Tuscaloosa's Fiber & Wide-Area-Networking Strategy	Q2 2023	X	X	X	X
Use Technology to improve access to Framework Code Updates	Q1 2023		X		X
Continue Efforts to Improve Digital Equity (Public WiFi, etc.)	Thru 2024		X	X	X
Continue Efforts to Digitally Transform our Government Services	Thru 2024	X	X	X	X
Core Technology lifecycle to ensure function & cybersecurity	Thru 2024	X	X	X	X

Information Technology Unfunded Requests

Unfunded Initiatives:

➤	Additional Technology Lifecycle Funding for Core Equipment	\$ 264,400
➤	Payment Technology for UD Billing Office	87,000
➤	Replace UPS Batteries in City Hall Datacenter	25,000
➤	Upgrade 50 WiFi Access Points on City Hall Campus	39,000
➤	Upgrade 12 WiFi Access Points at Amp to current WiFi standard	28,500
➤	Compstat, CAD & Staff Productivity Analytics Dashboard	134,560
➤	Flir Thermal Camera for DJI Matrice Drone	11,500
➤	PredPol Predictive Policing Platform	26,000
➤	Wireless Equipment & Pole/Tower to service Fire Station 10 & Lakes	16,000
➤	TeamDynamix IPASS Platform for IT Service Desk Integration	25,000
➤	RTK Mobile Precision GPS Base Station for Matrice Drone	3,800
➤	ClearPointe Balanced Scorecard Reporting Platform	13,800
	Total Unfunded Initiatives	\$ 674,560

Unfunded Equipment:

➤ None

Unfunded Facility Improvements:

➤	IT Office Space (2nd Floor of City Hall Annex) - Replace Flooring	\$ 38,000
➤	IT Office Space (Basement of City Hall Annex) - Improvements	13,500
	Total Unfunded Facility Improvements	\$ 51,500

Unfunded Personnel Requests:

➤	System Analyst	\$ 84,578
	Total Unfunded Personnel Requests	\$ 84,578

Unfunded Technology Requests:

➤ None



**GENERAL FUND
INFORMATION TECHNOLOGY**

Account	2020 Budget	2020 Actual	2021 Budget	2021 Actual	2022 Adopted
INFORMATION TECHNOLOGY					
10104030-1005 Beer Tax Bonus	5,568	5,424	5,808	5,603	5,405
10104030-1015 Salaries	1,611,901	1,587,197	1,677,975	1,590,766	1,598,576
10104030-1025 Salary Overtime	-	182	-	1,489	-
10104030-2010 Employee Insurance	191,488	161,575	187,591	161,890	153,892
10104030-2025 State Pension	126,432	123,568	136,481	134,601	137,684
10104030-2029 Medicare Tax	22,036	21,869	23,044	22,011	22,118
10104030-2030 Social Security	94,178	93,510	98,494	94,117	94,537
10104030-3010 Auto-Fuel & Oil	3,000	2,851	4,000	3,477	3,000
10104030-3015 Auto-Maintenance	1,100	1,284	3,186	2,178	1,100
10104030-3086 Public Education	2,500	1,717	-	-	-
10104030-3100 Outside Services	124,804	79,281	89,350	17,475	50,000
10104030-3106 Toll Bridge	50	153	292	189	50
10104030-3110 Machine Rental	4,500	4,958	6,090	4,250	4,000
10104030-3113 Space Rental	-	(353)	-	-	-
10104030-3137 Postage & Freight	2,550	622	900	495	900
10104030-3138 Operating Forms	700	-	-	-	-
10104030-3154 Maintenance Contracts - Amp	23,600	23,922	23,600	23,600	23,600
10104030-3155 Office Supplies	2,650	2,537	2,963	2,434	2,963
10104030-3156 Maintenance Contracts	1,756,515	1,645,525	1,894,237	1,593,546	2,100,000
10104030-3168 Technology Lifecycle	300,000	225,889	173,921	108,043	-
10104030-3169 Technology - Dept Requests	54,764	46,009	-	-	-
10104030-3170 Repairs & Supplies	254,649	254,277	193,390	150,289	209,000
10104030-3183 Peripheral Supplies	1,000	838	-	-	-
10104030-3188 Furniture Supplies	2,000	1,809	225	139	-
10104030-3189 Peripheral Supplies-WS	150	-	-	-	-
10104030-3210 Travel/Education	32,500	17,560	10,000	7,007	10,000
10104030-3212 Car Allowance	4,800	4,800	4,800	4,800	4,800
10104030-3214 Books/Dues/Subscriptions	3,700	3,494	2,000	2,277	3,000
10104030-3231 Telephone	214,000	179,320	195,000	171,542	195,000
10104030-38001 Ops Continuity - COVID	-	45,627	884,174	862,767	-
10104030-3999 Miscellaneous Expense	1,500	829	258	91	500
10104030-4007 Emergency Equip Replace	5,000	4,783	-	-	-
10104030-4010 Equipment	-	-	11,209	11,209	151,000
TOTAL INFORMATION TECHNOLOGY	<u>4,847,634</u>	<u>4,541,056</u>	<u>5,628,989</u>	<u>4,976,284</u>	<u>4,771,125</u>



**GENERAL FUND
INFORMATION TECHNOLOGY**

Account	2020 Budget	2020 Actual	2021 Budget	2021 Actual	2022 Adopted
IT - COMMUNICATIONS					
10104031-1005 Beer Tax Bonus	1,624	1,172	1,210	1,208	1,175
10104031-1015 Salaries	364,179	284,056	286,250	282,904	295,113
10104031-1025 Salary Overtime	3,000	1,191	1,000	478	-
10104031-2010 Employee Insurance	79,028	51,655	54,732	49,778	50,052
10104031-2025 State Pension	27,919	22,984	24,250	25,066	26,261
10104031-2029 Medicare Tax	4,834	3,836	3,835	3,789	3,938
10104031-2030 Social Security	20,657	16,402	16,390	16,200	16,837
10104031-3010 Auto-Fuel & Oil	5,000	2,481	3,000	2,486	3,000
10104031-3015 Auto-Maintenance	4,000	2,563	1,500	618	1,500
10104031-3106 Toll Bridge	-	155	-	165	100
10104031-3109 Lease Payments	170,000	160,264	160,264	160,264	-
10104031-3155 Office Supplies	-	-	-	736	-
10104031-3170 Repairs & Supplies	155,000	118,860	176,343	172,553	150,000
10104031-3214 Books/Dues/Subscriptio	-	188	-	192	-
10104031-3225 Uniforms/Prot Clothing	-	-	500	-	900
10104031-38001 Ops Continuity - COVID	-	2	-	-	-
10104031-4010 Equipment	24,000	23,929	-	-	-
TOTAL IT - COMMUNICATIONS	859,241	689,738	729,274	716,437	548,876



This page intentionally left blank.

Infrastructure and Public Services (IPS), comprising of Administration, Engineering, Infrastructure, Logistics and Asset Management, and Public Services, accounts for nearly one third of City employees. IPS manages approximately \$36M in General Fund dollars, \$23M in Water & Sewer dollars, \$186M in Capital Project dollars, and \$154M in Grant Project dollars. The department operates on the core principle of delivering the highest caliber of performance and integrity while providing the citizens of Tuscaloosa with exceptional customer service both at City Hall and in the community. Infrastructure and Public Services manages and facilitates all infrastructure, capital projects, public facilities, and public services for the City of Tuscaloosa. The department achieves this by working together, always being prepared for all scenarios, using asset management principles to drive decisions, and consistently providing excellent customer service. For a more detailed review of Infrastructure and Public Services, please reference the 2020 Annual Report that can be found on the City's website.

Infrastructure & Public Services					
FY 2022 General Fund Budget Summary					
Divisions	2020 Budget	2021 Budget	2022 Budget	Increase/ Decrease	Percentage Change
Administration	\$ 1,813,853	\$ 1,618,360	\$ 1,797,122	\$ 178,762	11.0%
Engineering	2,079,486	2,086,379	2,061,057	(25,322)	-1.2%
Logistics & Asset Management	7,210,567	7,440,020	7,440,540	520	0.0%
Public Services	10,235,875	10,754,556	10,671,210	(83,346)	-0.8%
Infrastructure	14,048,518	14,211,930	14,984,997	773,067	5.4%
Total	\$ 35,388,299	\$ 36,111,246	\$ 36,954,926	\$ 843,680	2.3%
Expenditure Category					
Salaries/Benefits	\$ 23,297,613	\$ 23,608,681	\$ 24,715,420	\$ 1,106,739	4.7%
Overtime/Wages/Holiday Pay	1,100,712	1,235,085	1,239,907	4,822	0.4%
Auto Fuel/Maintenance	1,035,452	1,056,733	1,076,963	20,230	1.9%
Maintenance Contracts	279,665	222,319	234,818	12,499	5.6%
Power - Street Lights	1,294,864	1,283,851	1,291,411	7,560	0.6%
Tip Fee	893,447	999,700	1,088,700	89,000	8.9%
Utilities	1,727,391	1,762,550	1,745,267	(17,283)	-1.0%
Capital Outlay	455,991	619,414	152,700	(466,714)	-75.3%
Other Operating	5,303,165	5,322,913	5,409,740	86,827	1.6%
Total By Category	\$ 35,388,299	\$ 36,111,246	\$ 36,954,926	\$ 843,680	2.3%

Infrastructure & Public Services Budget Highlights

- Compared to the FY 2021 original budget, overall salaries and benefits increased by \$1,042,968 due to personnel increases associated with the 2.5% COLA, lifting of the hiring freeze, and the addition of, as well as elimination of various vacant positions.
- Excluding salaries and benefits, the total departmental budget is level funded, with the following exceptions:
 - Increase of \$474 related to the addition of the Juneteenth holiday
 - Increase of \$20,000 for arts and entertainment events
 - Increase of \$114,000 for tip fees
 - Increase of \$26,238 for the increase of the Metro Animal Shelter contract
 - Increase of \$3,300 related to the COLA increase for the Transportation Museum contract
 - Increase of \$20,000 related to the renewal of the Jim Lawson contract
 - Increase of \$100,000 related to costs associated with the tree trimming contract, which is offset by the elimination of vacant positions
 - Increase of \$55,000 in costs associated with the Druid City Arts Festival
 - Increase of \$21,120 related to increased amounts for uniform allotments

Infrastructure & Public Services Budget Highlights (continued)

- Increase of \$30,270 related to the Appetize maintenance contract for the amphitheatre
- The City of Tuscaloosa received CARES Act funding for various expenses incurred in FY 2020 and FY 2021. Therefore, a majority of the budgeted decrease within the Other Operating category can be attributed to the increased COVID-19 funding and expenses in FY 2021.
- The Tuscaloosa River Market has partnered with the Community Food Bank of Central Alabama to implement a double-up food bucks program. This allows SNAP customers to get double the amount of fresh, local produce for the money.

Infrastructure & Public Services Goals

Short-Term Goals:	Target Date	Core Belief			
		#1	#2	#3	#4
PACT: A continued initiative to achieve the Mayor's standard of excellence through equipping the department in the areas of Planning and Preparedness, Asset Management, Customer Service, and Training. Overall this is IPS's strategy to successfully support the Mayor's core beliefs and standard of excellence.	Ongoing		X		X
Capital Improvements: Complete capital projects that focus on significant improvements to the City of Tuscaloosa's infrastructure as outlined in IPS's four-year plan.	Ongoing	X	X	X	X
Develop and Implement Key Performance Metrics for 311: Standardize terminology, talking points, and processes used to answer each call to establish consistency across call takers and ensure that each citizen gets the same level of customer service.	12/31/2022				X
Identify Grant Opportunities: Engage with Gray Matter consulting to continue identifying grant opportunities for all City departments while acting as a conduit to gather all needed information for submission. Collaborate with Accounting and Finance and other City departments as needed to ensure all grant programmatic and financial compliance is met.	Ongoing		X	X	X
Improve Arts & Entertainment: To increase tourism and generate additional revenue, IPS is working to cultivate Tuscaloosa and its art and entertainment scene as a premier location through unique experiences.	Ongoing	X	X	X	

Infrastructure & Public Services Goals (continued)

Short-Term Goals: (continued)	Target Date	Core Belief			
		#1	#2	#3	#4
Expand Tuscaloosa Builds: Coordinate with the City of Northport and other areas of West Alabama to adopt and utilize the Tuscaloosa Builds program to promote the growth of small and disadvantaged businesses. Partner with entities such as The University of Alabama, The Chamber of Commerce of West Alabama, and Shelton State Community College to provide free training resources to disadvantaged businesses, create new programs such as a re-entry program for previously incarcerated individuals, and lobby for increased inclusion of disadvantaged contractors on public works contracts.	Ongoing		X	X	X
Continue Implementation and Update Airport Master Plan: Utilize the master plan to leverage federal and state grant opportunities.	Ongoing	X	X	X	X
Elevate Tuscaloosa: IPS will work with other City departments and outside organizations to assist in the implementation of the Elevate Projects.	Ongoing		X	X	X
Annual Report: To increase transparency within Infrastructure and Public Services, the department will release an Annual Report to give citizens a deeper look into operations and how IPS employees contribute to the community. This is used internally to create benchmarks to improve workflow and budgetary efficiencies.	Ongoing		X		X
Policies and Procedures: Ongoing development to streamline and create efficiencies in the operations of the department.	Ongoing				X
Asset Management: Integrate asset management into the daily operations of all divisions.	Ongoing		X	X	X
Transportation Standards: These standards are needed in order to be consistent with requirements for design, whether a private development or a capital project. These will be used for support and documentation when the Engineering division needs to enforce certain design standards and regulations.	Ongoing		X		X

Infrastructure & Public Services Goals (continued)

Long-Term Goals:	Target Date	Core Belief			
		#1	#2	#3	#4
PACT: A continued initiative to achieve the Mayor's standard of excellence through equipping the department in the areas of Planning and Preparedness, Asset Management, Customer Service, and Training. Overall this is IPS's strategy to successfully support the Mayor's core beliefs and standard of excellence.	Ongoing		X		X
Capital Improvements: Complete capital projects that focus on significant improvements to the City of Tuscaloosa's infrastructure as outlined in IPS's four-year plan.	Ongoing	X	X	X	X
Expand 311 Call Center Service Hours and Capabilities: Expand 311 Call Center service to the weekends and coordinate with departments to dispatch non-public safety call-outs. Create and implement a seven-day-a-week 311 Call Center with dispatching capabilities.	5/31/2025	X	X	X	X
Identify Grant Opportunities: Engage with Gray Matter consulting to continue identifying grant opportunities for all City departments while acting as a conduit to gather all needed information for submission. Collaborate with Accounting and Finance and other City departments as needed to ensure all grant programmatic and financial compliance is met.	Ongoing		X	X	X
Improve Arts & Entertainment: To increase tourism and generate additional revenue, IPS is working to cultivate Tuscaloosa and its art and entertainment scene as a premier location through unique experiences.	Ongoing	X	X	X	
Asset Management: A comprehensive assessment of City infrastructure, facilities, process assets, and much more in order to be fully equipped with the knowledge to forecast for improvements and replacement, cost effectiveness and efficiencies, and in some cases a quicker response time. Will be used as a tool to implement new planning/procedures for everyday operations and capital purchases.	Ongoing		X	X	X

Infrastructure & Public Services Goals (continued)

Long-Term Goals: (continued)	Target Date	Core Belief			
		#1	#2	#3	#4
Expand Tuscaloosa Builds: Coordinate with the City of Northport and other areas of West Alabama to adopt and utilize the Tuscaloosa Builds program to promote the growth of small and disadvantaged businesses. Partner with entities such as The University of Alabama, The Chamber of Commerce of West Alabama, and Shelton State Community College to provide free training resources to disadvantaged businesses, create new programs such as a re-entry program for previously incarcerated individuals, and lobby for increased inclusion of disadvantaged contractors on public works contracts.	Ongoing		X	X	X
Annual Report: To increase transparency within Infrastructure and Public Services, the department will release an Annual Report to give citizens a deeper look into operations and how IPS employees contribute to the community. This is used internally to create benchmarks to improve workflow and budgetary efficiencies.	Ongoing		X		X
Elevate Tuscaloosa: IPS will work with other City departments and outside organizations to assist in the implementation of the Elevate Projects.	Ongoing		X	X	X
Cleaner and Brighter Downtown: IPS has already installed new lighting on the Intermodal Facility (IMF) and will continue to increase lighting as needed in the downtown area. IPS has also proposed adding a new downtown crew and equipment that will enable us to keep downtown streets and sidewalks cleaner for citizens and visitors while meeting the City's standard of excellence.	Ongoing	X	X		X
Develop and Adopt Drainage Standards: The project will protect citizens from flooding, protect City infrastructure from escalating degradation, lower curb repair costs, and establish volume, velocity, and water quality measures to meet or exceed our ADEM Permit.	12/31/2025		X	X	

Infrastructure & Public Services Unfunded Requests

Unfunded Initiatives:

➤ Fence on University Blvd	\$ 15,000
➤ Rain Hoods for Litter Barrels	35,000
➤ Ice Rink Bumper Cars and Storage Tent	97,250
➤ Drainage Standards Phase I	135,000
Total Unfunded Initiatives	\$ 282,250

Unfunded Equipment:

➤ Cargo Van with Foldable Seats and Backup Camera	\$ 37,000
➤ 1/2-Ton Pickup Truck with Tool Box	31,500
➤ (2) Trailer	40,000
➤ Truck with Box Bed with Tie Off Points, Lift Gate, Back-Up Camera, and Emergency Strobe Lights	47,000
➤ 1/2-Ton Pickup Truck with Strobe Lights, Cradle Point, and Tool Box	31,500
➤ Backhoe with Extending Boom and Bucket Thumb	130,000
➤ Grapple Truck with Strobe Lights and Back-Up Camera	165,000
➤ 1/2-Ton Pickup Truck	31,500
➤ Truck for Leaf Collection	250,000
➤ 1/2-Ton Pickup Truck with Strobe Lights and Tool Box	31,500
➤ Forklift	62,000
➤ 1/2-Ton Pickup Truck with Tool Box, Towing Package, and Pipe Rack	31,500
➤ Skid Steer with Grapple Bucket	45,000
➤ Truck with Fleetmind for Trash Routes	90,000
➤ 1/2-Ton Pickup Truck	31,500
➤ Truck for Garbage Route Collection	330,000
➤ Forklift with Rotating Forks	42,000
➤ (2) 1/2-Ton Pickup Truck with Strobe Lights and Tool Box	63,000
➤ Whirlwind Vacuum Sweeper Truck with Strobe Lights and Back-Up Camera	290,000
➤ Flusher Truck with Arrow Board, Strobe Lights, and Back-up Camera	200,000
➤ 3/4-Ton Pickup Truck with Strobe Lights, Cradle Point, and Tool Box	41,000
➤ 1/2-Ton Pickup Truck with Strobe Lights, Cradle Point, and Tool Box	31,500
➤ Trailer	9,500
➤ 1/2-Ton Pickup Truck with Strobe Lights and Tool Box	31,500
➤ Bulldozer with 12,000 lb Capacity	115,000
➤ Dump Truck	140,000
➤ Boom Truck with Tool Boxes	245,000
➤ Sport Utility Vehicle	31,000
➤ Line Laser for Striping Roadway and Curbs	10,000
➤ 1/2-Ton Pickup Truck	31,500
➤ 1/2-Ton Pickup Truck with Double Cab and Cradle Point	35,000
➤ 1/2-Ton Pickup Truck with Strobe Lights and Tool Box	31,500
➤ Bucket Truck with 85 ft Minimum Reach, Strobe Lights, and Back-Up Camera	96,000
➤ 1/2-Ton Pickup Truck with Strobe Lights, Cradle Point, and Tool Box	31,500
➤ Truck with Strobe Lights and Back-Up Camera for Hauling Sweeper Debris	155,000
➤ Stump Grinder	62,000
➤ 1/2-Ton 4x4 Pickup Truck with Utility Bed and Strobe Lights	48,000
➤ Dump Truck	140,000
➤ Utility Trailer with Ramp Gate	5,000
➤ Golf Cart or UTV 4 Seater	22,000
➤ 1/2-Ton Pickup Truck with Strobe Lights, Cradle Point, and Tool Box	31,500

Infrastructure & Public Services Unfunded Requests (continued)

Unfunded Equipment (continued):

▶ Stand-Up Zero-Turn Mower with Jungle Wheels	\$ 15,000
▶ Walker Mower	16,000
▶ 6x12 Trailer with Tandem Axles	11,000
Total Unfunded Equipment Requests	\$ 3,365,500

Unfunded Facility Improvements:

▶ City-Wide Elevator Upgrades	\$ 420,000
▶ Fire Station #2 - Repairs	24,000
▶ Gateway - Repairs	8,500
▶ Facility Warehouse - Improvements	20,000
Total Unfunded Facility Improvements	\$ 472,500

Unfunded Personnel Requests:

▶ Crew Worker - Trash	\$ 41,861
▶ (5) Heavy Equipment Operator - Trash	274,307
▶ Upgrade of City Venues Assistant Operations Manager	TBD
▶ Create Position - Technology Educator - Gateway	TBD
▶ Create Position - Asset Management Coordinator	TBD
Total Unfunded Personnel Requests	\$ 316,168

Unfunded Technology Requests:

▶ (2) Desktop Computers	\$ 2,250
▶ (5) Tablets with Cases	4,500
▶ Cell Phone	-
▶ (16) Standard Laptops	26,000
▶ Laptop	1,825
▶ Laptop with Docking Station	2,125
▶ 24" Monitor with Sound Bar	250
▶ (4) 60" Monitors	2,400
▶ Touch Screen All-In-One PC	2,000
▶ Laptop with Upgraded RAM	2,325
▶ Convertible Tablet PC	2,100
▶ (5) Sphero Robot Balls	750
▶ (10) Tablets	7,000
Total Unfunded Technology Requests	\$ 53,525



**GENERAL FUND
INFRASTRUCTURE & PUBLIC SERVICES**

Account	2020 Budget	2020 Actual	2021 Budget	2021 Actual	2022 Adopted
IPS - ADMINISTRATION					
10109050-1005 Beer Tax Bonus	3,248	2,935	2,965	2,655	3,055
10109050-1015 Salaries	991,080	963,778	919,177	847,022	985,849
10109050-101501 Salary Reimbursement	(31,102)	(79,008)	(61,820)	(19,335)	(58,264)
10109050-1025 Salary Overtime	1,000	221	500	674	500
10109050-1030 Wages	-	-	-	-	3,600
10109050-2010 Employee Insurance	110,665	102,801	98,916	102,228	130,398
10109050-2025 State Pension	76,329	75,804	77,220	72,589	86,882
10109050-2029 Medicare Tax	14,015	13,357	12,992	11,708	13,710
10109050-2030 Social Security	59,094	56,106	54,955	48,791	58,124
10109050-3005 Legal Advertising	250	-	150	-	100
10109050-3010 Auto-Fuel & Oil	300	724	500	773	250
10109050-3015 Auto-Maintenance	850	915	400	2,696	200
10109050-3086 Public Education	27,400	22,253	29,100	28,268	27,600
10109050-3110 Machine Rental	7,000	5,199	7,000	6,324	7,000
10109050-3137 Postage & Freight	400	193	400	185	300
10109050-3138 Operating Forms	200	-	200	-	200
10109050-3155 Office Supplies	3,000	3,079	3,000	1,779	4,000
10109050-3170 Repairs & Supplies	2,650	3,318	1,900	2,165	4,000
10109050-3210 Travel/Education	43,350	22,966	27,330	19,473	27,370
10109050-3212 Car Allowance	9,600	9,600	9,600	11,200	9,600
10109050-3214 Books/Dues/Subscriptions	2,745	1,275	2,030	589	1,875
10109050-3225 Uniforms/Prot Clothing	22,825	16,988	1,050	1,050	1,800
10109050-3231 Telephone	5,600	6,940	6,780	4,715	4,755
10109050-38001 Ops Continuity - COVID	-	840	2,272	2,272	-
10109050-3899 Weather Related Expenses	-	-	-	210	-
10109050-3999 Miscellaneous Expense	4,200	1,821	3,012	2,159	700
TOTAL IPS - ADMINISTRATION	<u>1,354,699</u>	<u>1,232,105</u>	<u>1,199,627</u>	<u>1,150,189</u>	<u>1,313,604</u>



**GENERAL FUND
INFRASTRUCTURE & PUBLIC SERVICES**

Account	2020 Budget	2020 Actual	2021 Budget	2021 Actual	2022 Adopted
IPS - ADMIN - 311					
10109051-1005 Beer Tax Bonus	1,856	1,709	1,694	1,699	1,880
10109051-1015 Salaries	330,922	305,571	295,842	291,871	338,296
10109051-1025 Salary Overtime	1,500	931	1,500	360	1,000
10109051-2010 Employee Insurance	52,992	50,495	52,206	52,886	68,263
10109051-2025 State Pension	21,893	24,875	25,617	26,186	30,094
10109051-2029 Medicare Tax	4,460	4,083	3,951	3,876	4,465
10109051-2030 Social Security	19,061	17,460	16,881	16,572	19,080
10109051-3086 Public Education	2,000	6,473	1,500	1,558	1,500
10109051-3100 Outside Services	1,000	675	150	150	-
10109051-3110 Machine Rental	2,400	1,032	1,500	1,406	-
10109051-3138 Operating Forms	100	-	-	-	-
10109051-3155 Office Supplies	1,000	449	150	-	500
10109051-3170 Repairs & Supplies	850	-	485	354	250
10109051-3188 Furniture Supplies	1,000	998	-	-	-
10109051-3210 Travel/Education	4,790	1,549	5,234	4,718	4,860
10109051-3214 Books/Dues/Subscriptions	500	457	500	-	500
10109051-3225 Uniforms/Prot Clothing	1,300	1,310	142	142	1,300
10109051-3231 Telephone	11,380	13,164	11,380	10,420	11,380
10109051-3999 Miscellaneous Expense	150	39	1	1	150
TOTAL IPS - ADMIN - 311	459,154	431,270	418,733	412,197	483,518



**GENERAL FUND
INFRASTRUCTURE & PUBLIC SERVICES**

Account	2020 Budget	2020 Actual	2021 Budget	2021 Actual	2022 Adopted
IPS - ENGINEERING					
10109030-1005 Beer Tax Bonus	4,640	4,188	5,082	4,902	4,935
10109030-1015 Salaries	1,499,344	1,400,417	1,539,988	1,445,404	1,494,146
10109030-101501 Salary Reimbursement	(53,150)	(64,127)	(62,386)	(7,996)	(33,462)
10109030-101503 Salary Reimbursement - Elevate	(96,764)	(86,123)	(84,595)	(72,648)	-
10109030-1025 Salary Overtime	35,000	15,922	10,000	19,914	20,000
10109030-2010 Employee Insurance	169,284	154,645	184,533	177,483	199,056
10109030-2025 State Pension	102,922	101,458	115,378	118,202	122,017
10109030-2029 Medicare Tax	19,618	19,498	21,110	20,069	20,346
10109030-2030 Social Security	83,861	83,373	90,232	85,811	86,984
10109030-3010 Auto-Fuel & Oil	10,000	8,628	10,000	10,800	10,000
10109030-3015 Auto-Maintenance	2,850	5,151	3,500	6,114	5,000
10109030-3100 Outside Services	222,350	78,802	174,548	94,162	50,000
10109030-3106 Toll Bridge	70	22	50	10	50
10109030-3110 Machine Rental	22,000	20,830	29,500	17,659	24,200
10109030-3137 Postage & Freight	150	187	150	54	150
10109030-3138 Operating Forms	810	-	810	-	490
10109030-3155 Office Supplies	5,500	5,201	4,670	4,533	8,000
10109030-3156 Maintenance Contracts	-	4,307	-	1,580	-
10109030-3170 Repairs & Supplies	6,818	7,396	4,480	2,429	5,000
10109030-3210 Travel/Education	18,300	3,022	16,800	16,996	18,300
10109030-3212 Car Allowance	4,800	4,800	4,800	4,800	4,800
10109030-3214 Books/Dues/Subscriptions	3,544	3,344	3,017	2,837	3,455
10109030-3225 Uniforms/Prot Clothing	4,890	3,234	2,400	1,250	5,090
10109030-3231 Telephone	12,150	12,058	11,850	11,586	12,000
10109030-38001 Ops Continuity - COVID	-	2,257	-	-	-
10109030-3999 Miscellaneous Expense	500	93	462	37	500
TOTAL IPS - ENGINEERING	<u>2,079,486</u>	<u>1,788,585</u>	<u>2,086,379</u>	<u>1,965,987</u>	<u>2,061,057</u>



**GENERAL FUND
INFRASTRUCTURE & PUBLIC SERVICES**

Account	2020 Budget	2020 Actual	2021 Budget	2021 Actual	2022 Adopted
IPS - LAM - ADMINISTRATION					
10109040-1005 Beer Tax Bonus	1,160	1,172	1,210	1,208	1,175
10109040-1015 Salaries	373,332	348,320	306,728	251,600	290,153
10109040-1025 Salary Overtime	2,100	1,135	1,800	100	-
10109040-2010 Employee Insurance	39,740	36,247	17,505	32,871	34,826
10109040-2025 State Pension	26,588	24,343	22,019	21,765	24,987
10109040-2029 Medicare Tax	5,154	4,886	4,333	3,498	3,982
10109040-2030 Social Security	22,028	20,892	18,523	14,958	17,019
10109040-3010 Auto-Fuel & Oil	5,150	2,533	3,900	3,250	3,900
10109040-3015 Auto-Maintenance	2,650	773	2,000	5,147	2,000
10109040-3100 Outside Services	20,549	6,932	23,240	5,962	-
10109040-3106 Toll Bridge	75	3	55	12	55
10109040-3110 Machine Rental	13,910	10,021	9,600	10,867	6,600
10109040-3137 Postage & Freight	475	56	475	95	100
10109040-3138 Operating Forms	200	-	200	54	75
10109040-3155 Office Supplies	2,350	1,327	2,500	972	2,000
10109040-3170 Repairs & Supplies	1,000	(100)	475	359	500
10109040-3188 Furniture Supplies	3,029	3,010	-	-	-
10109040-3210 Travel/Education	9,924	3,323	14,550	8,003	2,500
10109040-3212 Car Allowance	4,800	4,410	4,800	4,800	4,800
10109040-3214 Books/Dues/Subscriptions	3,027	550	607	305	605
10109040-3225 Uniforms/Prot Clothing	24,330	21,288	9,120	15,760	300
10109040-3231 Telephone	41,000	46,317	38,000	38,390	960
10109040-3999 Miscellaneous Expense	280	735	712	54	500
TOTAL IPS - LAM - ADMINISTRATION	602,851	538,171	482,352	420,032	397,037



**GENERAL FUND
INFRASTRUCTURE & PUBLIC SERVICES**

Account	2020 Budget	2020 Actual	2021 Budget	2021 Actual	2022 Adopted
IPS - LAM - FLEET MAINTENANCE					
10109041-1005 Beer Tax Bonus	4,872	3,539	4,598	3,992	4,465
10109041-1015 Salaries	878,474	766,030	898,802	792,145	922,208
10109041-1025 Salary Overtime	34,000	16,890	30,000	10,699	20,000
10109041-1030 Wages	3,600	-	-	-	-
10109041-2010 Employee Insurance	210,237	145,606	195,482	158,017	197,491
10109041-2025 State Pension	73,324	64,795	75,651	70,818	81,725
10109041-2029 Medicare Tax	12,210	10,393	11,860	10,662	12,152
10109041-2030 Social Security	52,182	44,441	50,674	45,589	51,927
10109041-3010 Auto-Fuel & Oil	11,000	7,105	11,000	14,633	11,000
10109041-3015 Auto-Maintenance	12,000	20,740	12,000	27,742	12,000
10109041-3100 Outside Services	-	-	2,000	140	2,000
10109041-3106 Toll Bridge	350	195	50	78	150
10109041-3155 Office Supplies	-	-	-	-	150
10109041-3170 Machine Rental	54,328	242,346	51,750	49,427	67,250
10109041-3210 Travel/Education	-	-	-	-	8,000
10109041-3214 Books/Dues/Subscriptions	-	-	-	-	2,270
10109041-3216 Regulatory Permits	380	330	380	330	380
10109041-3225 Uniforms/Prot Clothing	-	-	2,660	2,310	16,180
10109041-3231 Telephone	-	-	-	-	4,000
10109041-38001 Ops Continuity - COVID	-	-	1,440	1,440	-
10109041-3999 Miscellaneous Expense	-	-	212	41	-
10109041-4170 Capital Repairs/Improvements	12,870	12,870	-	-	-
TOTAL IPS - LAM - FLEET MAINTENANCE	<u>1,359,826</u>	<u>1,335,279</u>	<u>1,348,559</u>	<u>1,188,063</u>	<u>1,413,348</u>



**GENERAL FUND
INFRASTRUCTURE & PUBLIC SERVICES**

Account	2020 Budget	2020 Actual	2021 Budget	2021 Actual	2022 Adopted
IPS - LAM - FACILITY MAINTENANCE					
10109042-1005 Beer Tax Bonus	8,816	8,615	8,954	8,678	8,930
10109042-1015 Salaries	1,578,777	1,516,374	1,536,983	1,471,076	1,627,525
10109042-1025 Salary Overtime	90,000	63,777	75,000	59,788	65,000
10109042-1026 Salary Overtime - A&E	8,328	-	-	-	-
10109042-1030 Wages	3,600	-	-	-	-
10109042-1045 Holiday Pay	2,400	1,688	2,400	1,963	2,659
10109042-2010 Employee Insurance	311,436	290,115	325,325	303,328	336,954
10109042-2025 State Pension	128,090	129,039	130,885	136,991	146,749
10109042-2029 Medicare Tax	20,734	20,800	20,099	20,104	21,223
10109042-2030 Social Security	88,585	88,937	85,874	85,959	90,675
10109042-3010 Auto-Fuel & Oil	19,725	20,047	17,725	22,593	17,725
10109042-3015 Auto-Maintenance	12,000	35,457	12,000	19,351	12,000
10109042-3100 Outside Services	65,000	62,606	86,866	100,487	139,500
10109042-3101 Outside Services-Amp	53,665	32,890	51,585	24,238	45,000
10109042-3106 Toll Bridge	150	39	61	59	-
10109042-3108 Outside Services-WS	4,720	5,676	8,000	8,354	44,900
10109042-3110 Machine Rental	650	213	3,020	3,148	1,000
10109042-3155 Office Supplies	-	-	-	-	250
10109042-3156 Maintenance Contracts	153,784	139,540	160,310	130,142	139,900
10109042-3159 Maintenance Contracts-WS	64,017	38,730	60,000	50,563	64,248
10109042-3162 Repairs & Supplies - Amp	82,445	78,431	56,575	69,872	55,000
10109042-3170 Repairs & Supplies	428,376	499,659	410,671	418,187	494,300
10109042-3187 Repairs & Supplies-WS	61,950	69,621	51,000	51,154	61,000
10109042-3196 Utilities - Amp	131,632	117,669	134,528	103,384	136,745
10109042-3210 Travel/Education	-	-	-	-	19,400
10109042-3225 Uniforms/Protective Clothing	-	-	-	-	12,480
10109042-3226 Utilities-Airport	126,654	116,831	129,440	105,088	125,586
10109042-3227 Utilities-Police	353,676	369,019	341,457	298,802	382,196
10109042-3228 Utilities-Tdot	156,161	145,181	159,597	144,880	156,372
10109042-3229 Utilities-Parking Control	23,473	24,251	21,945	23,113	21,500
10109042-3230 City Hall Annex 1	176,672	159,441	180,559	184,925	171,789
10109042-3231 Telephone	-	-	-	-	9,120
10109042-3232 Utilities-Municipal Court	113,380	94,260	116,385	98,330	107,174
10109042-3233 Utilities-City Logistics	52,674	42,429	53,833	47,283	51,859
10109042-3234 Utilities-City Parks	70,412	55,056	71,961	72,241	72,368
10109042-3235 Utilities-Annex 3 - General	11,848	11,944	11,598	11,924	12,212
10109042-3237 Utilities-Mww Transp Museum	19,446	11,558	19,874	11,616	19,809
10109042-3238 Utilities-River Market	79,573	54,870	81,324	56,575	75,997
10109042-3239 Utilities-Pub Safety Logistics	64,775	49,870	66,200	54,676	58,863
10109042-3240 Utilities-Curry/Esd	169,738	151,697	173,472	140,434	156,658
10109042-3245 Utilities-Annex 3 - WS	25,063	23,985	25,614	24,015	24,472



**GENERAL FUND
INFRASTRUCTURE & PUBLIC SERVICES**

Account	2020 Budget	2020 Actual	2021 Budget	2021 Actual	2022 Adopted
IPS - LAM - FACILITY MAINTENANCE (continued)					
10109042-38001 Ops Continuity - COVID	-	4,154	14,166	14,166	-
10109042-3999 Miscellaneous Expense	-	-	181	-	150
10109042-4010 Equipment	5,880	5,880	-	-	-
10109042-4170 Capital Repairs/Improvements	12,124	12,124	31,553	20,273	-
TOTAL IPS - LAM - FACILITY MAINTENANCE	<u>4,780,429</u>	<u>4,552,473</u>	<u>4,737,019</u>	<u>4,397,761</u>	<u>4,989,288</u>



**GENERAL FUND
INFRASTRUCTURE & PUBLIC SERVICES**

Account	2020 Budget	2020 Actual	2021 Budget	2021 Actual	2022 Adopted
IPS - LAM - WAREHOUSE / TECHNICAL SERVICES					
10109046-1025 Salary Overtime	-	-	-	-	2,000
10109046-3010 Auto-Fuel & Oil	-	-	-	-	750
10109046-3015 Auto-Maintenance	-	-	-	-	500
10109046-3155 Office Supplies	-	-	-	-	600
10109046-3170 Repairs & Supplies	-	-	-	-	1,500
10109046-3210 Travel/Education	-	-	-	-	1,500
10109046-3225 Uniforms/Prot Clothing	-	-	-	-	750
10109046-3231 Telephone	-	-	-	-	1,440
10109046-3999 Miscellaneous Expense	-	-	-	-	125
TOTAL IPS - LAM - WAREHOUSE / TECHNICAL SERVICES	-	-	-	-	9,165



**GENERAL FUND
INFRASTRUCTURE & PUBLIC SERVICES**

<u>Account</u>	<u>2020 Budget</u>	<u>2020 Actual</u>	<u>2021 Budget</u>	<u>2021 Actual</u>	<u>2022 Adopted</u>
IPS - LAM - ASSET MANAGEMENT					
10109047-1025 Salary Overtime	-	-	-	-	1,800
10109047-3100 Outside Services	-	-	-	-	5,000
10109047-3137 Postage & Freight	-	-	-	-	50
10109047-3155 Office Supplies	-	-	-	-	1,000
10109047-3170 Repairs & Supplies	-	-	-	-	750
10109047-3210 Travel/Education	-	-	-	-	5,000
10109047-3225 Uniforms/Prot Clothing	-	-	-	-	450
10109047-3231 Telephone	-	-	-	-	480
TOTAL IPS - LAM - ASSET MANAGEMENT	<u>-</u>	<u>-</u>	<u>-</u>	<u>-</u>	<u>14,530</u>



**GENERAL FUND
INFRASTRUCTURE & PUBLIC SERVICES**

Account	2020 Budget	2020 Actual	2021 Budget	2021 Actual	2022 Adopted
IPS - LAM - TECHNICAL SERVICES					
10109043-1005 Beer Tax Bonus	1,624	1,565	2,662	1,931	1,880
10109043-1015 Salaries	340,350	359,978	630,910	518,347	466,579
10109043-1025 Salary Overtime	4,500	2,967	4,500	534	500
10109043-2010 Employee Insurance	60,725	47,603	109,883	70,418	63,771
10109043-2025 State Pension	26,873	27,374	49,553	44,053	39,195
10109043-2029 Medicare Tax	4,745	4,954	8,458	7,051	6,362
10109043-2030 Social Security	20,276	21,167	36,146	30,148	27,185
10109043-3010 Auto-Fuel & Oil	2,250	845	1,900	501	500
10109043-3015 Auto-Maintenance	618	778	600	155	250
10109043-3155 Office Supplies	-	-	500	422	200
10109043-3170 Repairs & Supplies	5,500	5,805	4,475	4,077	3,200
10109043-3210 Travel/Education	-	-	-	-	2,550
10109043-3214 Books/Dues/Subscriptions	-	-	-	-	750
10109043-3225 Uniforms/Prot Clothing	-	-	750	546	1,150
10109043-3231 Telephone	-	-	7,348	4,016	3,000
10109043-38001 Ops Continuity - COVID	-	58,868	14,193	14,193	-
10109043-3999 Miscellaneous Expense	-	-	212	-	100
TOTAL IPS - LAM - TECHNICAL SERVICES	<u>467,461</u>	<u>531,903</u>	<u>872,090</u>	<u>696,391</u>	<u>617,172</u>



**GENERAL FUND
INFRASTRUCTURE & PUBLIC SERVICES**

Account	2020 Budget	2020 Actual	2021 Budget	2021 Actual	2022 Adopted
IPS - PS - ADMINISTRATION					
10109060-1005 Beer Tax Bonus	1,624	1,527	1,694	1,764	1,880
10109060-1015 Salaries	453,535	473,000	452,274	382,632	318,419
10109060-1025 Salary Overtime	15,000	8,319	5,000	11,717	8,000
10109060-1030 Wages	11,000	8,782	10,870	11,608	-
10109060-2010 Employee Insurance	65,464	63,510	67,189	52,252	43,863
10109060-2025 State Pension	36,272	35,968	35,271	32,456	26,449
10109060-2029 Medicare Tax	6,905	6,674	6,428	5,570	4,636
10109060-2030 Social Security	29,509	28,537	27,468	23,815	19,806
10109060-3010 Auto-Fuel & Oil	2,000	1,225	2,000	2,308	2,000
10109060-3015 Auto-Maintenance	950	3,444	770	1,814	950
10109060-3086 Public Education	42,950	9,389	41,150	12,138	46,150
10109060-3100 Outside Services	29,000	11,704	21,500	12,094	33,500
10109060-3138 Operating Forms	250	177	250	250	250
10109060-3155 Office Supplies	1,400	857	1,230	329	1,400
10109060-3170 Repairs & Supplies	3,700	3,971	1,900	(1,470)	2,500
10109060-3192 Adem Recycling Grant Exp	76,841	21,372	339,230	76,782	339,230
10109060-3210 Travel/Education	18,000	10,199	16,500	11,398	19,500
10109060-3212 Car Allowance	2,100	2,100	2,100	1,575	2,100
10109060-3214 Books/Dues/Subscriptions	4,660	986	3,350	3,025	4,585
10109060-3225 Uniforms/Prot Clothing	1,100	1,125	600	-	900
10109060-3231 Telephone	5,200	4,060	3,920	3,708	5,920
10109060-38001 Ops Continuity - COVID	-	-	15	15	-
10109060-3998 CC Merchant Fees	250	263	250	803	265
10109060-3999 Miscellaneous Expense	-	-	212	-	250
10109060-4010 Equipment	36,669	36,669	-	-	-
TOTAL IPS - PS - ADMINISTRATION	<u>844,379</u>	<u>733,858</u>	<u>1,041,171</u>	<u>646,585</u>	<u>882,553</u>



**GENERAL FUND
INFRASTRUCTURE & PUBLIC SERVICES**

Account	2020 Budget	2020 Actual	2021 Budget	2021 Actual	2022 Adopted
IPS - PS - ENVIRONMENTAL SERVICES					
10109061-1005 Beer Tax Bonus	21,344	19,742	22,264	20,169	21,855
10109061-1015 Salaries	3,848,489	3,552,403	3,899,998	3,446,790	4,008,407
10109061-1025 Salary Overtime	339,560	506,822	337,576	443,850	342,152
10109061-2010 Employee Insurance	773,543	660,247	792,447	691,487	809,894
10109061-2025 State Pension	331,973	329,382	342,347	341,967	359,574
10109061-2029 Medicare Tax	52,011	54,176	52,047	51,860	52,780
10109061-2030 Social Security	222,240	231,408	222,399	221,463	225,525
10109061-3010 Auto-Fuel & Oil	200,000	235,222	220,000	259,645	220,000
10109061-3015 Auto-Maintenance	280,000	663,484	280,000	551,921	300,000
10109061-3100 Outside Services	1,800	1,652	3,500	190	3,500
10109061-3106 Toll Bridge	13,000	14,024	11,000	13,010	11,000
10109061-3110 Machine Rental	6,000	5,844	3,500	4,228	4,500
10109061-3137 Postage & Freight	250	110	250	224	250
10109061-3138 Operating Forms	2,500	2,378	2,500	2,999	3,000
10109061-3155 Office Supplies	1,400	1,867	1,200	3,143	1,500
10109061-3156 Maintenance Contracts	23,864	14,416	2,009	2,009	-
10109061-3170 Repairs & Supplies	127,548	119,160	99,300	94,657	160,000
10109061-3195 Tip Fee	768,000	894,073	929,000	975,650	1,043,000
10109061-3210 Travel/Education	6,000	2,374	4,500	-	6,000
10109061-3214 Books/Dues/Subscriptions	29,855	24,503	33,158	23,441	33,034
10109061-3225 Uniforms/Prot Clothing	37,400	36,811	32,372	26,939	37,500
10109061-3231 Telephone	21,000	22,062	22,780	21,887	23,320
10109061-38001 Ops Continuity - COVID	-	83,910	-	-	-
10109061-3997 Bad Debt Write Offs	-	55,051	-	-	-
10109061-3998 CC Merchant Fees	-	-	-	(15)	-
10109061-3999 Miscellaneous Expense	3,500	3,367	3,212	2,461	4,500
10109061-4010 Equipment	212,252	22,764	271,584	210,628	-
TOTAL IPS - PS - ENVIRONMENTAL SERVICES	<u>7,323,529</u>	<u>7,557,253</u>	<u>7,588,943</u>	<u>7,410,603</u>	<u>7,671,291</u>



**GENERAL FUND
INFRASTRUCTURE & PUBLIC SERVICES**

Account	2020 Budget	2020 Actual	2021 Budget	2021 Actual	2022 Adopted
IPS - PS - GATEWAY					
10109062-1005 Beer Tax Bonus	-	-	-	91	470
10109062-1015 Salaries	-	-	103,251	54,936	105,833
10109062-1025 Salary Overtime	-	-	7,500	256	2,500
10109062-1030 Wages	-	-	79,539	70,746	94,481
10109062-2010 Employee Insurance	-	-	31,726	5,462	19,555
10109062-2025 State Pension	-	-	9,158	4,206	8,111
10109062-2029 Medicare Tax	-	-	2,620	1,788	4,380
10109062-2030 Social Security	-	-	11,333	7,644	18,709
10109062-3100 Outside Services	359,000	358,227	90,600	90,587	30,000
10109062-3110 Machine Rental	-	-	-	-	750
10109062-3137 Postage & Freight	-	-	200	-	200
10109062-3138 Operating Forms	-	-	300	54	300
10109062-3155 Office Supplies	1,000	132	1,050	646	750
10109062-3156 Maintenance Contracts	38,000	38,000	-	-	-
10109062-3170 Repairs & Supplies	20,114	16,287	27,615	21,775	7,500
10109062-3210 Travel/Education	-	-	-	-	5,000
10109062-3214 Books/Dues/Subscriptions	-	-	500	17	1,500
10109062-3225 Uniforms/Prot Clothing	-	-	2,800	1,965	1,520
10109062-3230 Utilities	26,000	30,440	26,572	24,437	29,848
10109062-3231 Telephone	2,300	2,357	2,400	2,331	4,000
10109062-3515 Marketing	-	-	-	-	15,000
10109062-3999 Miscellaneous Expense	-	-	-	-	1,000
TOTAL IPS - PS - GATEWAY	<u>446,414</u>	<u>445,444</u>	<u>397,164</u>	<u>286,942</u>	<u>351,407</u>



**GENERAL FUND
INFRASTRUCTURE & PUBLIC SERVICES**

Account	2020 Budget	2020 Actual	2021 Budget	2021 Actual	2022 Adopted
IPS - PS - AMPHITHEATER					
10109063-1005 Beer Tax Bonus	928	938	968	725	705
10109063-1015 Salaries	216,643	223,379	224,819	196,120	181,690
10109063-1025 Salary Overtime	105,000	9,197	132,000	36,458	132,000
10109063-1030 Wages	11,758	-	32,000	-	32,000
10109063-1045 Holiday Pay	-	274	-	-	-
10109063-2010 Employee Insurance	30,360	29,520	31,584	29,840	26,077
10109063-2020 Fire-Police Pension	-	-	-	1,593	-
10109063-2025 State Pension	16,604	19,067	19,220	19,702	16,014
10109063-2029 Medicare Tax	4,182	3,239	3,381	3,180	2,933
10109063-2030 Social Security	17,865	13,615	14,446	12,938	12,531
10109063-3010 Auto-Fuel & Oil	1,000	234	1,000	382	1,000
10109063-3015 Auto-Maintenance	2,000	1,579	2,000	3,802	2,000
10109063-3100 Outside Services	222,775	217,329	226,509	220,733	236,300
10109063-3110 Machine Rental	4,000	3,361	4,000	4,242	4,000
10109063-3111 Office Rent	4,680	4,680	4,680	4,680	4,680
10109063-3137 Postage & Freight	1,300	1,214	1,200	1,352	1,500
10109063-3138 Operating Forms	1,900	1,622	-	-	1,600
10109063-3155 Office Supplies	1,400	1,452	403	439	1,400
10109063-3156 Maintenance Contracts	-	-	-	-	30,670
10109063-3170 Repairs & Supplies	38,902	36,203	59,991	26,870	13,000
10109063-3210 Travel/Education	12,000	9,177	10,500	3,055	9,500
10109063-3214 Books/Dues/Subscriptions	4,095	3,793	3,797	3,862	5,935
10109063-3225 Uniforms/Prot Clothing	5,000	4,246	5,100	1,790	5,040
10109063-3231 Telephone	42,103	31,104	20,500	20,460	40,000
10109063-3515 Marketing	5,000	4,518	-	-	5,000
10109063-3525 City Event Expenses	-	-	-	140	2,000
10109063-3530 Rental Event Expenses	4,000	15,058	4,000	5,532	16,000
10109063-38001 Ops Continuity - COVID	-	-	11,441	11,441	-
10109063-3999 Miscellaneous Expense	1,620	1,620	962	-	2,500
TOTAL IPS - PS - AMPHITHEATER	<u>755,115</u>	<u>636,416</u>	<u>814,501</u>	<u>609,335</u>	<u>786,075</u>



**GENERAL FUND
INFRASTRUCTURE & PUBLIC SERVICES**

Account	2020 Budget	2020 Actual	2021 Budget	2021 Actual	2022 Adopted
IPS - PS - RIVERMARKET					
10109064-1005 Beer Tax Bonus	696	541	726	585	705
10109064-1015 Salaries	153,243	122,481	149,904	140,749	153,738
10109064-1025 Salary Overtime	2,000	2,551	2,000	8,260	3,000
10109064-1030 Wages	94,000	89,144	94,000	92,940	115,000
10109064-2010 Employee Insurance	24,366	14,806	25,310	29,898	32,677
10109064-2025 State Pension	13,610	10,664	12,814	13,371	13,816
10109064-2029 Medicare Tax	3,903	2,895	3,416	3,250	4,068
10109064-2030 Social Security	16,667	12,613	14,588	13,894	17,377
10109064-3010 Auto-Fuel & Oil	100	37	1,100	303	600
10109064-3015 Auto-Maintenance	-	-	100	96	100
10109064-3100 Outside Services	5,975	5,889	6,000	6,333	6,625
10109064-3110 Machine Rental	3,705	3,077	3,800	3,546	3,800
10109064-3137 Postage & Freight	200	103	38	38	200
10109064-3138 Operating Forms	500	383	160	105	500
10109064-3155 Office Supplies	1,000	916	245	244	1,000
10109064-3170 Repairs & Supplies	12,496	12,662	13,285	13,111	9,740
10109064-3188 Furniture Supplies	-	-	1,231	4,035	6,200
10109064-3210 Travel/Education	8,000	7,577	6,500	8,131	7,400
10109064-3214 Books/Dues/Subscriptions	3,325	3,303	2,500	2,500	3,335
10109064-3225 Uniforms/Prot Clothing	1,700	1,638	469	469	1,700
10109064-3231 Telephone	3,913	4,074	4,000	4,321	4,000
10109064-3515 Marketing	11,330	6,512	6,650	5,733	7,200
10109064-3520 RMKT- Farmers Event Expenses	5,000	2,279	5,000	3,691	5,000
10109064-3525 RMKT- City Event Expenses	10,000	1,573	3,000	1,820	10,000
10109064-3530 RMKT- Rental Event Expenses	50,000	31,385	44,290	22,143	50,000
10109064-3536 RMKT-Farmers Snap/Ebt Pmts	2,800	4,851	2,800	12,562	5,000
10109064-38001 Ops Continuity - COVID	-	-	55	55	-
10109064-3998 CC Merchant Fees	-	3,978	-	4,870	-
10109064-3999 Miscellaneous Expense	500	375	912	523	1,000
TOTAL IPS - PS - RIVERMARKET	429,029	346,308	404,893	397,576	463,781



**GENERAL FUND
INFRASTRUCTURE & PUBLIC SERVICES**

<u>Account</u>	<u>2020 Budget</u>	<u>2020 Actual</u>	<u>2021 Budget</u>	<u>2021 Actual</u>	<u>2022 Adopted</u>
IPS - PS - TRANSPORTATION MUSUEM					
10109065-3100 Outside Services	110,033	109,576	110,033	97,751	113,333
10109065-3231 Telephone	170	182	180	185	180
TOTAL IPS - PS - TRANSPORTATION MUSUEM	<u>110,203</u>	<u>109,758</u>	<u>110,213</u>	<u>97,936</u>	<u>113,513</u>



**GENERAL FUND
INFRASTRUCTURE & PUBLIC SERVICES**

Account	2020 Budget	2020 Actual	2021 Budget	2021 Actual	2022 Adopted
IPS - PS - HOLIDAYS ON THE RIVER					
10109066-1025 Salary Overtime	6,500	4,408	6,500	737	7,500
10109066-2025 State Pension	-	358	-	59	-
10109066-2029 Medicare Tax	-	64	-	11	-
10109066-2030 Social Security	-	273	-	46	-
10109066-3004 Event Advertising	4,500	2,242	-	-	7,500
10109066-3100 Outside Services	137,700	129,482	135,949	77,630	131,500
10109066-3105 Liability Insurance	4,800	4,005	4,800	4,005	4,800
10109066-3170 Repairs & Supplies	14,500	16,711	24,051	24,051	13,600
10109066-3214 Books/Dues/Subscriptions	750	506	1,100	238	1,500
10109066-3225 Uniforms/Prot Clothing	-	-	-	-	750
10109066-3230 Utilities	13,367	18,004	13,661	3,718	13,590
10109066-3998 CC Merchant Fees	2,500	2,334	2,500	551	2,500
10109066-3999 Miscellaneous Expense	-	-	-	-	650
TOTAL IPS - PS - HOLIDAYS ON THE RIVER	<u>184,617</u>	<u>178,388</u>	<u>188,561</u>	<u>111,046</u>	<u>183,890</u>



**GENERAL FUND
INFRASTRUCTURE & PUBLIC SERVICES**

Account	2020 Budget	2020 Actual	2021 Budget	2021 Actual	2022 Adopted
IPS - PS - OTHER SPECIAL EVENTS					
10109068-1025 Salary Overtime	-	608	-	74	-
10109068-2010 Employee Insurance	-	111	-	13	-
10109068-2020 Fire-Police Pension	-	42	-	11	-
10109068-2025 State Pension	-	46	-	-	-
10109068-2029 Medicare Tax	-	12	-	1	-
10109068-2030 Social Security	-	34	-	-	-
10109068-3100 Outside Services	-	13	-	-	-
10109068-3170 Repairs & Supplies	2,850	1,880	756	757	5,000
10109068-3225 Uniforms/Prot Clothing	-	-	1,500	1,458	1,200
10109068-3525 City Events	-	-	-	-	10,000
10109068-3526 Elevate Events	-	-	7,000	15,269	10,000
10109068-3850 Mayors Cup 5K	60,000	2,724	60,000	27,745	60,000
10109068-3852 Live At The Plaza	35,240	3,000	35,240	37,133	35,000
10109068-3853 USAT Triathlon	-	-	4,000	9,147	-
10109068-3854 Household Hazardous Waste	30,500	29,834	30,500	27,588	28,500
10109068-3855 Druid City Arts Festival	-	-	55,000	41,392	55,000
10109068-38001 Ops Continuity - COVID	-	18,719	8,411	8,348	-
10109068-3999 Miscellaneous Expense	14,000	8,348	6,704	5,650	14,000
TOTAL IPS - PS - OTHER SPECIAL EVENTS	142,590	65,371	209,111	174,587	218,700



**GENERAL FUND
INFRASTRUCTURE & PUBLIC SERVICES**

Account	2020 Budget	2020 Actual	2021 Budget	2021 Actual	2022 Adopted
IPS - INFR - ADMINISTRATION					
10109070-1005 Beer Tax Bonus	36,192	33,517	36,542	33,468	37,365
10109070-1015 Salaries	6,852,780	6,446,447	6,751,294	5,855,611	7,387,892
10109070-101501 Salary Reimbursement	-	-	-	(157,000)	-
10109070-1025 Salary Overtime	322,466	376,797	350,000	261,005	360,000
10109070-1030 Wages	5,000	21,350	50,000	48,441	24,000
10109070-1045 Holiday Pay	2,400	1,673	2,400	272	2,215
10109070-2010 Employee Insurance	1,327,792	1,144,205	1,315,822	1,187,288	1,526,750
10109070-2025 State Pension	546,733	536,721	553,277	542,314	642,495
10109070-2029 Medicare Tax	92,569	91,635	90,631	81,797	99,326
10109070-2030 Social Security	395,573	391,808	387,272	349,752	424,423
10109070-3100 Outside Services	487,424	487,424	551,208	551,208	577,446
10109070-3110 Machine Rental	4,840	4,381	4,840	3,878	4,900
10109070-3137 Postage & Freight	3,400	264	3,700	822	3,700
10109070-3138 Operating Forms	2,500	62	1,000	-	2,500
10109070-3155 Office Supplies	6,000	5,815	5,000	4,239	6,000
10109070-3170 Repairs & Supplies	-	-	44,840	40,598	-
10109070-3188 Furniture Supplies	6,500	6,262	-	-	-
10109070-3210 Travel/Education	28,700	7,853	27,200	7,341	19,800
10109070-3212 Car Allowance	8,100	8,100	8,400	8,400	8,400
10109070-3214 Books/Dues/Subscriptions	4,000	200	3,000	120	4,000
10109070-3225 Uniforms/Prot Clothing	49,000	40,584	46,598	36,296	57,050
10109070-3230 Utilities	50,254	98,018	70,560	68,426	67,958
10109070-3231 Telephone	67,000	79,249	103,690	83,176	118,940
10109070-3997 Bad Debt Write Offs (Infr)	-	5,515	-	-	-
10109070-3999 Miscellaneous Expense	1,513	103	1,212	118	2,000
TOTAL IPS - INFR - ADMINISTRATION	<u>10,300,735</u>	<u>9,787,984</u>	<u>10,408,486</u>	<u>9,007,569</u>	<u>11,377,160</u>



**GENERAL FUND
INFRASTRUCTURE & PUBLIC SERVICES**

Account	2020 Budget	2020 Actual	2021 Budget	2021 Actual	2022 Adopted
IPS - INFR - AIRPORT					
10109072-1030 Wages	-	-	-	-	36,000
10109072-3010 Auto-Fuel & Oil	5,000	3,998	5,000	6,261	5,000
10109072-3015 Auto-Maintenance	2,300	6,718	5,000	8,276	5,000
10109072-3086 Public Education	-	-	-	-	150
10109072-3100 Outside Services	41,100	29,469	49,584	26,385	59,890
10109072-3106 Toll Bridge	20	-	20	-	20
10109072-3110 Machine Rental	1,760	2,111	1,500	1,591	1,500
10109072-3137 Postage & Freight	200	31	200	3	200
10109072-3155 Office Supplies	150	-	150	336	150
10109072-3170 Repairs & Supplies	13,500	14,430	17,450	15,268	15,000
10109072-3186 Power-Runway Lights	13,367	11,912	13,661	16,095	13,099
10109072-3188 Furniture Supplies	7,587	7,411	-	-	-
10109072-3210 Travel/Education	4,000	1,971	2,500	1,970	4,000
10109072-3214 Books/Dues/Subscriptions	3,420	4,035	2,420	1,630	2,500
10109072-3215 Trade Organization Dues	-	-	2,800	1,011	2,800
10109072-3225 Uniforms/Prot Clothing	100	-	-	-	1,450
10109072-3231 Telephone	3,620	6,713	10,000	6,755	10,000
10109072-3999 Miscellaneous Expense	2,500	2,275	3,212	-	3,000
TOTAL IPS - INFR - AIRPORT	98,624	91,073	113,497	85,580	159,759



**GENERAL FUND
INFRASTRUCTURE & PUBLIC SERVICES**

Account	2020 Budget	2020 Actual	2021 Budget	2021 Actual	2022 Adopted
IPS - INFR - TRAFFIC					
10109073-3010 Auto-Fuel & Oil	48,471	34,704	45,000	34,387	45,000
10109073-3015 Auto-Maintenance	33,250	52,793	33,250	57,501	33,250
10109073-3100 Outside Services	251,353	107,701	55,300	39,018	90,000
10109073-3106 Toll Bridge	300	255	350	118	-
10109073-3137 Postage & Freight	-	169	-	-	-
10109073-3170 Repairs & Supplies	303,750	268,195	258,991	202,678	299,738
10109073-3185 Power-Street Lights	1,294,864	1,273,652	1,283,851	1,205,307	1,291,411
10109073-3200 Power-Traffic Lights	49,226	46,790	50,309	42,542	47,172
10109073-38001 Ops Continuity - COVID	-	7,273	-	-	-
10109073-3999 Miscellaneous Expense	-	-	212	-	-
10109073-4010 Equipment	-	-	36,000	32,220	-
10109073-4915 Traffic Control Equip	174,696	108,941	123,595	83,173	152,700
TOTAL IPS - INFR - TRAFFIC	<u>2,155,910</u>	<u>1,900,471</u>	<u>1,886,858</u>	<u>1,696,944</u>	<u>1,959,271</u>



**GENERAL FUND
INFRASTRUCTURE & PUBLIC SERVICES**

Account	2020 Budget	2020 Actual	2021 Budget	2021 Actual	2022 Adopted
IPS - INFR - ROW LANDSCAPE					
10109074-3010 Auto-Fuel & Oil	98,988	80,875	98,988	85,653	98,988
10109074-3015 Auto-Maintenance	140,000	271,017	140,000	183,240	140,000
10109074-3100 Outside Services	166,600	182,200	204,600	187,779	276,720
10109074-3106 Toll Bridge	-	8	10	8	-
10109074-3125 Mosquito Control	232,878	232,878	232,878	213,472	232,878
10109074-3170 Repairs & Supplies	143,486	147,597	161,331	144,554	147,000
10109074-3195 Tip Fee	125,447	79,722	70,700	70,261	45,700
10109074-3899 Weather Related Expenses	-	21,836	-	-	-
10109074-3999 Miscellaneous Expense	-	-	212	-	250
10109074-4010 Equipment	-	-	136,650	25,425	-
TOTAL IPS - INFR - ROW LANDSCAPE	<u>907,399</u>	<u>1,016,132</u>	<u>1,045,369</u>	<u>910,393</u>	<u>941,536</u>



**GENERAL FUND
INFRASTRUCTURE & PUBLIC SERVICES**

Account	2020 Budget	2020 Actual	2021 Budget	2021 Actual	2022 Adopted
IPS - INFR - STREET DRAINAGE					
10109077-3010 Auto-Fuel & Oil	72,000	68,968	72,000	71,566	72,000
10109077-3015 Auto-Maintenance	75,000	152,771	75,000	105,999	75,000
10109077-3100 Outside Services	202,000	108,344	232,695	191,866	202,000
10109077-3106 Toll Bridge	3,000	1,737	2,990	388	2,990
10109077-3170 Repairs & Supplies	232,250	316,392	354,690	363,674	194,969
10109077-3216 Regulatory Permits	100	-	100	-	100
10109077-3999 Miscellaneous Expense	-	-	212	170	212
10109077-4010 Equipment	-	-	5,373	5,373	-
10109077-4170 Capital Repairs/Improvements	1,500	1,500	14,660	15,832	-
TOTAL IPS - INFR - STREET DRAINAGE	585,850	649,712	757,720	754,869	547,271

The Mayor is the Chief Executive Officer for the City of Tuscaloosa. The Mayor/Clerk Department consists of the Office of the Mayor, Office of the City Clerk, Communications. Collectively, these four functional areas provide administrative processes to the Mayor and City Council, record Council meetings and preserve historical records, direct and execute the City's communications plans.

Office of the Mayor					
FY 2022 General Fund Budget Summary					
Divisions	2020 Budget	2021 Budget	2022 Budget	Increase/ Decrease	Percentage Change
Mayor/Clerk	\$ 911,591	\$ 864,113	\$ 851,403	\$ (12,710)	-1.5%
Communications	857,811	515,039	817,003	301,964	58.6%
Total	\$ 1,769,402	\$ 1,379,152	\$ 1,668,406	\$ 289,254	21.0%
Expenditure Category					
Salaries/Benefits	\$ 962,468	\$ 851,252	\$ 1,092,406	\$ 241,154	28.3%
Overtime/Wages	7,000	23,000	12,000	(11,000)	-47.8%
Auto Fuel/Maintenance	3,400	2,900	2,900	-	0.0%
Other Operating	796,534	502,000	561,100	59,100	11.8%
Total By Category	\$ 1,769,402	\$ 1,379,152	\$ 1,668,406	\$ 289,254	21.0%

Office of the Mayor Budget Highlights

- Compared to the FY 2021 original budget, overall salaries and benefits increased by \$241,154 due to personnel increases associated with the 2.5% COLA and lifting of the hiring freeze.
- Excluding salaries and benefits, the total departmental budget is level funded, with the following exceptions:
 - \$20,000 increase to travel to re-establish budget to a pre-COVID level.
 - \$100,000 for public safety initiatives
 - \$100,000 decrease due to the move of the Gray Matter contract to Accounting and Finance.
 - \$27,000 increase in for senior leadership training
 - \$25,000 increase in books, dues, and subscriptions
 - \$3,975 overall increase in various operating expenses

Office of the Mayor Goals

Short-Term Goals:	Target Date	Core Belief			
		#1	#2	#3	#4
Build a photography database accessible by employees and media.	12/31/2021				X
Evaluate the "Key Communicators" project and implement structured communications throughout the city.	4/15/2022				X
Reevaluate previous TPD Recruitment campaign and execute revised campaign.	1/1/2022	X			
Build personalized communications plans for each department.	4/1/2022				X

Office of the Mayor Goals (continued)

Short-Term Goals (continued):	Target Date	Core Belief			
		#1	#2	#3	#4
Streamline public records request procedures by implementing software and SOP.	12/31/2021				X
Implement submission and notification system for departments when requesting Council action and agenda discussion.	12/31/2021				X
Complete 2021 elections documentation and storage requirements.	1/31/2022				X


Long-Term Goals:	Target Date	Core Belief			
		#1	#2	#3	#4
Keep web information accessible, accurate and current	Ongoing	X	X	X	X
Implement effective intranet for City of Tuscaloosa internal communications.	Ongoing	X	X	X	X
Build effective 21st century communications.	Ongoing	X	X	X	X
Maximize American Rescue Plan, Federal Infrastructure bill and other federal and state grant funding opportunities over the current administrations term.	Ongoing	X	X	X	

Office of the Mayor Unfunded Requests

Unfunded Initiatives:

 None

Unfunded Equipment:

 None

Unfunded Facility Improvements:

 None

Unfunded Personnel Requests:

 None

Unfunded Technology Requests:

 None



**GENERAL FUND
OFFICE OF THE MAYOR**

Account	2020 Budget	2020 Actual	2021 Budget	2021 Actual	2022 Adopted
MAYOR/CLERK					
10104040-1005 Beer Tax Bonus	1,392	1,172	1,210	967	1,175
10104040-1015 Salaries	520,182	459,601	460,660	424,069	459,113
10104040-101503 Salary Reimbursement - Elevate	(45,000)	(45,202)	(12,750)	(8,924)	-
10104040-1025 Salary Overtime	2,000	4,043	2,000	3,245	2,000
10104040-2010 Employee Insurance	64,645	51,002	54,568	48,939	61,563
10104040-2025 State Pension	31,296	27,715	28,828	24,521	28,041
10104040-2027 Mayors Retirement	7,505	7,472	7,505	7,472	7,505
10104040-2029 Medicare Tax	7,089	6,594	6,311	6,039	6,220
10104040-2030 Social Security	29,764	27,371	26,756	24,831	26,586
10104040-3005 Legal Advertising	74,000	69,479	75,000	51,900	75,000
10104040-3010 Auto-Fuel & Oil	2,500	1,065	2,000	989	2,000
10104040-3015 Auto-Maintenance	900	324	900	690	900
10104040-3065 Election Expense	5,384	5,185	5,038	5,038	1,000
10104040-3100 Outside Services	113,800	129,560	125,800	146,678	29,400
10104040-3110 Machine Rental	10,000	7,417	8,500	7,003	8,500
10104040-3137 Postage & Freight	1,000	1,328	1,000	1,504	1,000
10104040-3138 Operating Forms	300	-	100	92	100
10104040-3155 Office Supplies	4,500	2,363	3,000	6,523	4,500
10104040-3156 Maintenance Contracts	3,850	4,864	5,000	4,844	5,000
10104040-3170 Repairs & Supplies	2,500	628	2,000	2,274	2,000
10104040-3209 Mayor Travel/Ed.	-	162	-	1,121	20,000
10104040-3209 Mayor Travel/Ed.-Dining	-	68	-	-	-
10104040-3209 Mayor Travel/Ed.-Transport.	-	1,344	-	-	-
10104040-3209 Mayor Travel/Ed.-Lodging	-	858	-	-	-
10104040-3209 Mayor Travel/Ed.-Registrations	-	817	-	-	-
10104040-3210 Travel/Education	19,000	2,675	-	1,940	27,000
10104040-3212 Car Allowance	18,600	18,600	18,600	14,500	13,800
10104040-3214 Books/Dues/Subscriptions	21,384	24,773	35,587	40,085	59,000
10104040-3225 Uniforms/Prot Clothing	-	-	-	300	-
10104040-3231 Telephone	5,000	5,807	4,000	4,517	5,000
10104040-38001 Ops Continuity - COVID	-	3,253	-	-	-
10104040-38991 Weather Event 2	-	311	-	-	-
10104040-3999 Miscellaneous Expense	10,000	6,108	2,500	3,288	5,000
10104040-4010 Equipment	-	6,368	-	-	-
TOTAL MAYOR/CLERK	911,591	833,126	864,113	824,444	851,403



**GENERAL FUND
OFFICE OF THE MAYOR**

Account	2020 Budget	2020 Actual	2021 Budget	2021 Actual	2022 Adopted
MAYOR - COMMUNICATIONS					
10104045-1005 Beer Tax Bonus	928	763	968	967	1,410
10104045-1015 Salaries	307,049	242,754	247,162	266,281	366,339
10104045-101503 Salary Reimbursement - Elevate	(61,919)	(62,661)	(63,356)	(48,433)	-
10104045-1030 Wages	5,000	7,575	21,000	7,561	10,000
10104045-2010 Employee Insurance	35,679	22,724	24,314	25,130	51,345
10104045-2025 State Pension	15,539	18,001	19,492	21,177	30,107
10104045-2029 Medicare Tax	3,417	3,633	3,599	3,917	5,157
10104045-2030 Social Security	14,602	15,534	15,385	16,749	22,045
10104045-3100 Outside Services	476,600	293,354	167,515	146,950	280,000
10104045-3138 Operating Forms	100	270	100	-	100
10104045-3155 Office Supplies	750	695	500	167	500
10104045-3170 Repairs & Supplies	2,250	10,635	1,000	10,149	1,000
10104045-3188 Furniture Supplies	-	547	-	-	-
10104045-3210 Travel/Education	10,000	136	5,000	446	5,000
10104045-3212 Car Allowance	11,700	11,700	12,000	8,700	12,000
10104045-3214 Books/Dues/Subscriptions	25,000	20,303	26,485	40,139	25,000
10104045-3225 Uniforms/Prot Clothing	500	-	-	-	-
10104045-3231 Telephone	5,000	5,776	5,000	5,443	6,000
10104045-38001 Ops Continuity - COVID	-	57,369	27,875	-	-
10104045-3980 Years of Service Project	4,616	-	-	-	-
10104045-3999 Miscellaneous Expense	1,000	4,087	1,000	127	1,000
TOTAL MAYOR - COMMUNICATIONS	857,811	653,193	515,039	505,468	817,003

The mission of Tuscaloosa Municipal Court is to provide excellent customer service in a professional and positive manner to all citizens. Municipal Court is the Judicial Branch of Government, the mechanism that upholds the rule of law. Our role, and responsibility is to process all offenses/violations that occur within the municipality. Our department's operating hours are 7:00am to 5:00pm, 5 days a week. However, we are available to provide support services to law enforcement 7 days a week. We are here to effectively, and efficiently meet the needs of our citizens.

Municipal Court FY 2022 General Fund Budget Summary					
Divisions	2020 Budget	2021 Budget	2022 Budget	Increase/ Decrease	Percentage Change
Municipal Court	\$ 1,092,080	\$ 1,083,217	\$ 1,117,137	\$ 33,920	3.1%
Total	\$ 1,092,080	\$ 1,083,217	\$ 1,117,137	\$ 33,920	3.1%
Expenditure Category					
Salaries/Benefits	\$ 1,006,106	\$ 1,015,077	\$ 1,049,337	\$ 34,260	3.4%
Overtime/Wages	-	-	-	-	0.0%
Auto Fuel/Maintenance	2,574	1,800	2,274	474	26.3%
Bank Charges	20,000	8,890	1,000	(7,890)	-88.8%
Other Operating	63,400	57,450	64,526	7,076	12.3%
Total By Category	\$ 1,092,080	\$ 1,083,217	\$ 1,117,137	\$ 33,920	3.1%

Municipal Court Budget Highlights

- Compared to the FY 2021 original budget, overall salaries and benefits increased by \$34,260 due to personnel increases associated with the 2.5% COLA and lifting of the hiring freeze.
- Excluding salaries and benefits, the total departmental budget is level funded.

Municipal Court Goals

Short-Term Goals:	Target Date	Core Belief			
		#1	#2	#3	#4
2 new Magistrates to complete cross-training processes	12/31/2022				X
Go-Live Municipal Court software (Pioneer)	1/31/2022				X
Completing scanning project on all closed case files	12/31/2021				X
Acquiring new equipment to enhance Pioneer software's efficiency (scanners, signature pads, lobby check-in kiosk)	12/31/2021				X
Establishing a Mental Health Court	12/31/2021	X			

Municipal Court Goals (continued)

Long-Term Goals:	Target Date	Core Belief			
		#1	#2	#3	#4
Continuing to forward outstanding writs to RRU for collection	Continuous				X
Transitioning Court to a paperless entity	12/31/2022				X
Renovate/Restructure first floor to make staff more accessible to the public	12/31/2024				X
Growing and enhancing Veteran's court program	Continuous	X			

Municipal Court Unfunded Requests

Unfunded Initiatives:

➤ Office Furniture	TBD
Total Unfunded Initiatives	\$ -

Unfunded Equipment:

➤ None

Unfunded Facility Improvements:

➤ Municipal Court Office - Improvements	\$ 75,000
➤ Municipal Court Office - Repairs	5,000
Total Unfunded Facility Improvements	\$ 80,000

Unfunded Personnel Requests:

➤ None

Unfunded Technology Requests:

➤ (17) Document Scanners	\$ 9,350
Total Unfunded Technology Improvements	\$ 9,350



**GENERAL FUND
MUNICIPAL COURT**

Account	2020 Budget	2020 Actual	2021 Budget	2021 Actual	2022 Adopted
MUNICIPAL COURT					
10103010-1005 Beer Tax Bonus	3,248	3,042	3,388	3,204	3,290
10103010-1015 Salaries	756,725	737,871	762,223	714,941	779,270
10103010-1025 Salary Overtime	-	21	-	2,341	-
10103010-2010 Employee Insurance	121,812	111,570	121,466	116,469	133,891
10103010-2025 State Pension	60,468	58,977	64,035	63,353	68,685
10103010-2029 Medicare Tax	10,287	10,105	10,308	9,734	10,353
10103010-2030 Social Security	43,966	43,208	44,057	41,619	44,248
10103010-3010 Auto-Fuel & Oil	1,974	665	1,500	591	1,974
10103010-3015 Auto-Maintenance	600	-	300	149	300
10103010-3100 Outside Services	16,000	9,433	7,000	4,658	7,000
10103010-3110 Machine Rental	5,000	3,498	5,000	2,745	5,000
10103010-3137 Postage & Freight	9,000	7,908	8,100	8,034	9,500
10103010-3138 Operating Forms	3,000	2,904	3,000	2,762	3,000
10103010-3155 Office Supplies	9,750	8,832	14,700	12,644	12,000
10103010-3170 Repairs & Supplies	2,500	1,046	4,500	3,694	6,500
10103010-3210 Travel/Education	9,000	2,259	4,000	3,339	9,500
10103010-3212 Car Allowance	9,600	9,600	9,600	9,600	9,600
10103010-3214 Books/Dues/Subscriptions	2,000	1,256	3,200	3,269	3,000
10103010-3225 Uniforms/Prot Clothing	1,350	928	-	-	2,000
10103010-3231 Telephone	5,500	6,311	7,500	7,590	6,500
10103010-38001 Ops Continuity - COVID 19	-	-	340	340	-
10103010-3995 Bank Charges	20,000	12,696	8,890	3,985	1,000
10103010-3999 Miscellaneous Expense	300	-	-	-	526
10103010-4010 Equipment	-	-	110	-	-
MUNICIPAL COURT	<u>1,092,080</u>	<u>1,032,127</u>	<u>1,083,217</u>	<u>1,015,061</u>	<u>1,117,137</u>



This page intentionally left blank.

The Office of the City Attorney (OCA) serves as legal counsel to the City of Tuscaloosa.

The broad range of services provided by the Attorneys and Support Staff in this office include:

- Legal advice to elected and non-elected city officials
- Drafting ordinances, resolutions, policies and other documents
- Contract negotiation, drafting, review and execution
- Monitoring City policies and procedures for compliance with state and federal law
- Litigation in state and federal courts at both the trial and appellate level
- Claims and collections
- Property acquisition services for the City
- Prosecution of criminal offenses in municipal court and on appeal to state circuit court

Office of the City Attorney FY 2022 General Fund Budget Summary					
Divisions	2020 Budget	2021 Budget	2022 Budget	Increase/ Decrease	Percentage Change
Office of the City Attorney	\$ 1,870,708	\$ 1,823,995	\$ 2,107,612	\$ 283,617	15.5%
Claims and Judgements	140,044	98,400	99,500	1,100	1.1%
Total	\$ 2,010,751	\$ 1,922,395	\$ 2,207,112	\$ 284,717	14.8%
Expenditure Category					
Salaries/Benefits	\$ 1,600,107	\$ 1,557,588	\$ 1,750,511	\$ 192,923	12.4%
Overtime/Wages	11,000	-	-	-	0.0%
Auto Fuel/Maintenance	400	200	200	-	0.0%
Court Costs	8,000	7,000	7,000	-	0.0%
Claims and Judgements	92,900	91,400	92,500	1,100	1.2%
Other Operating	298,345	266,207	356,901	90,694	34.1%
Total By Category	\$ 2,010,751	\$ 1,922,395	\$ 2,207,112	\$ 284,717	14.8%

Office of the City Attorney Budget Highlights

- Compared to the FY 2021 original budget, overall salaries and benefits increased by \$164,717 due to personnel increases associated with the 2.5% COLA and lifting of the hiring freeze, as well as an increase of \$14,494 related to personnel
- Excluding salaries and benefits, the total departmental budget is level funded, with the following exceptions:
 - \$100,000 increase for legal advertising and code updates as it relates to the framework master plan.
 - \$20,000 increase in outside services

Office of the City Attorney Goals

Short-Term Goals:	Target Date	Core Belief			
		#1	#2	#3	#4
OCA Technology Upgrade	Fall 2022	X		X	X
Develop succession plan; integrate staff cross-training in preparation for succession plan	Fall 2022				X
Enhance/re-implement/develop training targeted at public records, bid law, and public works contracts	Fall 2022			X	X

Long-Term Goals:	Target Date	Core Belief			
		#1	#2	#3	#4
Make OCA more ADA compliant	Ongoing	X			
Invest in department to create a more inviting space for both employees and citizens while increasing physical activity.	Ongoing	X	X		X

Office of the City Attorney Unfunded Requests

Unfunded Initiatives:

➤ Increase Travel/Education	\$ 3,000
➤ Make OCA More ADA Compliant	TBD
➤ Increase Physical Security Measures	TBD
Total Unfunded Initiatives	\$ 3,000

Unfunded Equipment:

➤ None

Unfunded Facility Improvements:

➤ None

Unfunded Personnel Requests:

➤ None

Unfunded Technology Requests:

➤ None



**GENERAL FUND
OFFICE OF THE CITY ATTORNEY**

Account	2020 Budget	2020 Actual	2021 Budget	2021 Actual	2022 Adopted
OFFICE OF THE CITY ATTORNEY					
10104080-1005 Beer Tax Bonus	3,248	3,377	3,630	3,591	3,760
10104080-1015 Salaries	1,352,216	1,277,182	1,290,191	1,240,608	1,392,204
10104080-101501 Salary Reimbursement	(2,951)	(5,691)	(2,562)	(478)	(15,178)
10104080-101503 Salary Reimbursement - Elevate	(108,959)	(72,281)	(82,559)	(62,087)	-
10104080-1025 Salary Overtime	-	4,683	-	-	-
10104080-1030 Wages	11,000	15,299	-	-	-
10104080-2010 Employee Insurance	150,799	128,130	131,829	110,451	138,156
10104080-2025 State Pension	109,150	108,717	116,359	106,677	126,132
10104080-2029 Medicare Tax	17,558	17,878	18,316	17,229	19,198
10104080-2030 Social Security	74,246	75,555	77,584	72,456	81,439
10104080-3005 Legal Advertising	76,500	80,054	59,838	42,617	165,000
10104080-3010 Auto-Fuel & Oil	150	67	100	47	100
10104080-3015 Auto-Maintenance	250	115	100	1,780	100
10104080-3056 Code Updates	12,000	10,646	20,000	9,035	20,000
10104080-3100 Outside Services	89,000	87,546	82,500	84,652	100,000
10104080-3105 Liability Insurance	7,400	7,398	8,500	8,474	7,400
10104080-3110 Machine Rental	5,500	5,030	5,500	5,230	5,500
10104080-3137 Postage & Freight	2,500	2,283	2,000	1,733	2,000
10104080-3138 Operating Forms	500	500	500	54	500
10104080-3155 Office Supplies	5,020	5,257	4,800	3,555	4,800
10104080-3156 Maintenance Contracts	4,200	3,649	4,000	2,874	4,000
10104080-3170 Repairs & Supplies	3,900	3,807	17,836	3,485	1,000
10104080-3188 Furniture Supplies	-	-	14,232	14,212	200
10104080-3210 Travel/Education	9,000	2,825	4,500	3,970	4,500
10104080-3212 Car Allowance	4,800	4,800	4,800	4,800	4,800
10104080-3214 Books/Dues/Subscriptions	31,401	34,006	31,401	29,688	31,401
10104080-3231 Telephone	11,200	11,173	10,000	9,733	10,000
10104080-38001 Ops Continuity - COVID	-	3,182	-	-	-
10104080-3999 Miscellaneous Expense	1,080	1,039	600	184	600
TOTAL OFFICE OF THE CITY ATTORNEY	<u>1,870,708</u>	<u>1,816,226</u>	<u>1,823,995</u>	<u>1,714,571</u>	<u>2,107,612</u>



**GENERAL FUND
OFFICE OF THE CITY ATTORNEY**

Account	2020 Budget	2020 Actual	2021 Budget	2021 Actual	2022 Adopted
OCA - CLAIMS AND JUDGEMENTS					
10104081-3055 Court Cost	8,000	6,881	7,000	3,770	7,000
10104081-3060 Damage Claims	75,400	105,471	75,000	64,022	75,000
10104081-3063 Condemnation Claims	3,000	-	1,000	-	1,000
10104081-3064 Judgments	14,500	-	15,400	-	16,500
10104081-9995 Settlements	39,144	39,144	-	-	-
TOTAL OCA - CLAIMS AND JUDGEMENTS	140,044	151,496	98,400	67,792	99,500

Urban Development is an office of 54 customer service-oriented employees in five divisions – Administration and Economic Development; Planning; Building and Inspections; Water and Sewer Customer Service; and Special Projects. Urban Development embodies three of Mayor Maddox’s four core values and works to make Tuscaloosa the most accountable, innovative, and effectively managed city in the United States. Through repeated interactions with our citizens, we have myriad opportunities each year to provide an elite customer service experience.

Office of Urban Development FY 2022 General Fund Budget Summary					
Divisions	2020 Budget	2021 Budget	2022 Budget	Increase/ Decrease	Percentage Change
Administration	\$ 809,394	\$ 732,661	\$ 943,814	\$ 211,153	28.8%
Planning	950,260	919,559	947,095	27,537	3.0%
Building and Inspections	1,768,594	1,693,803	1,816,026	122,223	7.2%
Total	\$ 3,528,248	\$ 3,346,023	\$ 3,706,935	\$ 360,913	10.8%
Expenditure Category					
Salaries/Benefits	\$ 3,127,728	\$ 3,063,670	\$ 3,418,600	\$ 354,930	11.6%
Overtime/Wages	5,000	1,000	1,000	-	0.0%
Auto Fuel/Maintenance	36,011	37,082	35,582	(1,500)	-4.0%
Other Operating	359,509	244,271	251,753	7,483	3.1%
Total By Category	\$ 3,528,248	\$ 3,346,023	\$ 3,706,935	\$ 360,913	10.8%

Office of Urban Development Budget Highlights

- Compared to the FY 2021 original budget, overall salaries and benefits increased by \$351,630 due to personnel increases associated with the 2.5% COLA and lifting of the hiring freeze.
- Excluding salaries and benefits, the total departmental budget is level funded, with the following exceptions:
 - \$5,500 increase in training/education to renew certificates that are coming due during FY 2022.
 - \$16,800 overall increase in various operating expenses

Office of Urban Development Goals

Short-Term Goals:	Target Date	Core Belief			
		#1	#2	#3	#4
Implement Framework: Code update and economic growth	2022		X	X	X
Develop a proactive and neighborhood-centric code enforcement model	2022		X		X
Provide high-quality and focused employee training and professional development opportunities	2022				X
Modernize organizational structure in advance of upcoming retirements	2022-2023				X
Implement and integrate City View across workflows and processes, including working with other departments	2021-2022		X		X

Office of Urban Development Goals (continued)

Short-Term Goals (continued):	Target Date	Core Belief			
		#1	#2	#3	#4
Weekly stakeholder engagement by department leadership	Ongoing				X
Develop a briefing system for the Mayor's office	2021-2022				X
Integrate code enforcement data to assist with community policing and neighborhood protection	Ongoing	X	X		X
Implement International Code Council 2021 building code updates	2022	X			X
Saban Center: Planning, design, and fundraising activities	2021-2024		X	X	

Long-Term Goals:	Target Date	Core Belief			
		#1	#2	#3	#4
Utilize island annexation for neighborhood protection, financial management, and strategic growth	Ongoing		X	X	
Revamp community economic development model	Ongoing		X	X	X
Use City View reports to analyze performance metrics and accountability	Ongoing				X
Assist TPD and TFR with site location to maximize long-term effectiveness	Ongoing	X	X		X
Saban Center: Successful grand opening	2024-2025		X	X	X

Office of Urban Development Unfunded Requests

Unfunded Initiatives:

Leadership training	TBD
Increase in outside services budget	40,000
Total Unfunded Initiatives	\$ 40,000

Unfunded Equipment:

(2) 1/2-ton Pickup Truck	\$ 63,000
Total Unfunded Equipment Requests	\$ 63,000

Unfunded Facility Improvements:

None

Unfunded Personnel Requests:

Associate Building Official	\$ 93,864
Total Unfunded Personnel Requests	\$ 93,864

Unfunded Technology Requests:

None



**GENERAL FUND
OFFICE OF URBAN DEVELOPMENT**

Account	2020 Budget	2020 Actual	2021 Budget	2021 Actual	2022 Adopted
UD - ADMINISTRATION AND ECON DEV					
10109080-1005 Beer Tax Bonus	1,624	1,430	1,694	1,691	1,645
10109080-1015 Salaries	588,162	579,236	596,014	565,542	613,169
10109080-101503 Salary Reimbursement - Elevate	(184,000)	(184,072)	(179,797)	(139,223)	-
10109080-2010 Employee Insurance	72,864	59,007	63,147	60,825	65,372
10109080-2025 State Pension	42,525	41,965	46,057	46,676	51,098
10109080-2029 Medicare Tax	8,205	8,307	8,267	8,131	8,493
10109080-2030 Social Security	35,089	35,519	35,129	33,997	36,212
10109080-3100 Outside Services	185,000	175,081	125,125	125,125	108,500
10109080-3110 Machine Rental	2,500	1,032	2,144	1,406	3,000
10109080-3137 Postage & Freight	75	4	75	46	15
10109080-3138 Operating Forms	54	54	56	54	-
10109080-3155 Office Supplies	1,400	647	350	79	350
10109080-3170 Repairs & Supplies	5,075	4,326	500	274	8,375
10109080-3210 Travel/Education	19,421	1,093	3,200	1,669	16,885
10109080-3212 Car Allowance	24,000	24,000	24,000	23,400	24,000
10109080-3214 Books/Dues/Subscriptions	2,500	1,999	2,100	1,801	2,100
10109080-3231 Telephone	4,400	3,893	4,400	3,462	4,400
10109080-38001 Ops Continuity - COVID	-	1,899	-	-	-
10109080-3899 Weather Related Expenses	-	48	-	-	-
10109080-3999 Miscellaneous Expense	500	196	200	60	200
TOTAL UD - ADMINISTRATION AND ECON DEV	<u>809,394</u>	<u>755,663</u>	<u>732,661</u>	<u>735,016</u>	<u>943,814</u>



**GENERAL FUND
OFFICE OF URBAN DEVELOPMENT**

Account	2020 Budget	2020 Actual	2021 Budget	2021 Actual	2022 Adopted
UD - PLANNING					
10109086-1005 Beer Tax Bonus	2,784	2,393	2,904	2,517	2,820
10109086-1015 Salaries	699,578	605,869	649,937	558,920	672,444
10109086-1025 Salary Overtime	2,500	29	500	-	500
10109086-2010 Employee Insurance	72,567	72,282	103,679	77,304	108,431
10109086-2025 State Pension	48,302	41,978	48,360	42,866	53,714
10109086-2029 Medicare Tax	9,899	8,326	8,755	7,606	9,044
10109086-2030 Social Security	42,307	35,600	37,418	32,523	38,654
10109086-3005 Legal Advertising	10,000	9,729	13,000	12,616	10,000
10109086-3010 Auto-Fuel & Oil	1,500	705	1,500	745	1,500
10109086-3015 Auto-Maintenance	929	928	500	80	500
10109086-3110 Machine Rental	12,500	8,132	7,500	6,605	9,000
10109086-3137 Postage & Freight	12,750	12,378	11,300	12,109	10,000
10109086-3138 Operating Forms	1,500	1,380	750	566	750
10109086-3155 Office Supplies	2,500	2,164	1,150	1,051	1,150
10109086-3170 Repairs & Supplies	6,900	5,229	1,000	898	7,850
10109086-3188 Furniture Supplies	400	-	-	-	-
10109086-3210 Travel/Education	2,871	1,166	2,540	1,622	1,940
10109086-3212 Car Allowance	4,800	4,800	4,800	4,800	4,800
10109086-3214 Books/Dues/Subscriptions	3,275	2,970	2,800	2,153	3,600
10109086-3225 Uniforms/Prot Clothing	2,000	799	500	235	500
10109086-3231 Telephone	7,398	5,960	6,398	5,996	7,398
10109086-38001 Ops Continuity - COVID	-	5,633	13,018	5,978	-
10109086-3999 Miscellaneous Expense	3,000	2,318	1,250	701	2,500
TOTAL UD - PLANNING	950,260	830,764	919,559	777,889	947,095



**GENERAL FUND
OFFICE OF URBAN DEVELOPMENT**

Account	2020 Budget	2020 Actual	2021 Budget	2021 Actual	2022 Adopted
UD - BUILDING AND INSPECTIONS					
10109088-1005 Beer Tax Bonus	5,104	4,742	4,840	4,833	4,935
10109088-1015 Salaries	1,266,374	1,215,186	1,224,668	1,215,532	1,306,058
10109088-1025 Salary Overtime	2,500	73	500	480	500
10109088-2010 Employee Insurance	188,363	171,306	184,353	182,102	202,997
10109088-2025 State Pension	108,779	106,196	111,831	112,087	121,620
10109088-2029 Medicare Tax	17,142	16,564	16,612	16,562	17,651
10109088-2030 Social Security	73,260	70,829	71,002	70,813	75,443
10109088-3010 Auto-Fuel & Oil	26,582	19,181	26,582	24,360	26,582
10109088-3015 Auto-Maintenance	7,000	6,183	8,500	7,292	7,000
10109088-3106 Toll Bridge	25	8	25	17	25
10109088-3110 Machine Rental	5,000	4,485	5,000	4,380	5,000
10109088-3137 Postage & Freight	1,500	936	1,500	550	1,500
10109088-3138 Operating Forms	5,000	1,509	5,000	3,364	5,000
10109088-3155 Office Supplies	3,500	3,162	2,500	1,381	2,500
10109088-3170 Repairs & Supplies	3,000	1,433	1,500	860	3,325
10109088-3210 Travel/Education	24,900	4,219	5,000	1,137	10,000
10109088-3214 Books/Dues/Subscriptions	3,875	2,978	2,700	2,477	2,700
10109088-3225 Uniforms/Prot Clothing	5,600	5,597	2,100	2,071	2,100
10109088-3231 Telephone	21,090	18,608	19,590	16,568	21,090
10109088-38001 Ops Continuity - COVID	-	570	-	-	-
TOTAL UD - BUILDING AND INSPECTIONS	<u>1,768,594</u>	<u>1,653,765</u>	<u>1,693,803</u>	<u>1,666,864</u>	<u>1,816,026</u>



This page intentionally left blank.

Tuscaloosa Police Department is the City's main law enforcement operation focusing on providing a safer community for all citizens and visitors.

TPD's strategic focus on crime prevention for 2022 and the coming years will emphasize on six key areas:

- ▶ Development of a cyber-intelligence unit and a forensics unit
- ▶ Crime suppression and prevention
- ▶ Expanded community engagement and outreach
- ▶ Recruitment, retention, and training
- ▶ Officer safety, health, and wellness
- ▶ Continued transparency and accountability

Police Department FY 2022 General Fund Budget Summary					
Divisions	2020 Budget	2021 Budget	2022 Budget	Increase/ Decrease	Percentage Change
Police	\$ 33,599,542	\$ 33,446,697	\$ 35,447,879	\$ 2,001,182	-6.0%
Police - School Security	770,004	322,092	437,498	115,406	35.8%
Total	\$ 34,369,546	\$ 33,768,789	\$ 35,885,377	\$ 2,116,588	6.3%
Expenditure Category					
Salaries/Benefits	\$ 28,417,961	\$ 28,172,049	\$ 30,418,391	\$ 2,246,342	8.0%
Overtime/Wages/Holiday Pay	3,515,000	3,357,136	3,412,606	55,470	1.7%
Auto Fuel/Maintenance	720,000	720,000	720,000	-	0.0%
Lease Payments	268,981	170,925	75,000	(95,925)	-56.1%
Maintenance Contracts	13,500	17,800	87,000	69,200	388.8%
Uniforms/Protective Clothing	175,000	190,000	195,000	5,000	2.6%
Capital Outlay	187,840	86,492	25,000	(61,492)	-71.1%
Other Operating	1,071,264	1,054,387	952,380	(102,007)	-9.7%
Total By Category	\$ 34,369,546	\$ 33,768,789	\$ 35,885,377	\$ 2,116,588	6.3%

Police Department Budget Highlights

- ▶ Compared to the FY 2021 original budget, overall salaries and benefits increased by \$2,241,342 due to personnel increases associated with the 2.5% COLA, lifting of the hiring freeze, implementation of the new public safety pay plan, reclassification of three positions to Telecommunicator, and the transfer of a position from IT.
- ▶ Excluding salaries and benefits, the total departmental budget is level funded, with the following exceptions:
 - \$55,000 increase in repairs and supplies for equipment purchases
 - \$25,000 increase in equipment for the replacement of a K9 officer
 - \$55,470 increase in holiday pay associated with the addition of the Juneteenth holiday
- ▶ The City of Tuscaloosa received CARES Act funding for various expenses incurred in FY 2020 and FY 2021. Therefore, a majority of the budgeted decrease within the Other Operating category can be attributed to the increased COVID-19 funding and expenses in FY 2021.

Police Department Goals

Short-Term Goals:	Target Date	Core Belief			
		#1	#2	#3	#4
Create & Implement a new pay plan for TPD	10/1/2021	X			
Switch to RSA Pension	2022-2023	X			
Adequate staffing to TPD Dispatch (3 Additional)	10/1/2021	X			
Forensics Lab Operational and Certified	10/1/2022	X			
Locate and Acquire Compstat Software	1/1/2022	X			
Expand Cyber Capability Through Equipment (Cameras)	1/1/2022	X			
Finish Red Dot Transition	1/1/2022	X			

Long-Term Goals:	Target Date	Core Belief			
		#1	#2	#3	#4
New Training Facility	10/1/2024	X			

Police Department Unfunded Requests

Unfunded Initiatives:

➤ New Firing Range and Training Facility	\$ 15,000,000
➤ Purchase the Corder Real Estate Property	550,000
Total Unfunded Initiatives	\$ 15,550,000

Unfunded Equipment:

➤ None

Unfunded Facility Improvements:

➤ None

Unfunded Personnel Requests:

➤ None

Unfunded Technology Requests:

➤ None



**GENERAL FUND
POLICE**

Account		2020 Budget	2020 Actual	2021 Budget	2021 Actual	2022 Adopted
POLICE						
10105010-1005	Beer Tax Bonus	158,302	159,921	165,626	163,730	167,787
10105010-1010	Longevity Bonus	83,700	85,700	82,800	82,800	80,900
10105010-1011	Supp Longevity Bonus	85,050	88,550	84,950	86,950	84,600
10105010-1015	Salaries	20,680,847	20,079,206	20,478,022	19,044,436	22,254,853
10105010-1025	Salary Overtime	3,000,000	3,150,225	2,842,136	2,896,729	2,842,136
10105010-1045	Holiday Pay	515,000	515,032	515,000	520,836	570,470
10105010-2010	Employee Insurance	2,958,604	2,820,372	3,360,869	2,909,716	3,257,268
10105010-2020	Fire-Police Pension	2,798,406	2,646,177	2,853,265	2,734,517	3,239,522
10105010-2021	F&P Supplemental Pension	75,000	75,000	75,000	-	75,000
10105010-2025	State Pension	298,377	321,581	257,842	293,503	297,341
10105010-2029	Medicare Tax	282,326	325,063	276,771	310,512	287,269
10105010-2030	Social Security	196,345	236,643	172,812	206,729	194,353
10105010-3010	Auto-Fuel & Oil	460,000	365,695	460,000	428,199	460,000
10105010-3015	Auto-Maintenance	260,000	382,922	260,000	417,605	260,000
10105010-3075	Helicopter	96,500	96,230	56,264	39,918	75,000
10105010-3079	Range Training	7,920	7,413	7,000	6,809	10,000
10105010-3086	Public Education	11,000	9,306	4,100	2,169	15,000
10105010-3100	Outside Services	74,160	70,633	93,000	92,705	100,000
10105010-3109	Lease Payments	268,981	269,056	170,925	163,107	75,000
10105010-3110	Machine Rental	33,000	44,208	33,000	39,019	33,000
10105010-3111	Office Rent	1,500	1,579	1,900	1,753	1,700
10105010-3137	Postage & Freight	10,000	9,154	6,000	6,964	8,000
10105010-3138	Operating Forms	14,000	13,114	14,000	9,484	14,000
10105010-3155	Office Supplies	43,800	37,519	45,000	27,386	45,000
10105010-3156	Maintenance Contracts	13,500	11,892	17,800	17,038	87,000
10105010-3170	Repairs & Supplies	126,910	130,420	125,745	119,598	135,000
10105010-3175	Weapons And Gear	209,507	199,008	66,872	63,652	60,000
10105010-3181	Ammunition	76,000	73,921	72,786	68,022	70,000
10105010-3188	Furniture Supplies	2,812	2,812	-	-	-
10105010-3210	Travel/Education	62,500	57,228	69,000	66,631	60,000
10105010-3213	Clothing Allowance	56,000	56,599	56,000	62,597	56,000
10105010-3214	Books/Dues/Subscriptions	44,705	26,600	44,180	41,404	66,480
10105010-3216	Regulatory Permits	200	180	200	180	200
10105010-3225	Uniforms/Prot Clothing	155,000	157,258	180,000	193,206	185,000
10105010-3231	Telephone	235,000	256,365	235,000	210,043	235,000
10105010-3700	HSG Donated Equip Under 5K	-	5,269	-	-	-
10105010-38001	Ops Continuity - COVID	-	10,454	155,041	41	-
10105010-3996	Wrecker Service	14,250	11,153	15,000	16,357	15,000
10105010-3999	Miscellaneous Expense	2,500	2,488	6,300	6,240	5,000
10105010-4010	Equipment	187,840	187,830	86,492	60,855	25,000
TOTAL POLICE		33,599,542	32,999,775	33,446,697	31,411,440	35,447,879



**GENERAL FUND
POLICE**

Account	2020 Budget	2020 Actual	2021 Budget	2021 Actual	2022 Adopted
POLICE - SCHOOL SECURITY					
10105011-1005 Beer Tax Bonus	3,712	1,883	1,694	1,547	2,115
10105011-1015 Salaries	531,308	241,718	226,555	179,672	295,647
10105011-1025 Salary Overtime	-	18,479	-	12,320	-
10105011-2010 Employee Insurance	126,292	47,800	49,462	40,476	83,988
10105011-2025 State Pension	38,981	16,062	14,820	13,564	21,969
10105011-2029 Medicare Tax	6,928	3,431	2,952	2,506	3,752
10105011-2030 Social Security	37,783	14,668	12,609	10,714	16,027
10105011-3175 Weapons And Gear	5,000	-	4,000	-	4,000
10105011-3225 Uniforms/Prot Clothing	20,000	1,365	10,000	-	10,000
TOTAL POLICE - SCHOOL SECURITY	770,004	345,404	322,092	260,799	437,498



**GENERAL FUND
OTHER OPERATING**

Account		2020 Budget	2020 Actual	2021 Budget	2021 Actual	2022 Adopted
DEBT SERVICE						
10119010-5020	General Warrants - Principal	4,556,960	4,560,386	4,115,386	4,155,386	4,930,596
10119010-5021	Pmnt To Escrow-Refunded Warr	-	26,112,418	-	-	-
10119010-5030	Interest Warrants - Gen	3,239,174	3,239,174	3,589,791	4,277,929	4,661,738
10119010-5032	Interest On Line Of Credit	-	-	25,000	-	-
10119010-5045	Fees - Debt Issues	26,000	231,830	10,000	7,036	15,000
TOTAL DEBT SERVICE		<u>7,822,134</u>	<u>34,143,808</u>	<u>7,740,177</u>	<u>8,440,351</u>	<u>9,607,334</u>



**GENERAL FUND
OTHER OPERATING**

Account		2020 Budget	2020 Actual	2021 Budget	2021 Actual	2022 Adopted
COST SHARING ARRANGEMENTS						
10113010-1030	Wages - BOE	80,000	31,787	70,000	35,191	60,000
10113010-2029	Medicare Tax - BOE	1,162	461	2,042	510	2,068
10113010-2030	Social Security - BOE	4,960	1,971	8,666	2,182	8,800
10114010-3230	Utilities - PARA	-	381	-	393	-
10117010-3010	Fuel & Oil- PATA Reim	179,101	123,780	179,315	123,487	179,315
10117010-3015	Auto Maintenance - PATA	214	214	-	-	-
10117010-7062	Security - PATA Reimb	109,039	109,039	109,039	109,039	109,039
10109010-3010	Fuel & Oil- Black Warrior Reim	44,218	-	44,218	-	-
10117150-3010	Fuel & Oil- Focus Reim	-	30	-	-	-
10117010-7063	PATA-UA Route	85,040	85,040	85,040	85,040	85,040
10117020-3100	Outside Service - Personnel BD	18,000	18,000	18,000	18,000	18,000
10117030-7070	Tax Equalization Board	-	140	-	-	-
10107020-3030	Jail Cost	500,000	578,853	500,000	500,198	600,000
10117050-3230	Utilities - Friedman Home	9,000	7,786	9,000	7,954	9,000
10117050-3231	Telephone - Friedman Home	2,500	3,465	2,500	5,587	2,500
10117060-1030	Wages - PARA	30,000	-	30,000	-	30,000
10117060-2029	Medicare Tax - PARA	500	-	500	-	-
10117060-2030	Social Security - PARA	1,800	-	1,800	-	-
10117080-3814	Greenwood Cemetery	942	-	942	-	942
10117090-3170	Metro Animal Shelter-Repairs	30,000	27,838	35,000	32,029	35,000
10117120-5148	Project Crimson/Five-Star	675,000	675,000	675,000	675,000	675,000
10117730-3100	Outside Service - Tusc Cty Ema	288,229	256,675	237,300	231,222	250,000
TOTAL COST SHARING ARRANGEMENTS		2,059,705	1,920,457	2,008,362	1,825,831	2,064,704



**GENERAL FUND
OTHER OPERATING**

<u>Account</u>	<u>2020 Budget</u>	<u>2020 Actual</u>	<u>2021 Budget</u>	<u>2021 Actual</u>	<u>2022 Adopted</u>
INTERGOVERNMENTAL EXPENDITURES					
10113010-3045 Sales Tax To Board - BOE	18,335,000	18,365,865	16,501,500	16,513,600	19,639,000
TOTAL INTERGOVERNMENTAL EXPENDITURES	<u>18,335,000</u>	<u>18,365,865</u>	<u>16,501,500</u>	<u>16,513,600</u>	<u>19,639,000</u>



**GENERAL FUND
OTHER OPERATING**

Account		2020 Budget	2020 Actual	2021 Budget	2021 Actual	2022 Adopted
TRANSFERS TO OTHER FUNDS						
10119030-8001	Trans To Amphitheatre Fund	1,436,154	1,012,075	899,727	1,111,993	1,314,669
10119030-8002	Trans To Health Insurance Fund	100,000	100,000	100,000	100,000	50,000
10119030-8004	Trans To Drug Enforce	-	7,270	-	-	-
10119030-8005	Trans To GF-RFFI	184,321	6,510,790	-	-	-
10119030-8007	Trans To Tourism Capital Imp	359,039	253,019	224,932	277,998	328,668
10119030-8008	Trans To Water & Sewer	-	-	162	-	-
10119030-8009	Trans To Tourism Enh Bid Fee	359,039	253,019	224,932	277,998	328,668
10119030-8010	Trans To Airport Fund	-	-	8,216	-	-
10119030-8032	Trans To Facility Renewal Fund	300,000	300,000	27,786	-	300,000
10119030-8059	Trans To Law Enforce Fund	200,000	200,000	-	-	50,000
10119030-8064	Trans To Cap Park Maint Fund	-	-	-	-	15,000
10119030-8075	Trans To Hourly Pension	265,000	-	265,000	265,000	383,916
10119030-8083	Trans To Pub Safety Capital	1,914,500	1,914,500	3,493,194	1,205,939	1,006,001
10119030-8084	Trans To Pub Works Capital	845,678	845,678	113,944	113,944	82,000
10119030-8093	Trans To Debt Trust	-	2,703,543	-	-	-
TOTAL TRANSFERS TO OTHER FUNDS		5,963,730	14,099,894	5,357,893	3,352,873	3,858,922



**GENERAL FUND
OTHER OPERATING**

Account	2020 Budget	2020 Actual	2021 Budget	2021 Actual	2022 Adopted
OTHER OPERATING					
10133010-3173 Shop Repairs Not Chgd Out	-	240	-	-	-
10135010-02011 Ad Valorem - Commissions	159,807	176,862	159,807	167,877	167,877
10135010-02012 Ad Valorem - Appraisal Budget	586,488	520,016	586,488	389,880	592,227
10135010-1017 Hiring Freeze Adjustment	-	-	(750,000)	-	-
10135010-1080 Fuel Overage	-	-	-	-	100,000
10135010-2015 Hourly Pension	-	217,300	-	-	-
10135010-2022 F&P Pension Contrib Increase	-	-	395,000	-	-
10135010-2028 RSA Tier 2 - Tier 1 Conversion	-	-	150,000	-	-
10135010-2031 Unemployment	5,000	6,378	5,000	13,333	5,000
10135010-3088 Property Tax	500	591	500	495	500
10135010-2023 RSA Conversion F&P Pension	-	-	-	-	1,116,200
10116010-0823 Retiree Health Insurance	-	568,535	-	-	-
TOTAL OTHER OPERATING	<u>751,795</u>	<u>1,489,922</u>	<u>546,795</u>	<u>571,584</u>	<u>1,981,804</u>



**GENERAL FUND
OTHER OPERATING**

Account	2020 Budget	2020 Actual	2021 Budget	2021 Actual	2022 Adopted
CONTINGENCIES					
10118010-9990 Contingencies	183,964	-	418,746	-	641,342
TOTAL CONTINGENCIES	183,964	-	418,746	-	641,342



**GENERAL FUND
AGENCIES**

Account		2020 Budget	2020 Actual	2021 Budget	2021 Actual	2022 Adopted
AGENCIES						
10117150-5199	Agency Spec Approp - Focus	10,000	10,000	-	-	-
10117800-5140	Alabama Blues Project	10,000	10,000	7,150	7,150	6,200
10117360-5140	Arts & Humanities Council	50,000	50,000	35,750	35,750	45,250
10113010-5144	Arts N Autism (BOE)	7,500	7,500	5,363	5,363	4,650
10113010-5139	BBC Education Academy (BOE)	7,500	7,500	2,500	2,500	-
10117970-5140	Bethel Comm Outreach (BOE)	10,000	10,000	7,150	7,150	6,200
10117700-5140	Boys & Girls Club	20,000	20,000	14,300	14,300	18,100
10117900-5140	Child Abuse Prevention Services	7,500	7,500	7,150	7,150	9,050
10113010-5152	CHOM (BOE)	145,000	145,000	103,675	103,675	131,225
10117400-5199	Easter Seals - Special	35,714	35,714	35,714	35,714	35,714
10117150-5140	FOCUS	122,500	122,500	87,588	87,588	75,950
10117960-5140	Habitat for Humanity	26,900	26,900	19,233	19,233	16,678
10117850-5199	Hope Summer Jobs - Special	-	-	72,214	72,214	100,000
10117140-5140	Indian Rivers	50,000	50,000	35,750	35,750	31,000
10117590-5140	Jemison Foundation	60,000	60,000	42,900	42,900	37,200
10117180-5140	Kid One Transport	5,000	5,000	-	-	-
10113010-5149	Kristen Amerson Found (BOE)	7,500	7,500	7,150	7,150	6,200
10117050-5141	Murphy African American Mus	8,000	8,000	5,720	5,720	7,240
10114010-5140	PARA	4,011,679	4,011,679	3,710,803	3,710,803	4,032,137
10114010-5199	PARA - Special	251,000	251,000	155,425	155,425	153,900
10113010-5151	PRIDE (BOE)	20,000	20,000	14,300	14,300	12,400
10113010-5159	Schoolyard Roots (BOE)	30,000	30,000	21,450	21,450	18,600
10117100-5140	Theatre Tuscaloosa	15,000	15,000	10,725	10,725	9,300
10117320-5199	Tusc Children's Center - Special	50,000	50,000	50,000	50,000	11,250
10113010-5154	Tusc Childrens Theater (BOE)	15,000	15,000	10,725	10,725	9,300
10113010-5140	Tusc City Board of Education	2,541,251	2,541,251	2,541,251	2,541,251	2,541,251
10113010-5199	Tusc City BOE - Special	378,100	378,100	378,100	378,100	378,100
10117340-5140	Tusc Co Soil/Water Conservation	12,500	12,500	8,938	8,938	7,750
10117160-5140	Tusc Community Dancers	10,000	10,000	7,150	7,150	6,200
10112010-5140	Tusc County Health Dept	130,000	130,000	92,950	92,950	38,900
10117120-5140	Tusc County IDA	418,000	418,000	298,870	298,870	346,040
10113010-5150	Tusc Education Foundation	-	-	20,000	15,000	16,250
10113010-5157	Tusc One Place (BOE)	30,000	30,000	21,450	21,450	18,600
10113010-515701	Tusc One Place (BOE) - Special	50,000	50,000	50,000	50,000	50,000
10115010-5140	Tusc Public Library	1,433,809	1,433,809	1,326,273	1,326,273	1,387,210
10115010-5199	Tusc Public Library - Special	408,500	408,500	377,863	377,863	367,650
10117230-5199	Tusc SAFE Center - Special	11,250	11,250	10,725	10,725	21,075
10117280-5140	Tusc Sister Cities Commission	120,000	120,000	85,800	85,800	88,350
10117270-5140	Tusc Spay & Neuter Incentive	25,000	25,000	17,875	17,875	15,500
10117420-5140	Tusc Symphony Orchestra	35,000	35,000	25,025	25,025	21,700



**GENERAL FUND
AGENCIES**

Account	2020 Budget	2020 Actual	2021 Budget	2021 Actual	2022 Adopted
AGENCIES (continued)					
10118800-5140 Tusc Tourism & Sports (TTSC)	1,062,068	1,062,068	1,077,352	1,077,352	1,207,102
10118800-5199 Agency Special Approp - TTSC	88,538	88,538	-	-	25,000
10117010-5140 Tusc Transit Authority	655,040	655,040	-	-	491,280
10117010-5199 Tusc Transit Authority - Special	24,288	15,582	24,288	9,889	24,288
10117670-5140 West AL Aids Outreach	15,000	15,000	10,725	10,725	13,575
10117070-5140 West AL Regional Commision	36,097	36,097	25,809	25,809	22,380
TOTAL AGENCIES	<u>12,460,234</u>	<u>12,451,528</u>	<u>10,863,179</u>	<u>10,843,780</u>	<u>11,865,745</u>



Accounting & Finance

➤ None

Council

➤ None

Community and Neighborhood Services

➤ None

Fire & Rescue

Priority	Request	Reason	Cost	Core Belief			
				#1	#2	#3	#4
1	Restore Off Duty Training	Based on the positive outcomes and feedback from the internal and external partners this increase would allow for TFR to continue the use of the off-duty training and regain the funds lost due to COVID-19 budget cuts in the FY21 budget.	\$ 375,000	X	X		X
2	Increase Uniform Budget Due to Increase in Employees	Added 13 employees in communications and potential for spec ops chief, and accountant.	10,000	X		X	X
3	Increase Travel/Training Budget Due to Increase in Employees	Added 13 employees in communications and potential for spec ops chief, and accountant.	6,000	X		X	X
4	Increase in Books / Dues / Subscriptions	We reduced this line by \$5,000 when we cut training classes due to budget reductions. This year we must reinstate this training to maintain personnel levels.	5,000	X		X	X
5	Increase in Outside Services	For outside testing of Haz-Mat level A suits.	1,500	X		X	X
6	Retrofit Existing Vehicle for Drone	To improve response capabilities, current vehicle is not a permanent solution.	1,500	X	X	X	X
7	(6) Hazmat Class A Suits	The current Hazmat Class A suits have been in service for the last 10-15 years. We need to start phasing out the old suits and replacing them with new suits. \$1500 per suit.	9,000	X		X	X
8	Physical Fitness Equipment	Replace aging and damaged equipment throughout the stations.	25,000	X		X	X
9	EMS Training Equipment	Equipment to provide realistic training for EMT's and Paramedics. (CARES Funding)	25,000	X		X	X
10	(20) CPR Mannequins	Replace aging equipment. Mannequins to teach CPR to department personnel and other City employees. (CARES Funding)	5,000	X		X	X
11	(4) Portable Scene Lights	Night scene processing. Each inspector had 2 scene lights before we added Stephenson and Stripling.	3,060	X		X	X

Total Fire & Rescue Initiatives

\$ 466,060



Human Resources

➤ None

Information Technology

Priority	Request	Reason	Cost	Core Belief			
				#1	#2	#3	#4
<i>Initiatives for Departments:</i>							
2	Payment Technology for UD Billing Office	Modernize payment methodology to enhance customer service.	\$ 87,000				X

Total Departmental Initiatives: \$ 87,000

Priority	Request	Reason	Cost	Core Belief			
				#1	#2	#3	#4
<i>Internal Initiatives:</i>							
1	Additional Technology Lifecycle Funding for Core Equipment	End-of-Manufacturer Support & Cybersecurity	\$ 264,400	X	X	X	X
3	Replace UPS Batteries in City Hall Datacenter	Batteries are 5 years of age and should be lifecycled to ensure UPS functionality.	25,000	X	X	X	X
4	Upgrade 50 WiFi Access Points on City Hall Campus	Supports daily operations on campus; new standards more secure & higher bandwidth.	39,000	X			X
5	Upgrade 12 WiFi Access Points at Amp to current WiFi standard	Supports POS System, staff and artist access, and impacts customer experience.	28,500				X
6	Compstat, CAD & Staff Productivity Analytics Dashboard	Analysis of Spillman Data for Public Safety Data-Driven Decision Making.	134,560		X		X
7	Flir Thermal Camera for DJI Matrice Drone	Identification of targets on missions related to Public Safety or Infrastructure.	11,500	X		X	X
8	PredPol Predictive Policing Platform	Provides predictive and analytical information for policing strategies.	26,000	X	X	X	X
9	Wireless Equipment & Pole/Tower to service Fire Station 10 & Lakes	Provide network connection to serve both buildings with high-speed connection.	16,000	X			X
10	TeamDynamix IPASS Platform for IT Service Desk Integration	Integration and automation of related IT, HR and other functions.	25,000				X
11	RTK Mobile Precision GPS Base Station for Matrice Drone	Provides accuracy of 1cm horizontal & 2cm vertical for mission targets.	3,800	X		X	X
12	ClearPointe Balanced Scorecard Reporting Platform	Strategic reporting to make public information public knowledge.	13,800	X	X		X

Total Internal Initiatives \$ 587,560

Total Information Technology Initiatives: \$ 674,560



**GENERAL FUND
UNFUNDED INITIATIVES**

Infrastructure & Public Services

Priority	Request	Reason	Cost	Core Belief			
				#1	#2	#3	#4
1	Fence on University Blvd	To create a barrier between University Blvd and The Gateway to ensure the safety of Gateway patrons.	\$ 15,000	X	X		X
2	Rain Hoods for Litter Barrels	Rain hoods will keep rain out of litter barrels, contain smells, and provide resistance to wind so litter is not scattered.	35,000		X		X
3	Ice Rink Bumper Cars and Storage Tent	New activity to drive demand; return on investment will be seen in approximately 1.25 seasons.	97,250		X	X	X
4	Drainage Standards Phase I	Create a comprehensive document for design and construction of storm water management infrastructure for protection of Tuscaloosa watersheds.	135,000	X	X		X

Total Infrastructure & Public Services Initiatives

\$ 282,250

Office of the Mayor

None

Municipal Court

Priority	Request	Reason	Cost	Core Belief			
				#1	#2	#3	#4
1	Office Furniture	Desk is missing middle drawer	TBD				X

Total Municipal Court Initiatives

\$ -

Office of the City Attorney

Priority	Request	Reason	Cost	Core Belief			
				#1	#2	#3	#4
1	Increase Travel/Education	The Attorneys are required to earn Continued Legal Education (CLE) credits in order to maintain State Bar Licenses. We are requesting an additional \$3,000 to assist with these necessary costs.	\$ 3,000				X
2	Make OCA More ADA Compliant	The office needs to be more customer friendly/ADA compliant. The office currently has 2 floors, however the second floor is only accessible by stairs.	TBD	X			X
3	Increase Physical Security Measures	The breakroom and multiple offices are not secured by any security measures. These spaces are vulnerable to the public.	TBD	X			

Total City Attorney Initiatives

\$ 3,000



**GENERAL FUND
UNFUNDED INITIATIVES**

Office of Urban Development

Priority	Request	Reason	Cost	Core Belief			
				#1	#2	#3	#4
1	Leadership training 10109080-3210	Working with HR to identify the appropriate training needed	TBD		X		X
2	UD Planning Historic Preservation Commission Design Guidelines; increase in outside services 10109086-3100	Funding for consultant group to update Historic Preservation Commission Design Guidelines and train HPC on applicability to Tuscaloosa	20,000		X		X
3	UD Planning 2026 Comprehensive Plan Update; increase in outside services 10109086-3100	Requested \$20,000 in each FY20 and FY21 but unfunded: 1/5 of expected cost to update the comprehensive plan in 5 years	20,000		X		

Total Urban Development Initiatives

\$ 40,000

Police

Priority	Request	Reason	Cost	Core Belief			
				#1	#2	#3	#4
1	New Firing Range and Training Facility	Current facility was opened in the early 1970s.	\$ 15,000,000	X			
2	Purchase the Corder Real Estate Property located at 3802 Officer Trevor S. Phillips Ave. and 3801 Mill Creek Lane	The property will give TPD more office space and parking.	550,000	X	X		X

Total Police Initiatives

\$ 15,550,000

Total Unfunded Initiatives - General Fund

\$ 17,012,870



**GENERAL FUND
UNFUNDED EQUIPMENT REQUESTS**

Accounting & Finance

» None

Council

» None

Community and Neighborhood Services

» None

Fire & Rescue

Priority	Description	Justification	Purchase	Lease
1	2-ton 4x4 Pickup Truck with 11ft Box with Cradle Point and Utility Body for Technical Response	Replacement of asset# 14354	\$ 90,000	N/A
2	2-Ton 4x4 Pickup Truck with ARFF Skid Unit	Replacement of asset# 19816	105,000	N/A
3	Boat Trailer for Dive Boat	Replacement of asset# 12817 due to damage/age	15,000	N/A
4	1/2-ton 4x4 Pickup Truck with Cradle Point	Replacement of asset# 19921	50,000	N/A
5	2-ton 4x4 Pickup Truck with 11ft Box with Cradle Point for Decon Unit	Replacement of asset# 12002	100,000	N/A
6	1-ton 4x4 Pickup Truck with Cradle Point	Replacement of asset# 20203	54,000	N/A
7	1-ton 4x4 Pickup Truck with Cradle Point	New asset requested for Special Operations Battalion Chief for emergency operations, logistics support, and special events	54,000	N/A
8	1-ton 4x4 Pickup Truck with Cradle Point	New asset requested for Logistics Battalion Chief for emergency operations, logistics support, and special events	54,000	N/A
9	1-ton 4x4 Pickup Truck with Cradle Point	New asset requested for Logistics Firefighter for emergency operations, logistics support, and special events	54,000	N/A
10	1-ton 4x4 Pickup Truck with Cradle Point	New asset requested for Special Projects Captain for emergency operations, logistics support, and special events	54,000	N/A
11	(2) Ambulance Carts	EMS response carts for special events and emergency operations	52,000	N/A



**GENERAL FUND
UNFUNDED EQUIPMENT REQUESTS**

Fire & Rescue (continued)

Priority	Description	Justification	Purchase	Lease
12	Logistics Trailer	Special operations, logistics support, emergency operations, and special events	\$ 60,000	N/A
13	EMS Prevention Trailer	EMS Prevention, mobile health clinic, emergency operations, and special events	30,000	N/A
14	1-ton 4x4 Pickup Truck with Cradle Point and Brush Skid Unit	New asset requested for brush and wildland interface and special event coverage	75,000	N/A
15	Swift Water/Haz-Mat Boat and Trailer	New asset requested for local and regional swift water and hazmat response	40,370	N/A
16	1-ton 4x4 Pickup Truck with Cradle Point	New asset requested for EMS quality assurance, special operations, logistics support, emergency operations, and special events	50,000	N/A
17	28ft. Metal Fire Boat with 1500 GPM Pump with Trailer, Cradle Point, MDU, Sonar, and CBRNE	New asset requested as fire boat with all hazards capabilities	350,000	N/A
18	Swift Water/Haz-Mat Boat	New asset requested for local and regional swift water and hazmat response	25,980	N/A
19	Light Tower and Generator	New asset requested to provide scene lighting	10,000	N/A

Total Fire & Rescue Unfunded Equipment Requests

\$ 1,323,350 N/A

Human Resources

» None

Information Technology

» None

Infrastructure & Public Services

Priority	Description	Justification	Purchase	Lease
1	Cargo Van with Foldable Seats and Backup Camera	Replacement of asset# 1577	\$ 37,000	N/A
2	1/2-Ton Pickup Truck with Tool Box	Replacement of asset# 2040 due to end of life cycle for asset	31,500	N/A
3	Trailer	Replacement of asset# 4462 due to current trailer not being safe	20,000	N/A
4	Trailer	Replacement of asset# 4461 due to current trailer not being safe	20,000	N/A
5	Truck with Box Bed with Tie Off Points, Lift Gate, Back-Up Camera, and Emergency Strobe Lights	Replacement of asset# 2340	47,000	N/A



**GENERAL FUND
UNFUNDED EQUIPMENT REQUESTS**

Infrastructure & Public Services (continued)

Priority	Description	Justification	Purchase	Lease
6	1/2-Ton Pickup Truck with Strobe Lights, Cradle Point, and Tool Box	Replacement of asset# 2181	\$ 31,500	N/A
7	Backhoe with Extending Boom and Bucket Thumb	Replacement of asset# 2046 due to end of life cycle for asset	130,000	N/A
8	Grapple Truck with Strobe Lights and Back-Up Camera	Replacement of asset# 2241	165,000	N/A
9	1/2-Ton Pickup Truck	Replacement of asset# 2321	31,500	N/A
10	Truck for Leaf Collection	Replacement of asset# 1705	250,000	N/A
11	1/2-Ton Pickup Truck with Strobe Lights and Tool Box	Replacement of asset# 1905 due to age, mileage, and reliability issues	31,500	N/A
12	Forklift	Replacement of asset# 0547 due to age	62,000	N/A
13	1/2-Ton Pickup Truck with Tool Box, Towing Package, and Pipe Rack	Replacement of asset# 1900 due to end of life cycle for asset and unreliability	31,500	N/A
14	Skid Steer with Grapple Bucket	Replacement of asset# 4289	45,000	N/A
15	Truck with Fleetmind for Trash Routes	Replacement of asset# 2319	90,000	N/A
16	1/2-Ton Pickup Truck	Replacement of asset# 2349	31,500	N/A
17	Truck for Garbage Route Collection	Replacement of asset# 2392	330,000	N/A
18	Forklift with Rotating Forks	Replacement of asset# 4322	42,000	N/A
19	1/2-Ton Pickup Truck with Strobe Lights and Tool Box	Replacement of asset# 2064	31,500	N/A
20	1/2-Ton Pickup Truck with Strobe Lights and Tool Box	Replacement of asset# 1782	31,500	N/A
21	Whirlwind Vacuum Sweeper Truck with Strobe Lights and Back-Up Camera	Replacement of asset# 2402	290,000	N/A
22	Flusher Truck with Arrow Board, Strobe Lights, and Back-up Camera	Replacement of asset# 1748	200,000	N/A
23	3/4-Ton Pickup Truck with Strobe Lights, Cradle Point, and Tool Box	Replacement of asset# 2076	41,000	N/A



**GENERAL FUND
UNFUNDED EQUIPMENT REQUESTS**

Infrastructure & Public Services (continued)

Priority	Description	Justification	Purchase	Lease
24	1/2-Ton Pickup Truck with Strobe Lights, Cradle Point, and Tool Box	Replacement of asset# 2266	\$ 31,500	N/A
25	Trailer	Replacement of asset# 3061 due to end of life cycle for asset	9,500	N/A
26	1/2-Ton Pickup Truck with Strobe Lights and Tool Box	Replacement of asset# 2233 due to inoperability	31,500	N/A
27	Bulldozer with 12,000 lb Capacity	Replacement of asset# 1293 due to end of life cycle of asset	115,000	N/A
28	Dump Truck	Replacement of asset# 1912 due to end of life cycle of asset	140,000	N/A
29	Boom Truck with Tool Boxes	Replacement of asset# 1276 due to end of life cycle of asset	245,000	N/A
30	Sport Utility Vehicle	Replacement of asset# 2306 due to end of life cycle of asset	31,000	N/A
31	Line Laser for Striping Roadway and Curbs	Replacement of asset# 3516	10,000	N/A
32	1/2-Ton Pickup Truck	Replacement of asset# 2061	31,500	N/A
33	1/2-Ton Pickup Truck with Double Cab and Cradle Point	Replacement of asset# 2221	35,000	N/A
34	1/2-Ton Pickup Truck with Strobe Lights and Tool Box	Replacement of asset# 2394	31,500	N/A
35	Bucket Truck with 85 ft Minimum Reach, Strobe Lights, and Back-Up Camera	Replacement of asset# 2038	96,000	N/A
36	1/2-Ton Pickup Truck with Strobe Lights, Cradle Point, and Tool Box	Replacement of asset# 2119	31,500	N/A
37	Truck with Strobe Lights and Back-Up Camera for Hauling Sweeper Debris	Replacement of asset# 2190	155,000	N/A
38	Stump Grinder	Replacement of asset# 0383	62,000	N/A
39	1/2-Ton 4x4 Pickup Truck with Utility Bed and Strobe Lights	Replacement of asset# 2109 due to current asset not fitting departmental needs	48,000	N/A
40	Dump Truck	Replacement of asset# 1911 due to end of life cycle of asset	140,000	N/A
41	Utility Trailer with Ramp Gate	New asset requested to be used for transporting materials and furniture	5,000	N/A
42	Golf Cart or UTV 4 Seater	New asset requested to be used for crews to maintain Northern Riverwalk, Western Riverwalk, River District Park, Saban Center, and Oliver Lock and Dam	22,000	N/A



**GENERAL FUND
UNFUNDED EQUIPMENT REQUESTS**

Infrastructure & Public Services (continued)

Priority	Description	Justification	Purchase	Lease
43	1/2-Ton Pickup Truck with Strobe Lights, Cradle Point, and Tool Box	New asset requested to be used for crews to maintain Northern Riverwalk, Western Riverwalk, River District Park, Saban Center, and Oliver Lock and Dam	\$ 31,500	N/A
44	Stand-Up Zero-Turn Mower with Jungle Wheels	New asset requested to be used for crews to maintain Northern Riverwalk, Western Riverwalk, River District Park, Saban Center, and Oliver Lock and Dam	15,000	N/A
45	Walker Mower	New asset requested to be used for crews to maintain Northern Riverwalk, Western Riverwalk, River District Park, Saban Center, and Oliver Lock and Dam	16,000	N/A
46	6x12 Trailer with Tandem Axles	New asset requested to be used for crews to maintain Northern Riverwalk, Western Riverwalk, River District Park, Saban Center, and Oliver Lock and Dam	11,000	N/A

Total Infrastructure & Public Services Unfunded Equipment Requests

\$ 3,365,500 N/A

Office of the Mayor

» None

Municipal Court

» None

Office of the City Attorney

» None

Office of Urban Development

Priority	Description	Justification	Purchase	Lease
1	1/2-ton Pickup Truck	Replacement of asset# 2179 for Field Inspections	\$ 31,500	N/A
2	1/2-ton Pickup Truck	Replacement of asset# 2115 for Field Inspections	31,500	N/A

Total Office of Urban Development Unfunded Equipment Requests

\$ 63,000 N/A

Police

» None

Total Unfunded Equipment Requests - General Fund

\$ 4,751,850 N/A



This page intentionally left blank.



**GENERAL FUND
UNFUNDED FACILITIES IMPROVEMENTS**

Accounting & Finance

» None

Council

» None

Community & Neighborhood Services

» None

Fire & Rescue

» None

Human Resources

» None

Information Technology

Priority	Facility	Description	Justification	Cost Estimate
1	IT Office Space (2nd Floor of City Hall Annex)	Replace flooring on the 2nd Floor of City Hall Annex	Multiple cleanings have not approved the look and condition of carpet. Requesting laminate/vinyl plank so that flooring can be cleaned effectively.	\$ 38,000
2	IT Office Space (Basement of City Hall Annex)	Replacing a 20+ year old air conditioner which was designed for an equipment space and providing hot water to the restroom in this space.	Improvements to this space to accommodate its current function and the five IT staff who currently utilize the space. AC unit is over 20 years of age and is designed for an equipment space, not an office space. Decibel readings show at or above 80 decibels at all points within the space and a 1 minute decibel average is between 84-86 decibels; right at where OSHA recommends hearing protection. There is a mold concern from the AC unit due to results of a self-test that we recently completed.	13,500

Total Information Technology Unfunded Facilities Requests

\$ 51,500



**GENERAL FUND
UNFUNDED FACILITIES IMPROVEMENTS**

Infrastructure & Public Services

Priority	Facility	Description	Justification	Cost Estimate
1	City-Wide Elevator Upgrades	Legal elevator requirements being passed	\$30,000/elevator	\$ 420,000
2	Fire Station #2	Replace AC/Heat units- 2 inside and 2 outside	Units Mfg. 4/98 & 7/99- End of Service Life	24,000
3	Gateway	Replace nine cameras that are no longer operating	Cameras are no longer operating	8,500
4	Facility Warehouse	Shelving	Currently materials are stored on the floor taking up a lot of space and can present a trip hazard.	20,000

Total Infrastructure & Public Services Unfunded Facilities Requests **\$ 472,500**

Office of the Mayor

» None

Municipal Court

Priority	Facility	Description	Justification	Cost Estimate
1	Municipal Court	Replace carpet in cashier's area.	Carpet is stained and worn.	\$ 5,000
2	Municipal Court	Upgrade 2nd Floor magistrate area to staff conference room.	Location for team trainings and meetings	75,000

Total Municipal Court Unfunded Facilities Requests **\$ 80,000**

Office of the City Attorney

» None

Office of Urban Development

» None

Police

» None

Total Unfunded Facilities Requests - General Fund **\$ 604,000**



**GENERAL FUND
UNFUNDED PERSONNEL REQUESTS**

Accounting & Finance

» None

Community and Neighborhood Services

Priority	Job Title	Personnel Action Requested	Cost
1	Community Services Coordinator	Community Services Coordinator (Pay Grade 20)	\$ 69,720
2	Create Position - Grants Compliance Coordinator	Grants Compliance Coordinator (Pay Grade 20)	69,720
3	Create Position - Grants Specialist	Grants Specialist (Pay Grade 16)	62,291
4	Create Position - Family Resource & Youth Services Coordinator	Family Resource & Youth Services Coordinator (Pay Grade 16)	62,291
5	Create Position - Intake Coordinator (Part-Time)	Intake Coordinator (Part-Time) @ \$12/hr	22,529

Total Community and Neighborhood Services Unfunded Personnel Requests

\$ 286,551

Council

» None

Fire & Rescue

Priority	Job Title	Personnel Action Requested	Cost
1	Fire Battalion Chief (Special Operations)	Fire Battalion Chief (Pay Grade 33)	\$ 93,864
2	Accountant	Accountant (Pay Grade 22)	73,434
3	Telecommunicator, Dispatcher	Telecommunicator, Dispatcher (Pay Grade 14)	58,576
4	Telecommunicator, Dispatcher	Telecommunicator, Dispatcher (Pay Grade 14)	58,576
5	Telecommunicator, Dispatcher	Telecommunicator, Dispatcher (Pay Grade 14)	58,576
6	Telecommunicator, Dispatcher	Telecommunicator, Dispatcher (Pay Grade 14)	58,576
7	EMS Training Officer	Lieutenant (Pay Grade 22)	73,434

Total Fire & Rescue Unfunded Personnel Requests

\$ 475,036

Human Resources

» None



**GENERAL FUND
UNFUNDED PERSONNEL REQUESTS**

Information Technology

Priority	Job Title	Personnel Action Requested	Cost
1	Systems Analyst	Systems Analyst (Pay Grade 28)	\$ 84,578

Total Information Technology Unfunded Personnel Requests

\$ 84,578

Infrastructure & Public Services

Priority	Job Title	Personnel Action Requested	Cost
1	Crew Worker - Trash	Crew Worker (Pay Grade 5)	\$ 41,861
2	Heavy Equipment Operator - Trash	Heavy Equipment Operator (Pay Grade 12)	54,861
3	Heavy Equipment Operator - Trash	Heavy Equipment Operator (Pay Grade 12)	54,861
4	Heavy Equipment Operator - Trash	Heavy Equipment Operator (Pay Grade 12)	54,861
5	Heavy Equipment Operator - Trash	Heavy Equipment Operator (Pay Grade 12)	54,861
6	Heavy Equipment Operator - Trash	Heavy Equipment Operator (Pay Grade 12)	54,861
7	Upgrade of City Venues Assistant Operations Manager from Grade 13 to TBD (4 positions in this classification)	Pay Grade TBD	TBD
8	Create Position - Technology Educator - Gateway	Pay Grade TBD	TBD
9	Create Position - Asset Management Coordinator	Pay Grade TBD	TBD

Total Infrastructure & Public Services Unfunded Personnel Requests

\$ 316,168

Office of the Mayor

None

Municipal Court

None

Office of the City Attorney

None



**GENERAL FUND
UNFUNDED PERSONNEL REQUESTS**

Office of Urban Development

Priority	Job Title	Personnel Action Requested	Cost
1	Associate Building Official	Associate Building Official (Pay Grade 33)	\$ 93,864

Total Office of Urban Development Unfunded Personnel Requests

\$ 93,864

Police

 None

Total Unfunded Personnel Requests - General Fund

\$ 1,256,197



This page intentionally left blank.



**GENERAL FUND
UNFUNDED TECHNOLOGY REQUESTS**

Accounting & Finance

» None

Council

» None

Community and Neighborhood Services

» None

Fire & Rescue

» (8) 27" Displays	\$ 3,440
» (3) Standard Laptop	4,500
» (3) MS Office License	975
» (6) 27" Displays	1,950
» (2) Standard Docking Station	600
» (3) Adobe Standard Software	975
» 12.9" Tablet	1,300
» CradlePoint Modem w/ Antenna	1,500
» Bryx Station Alerting (Equipment)	303,600

Total Fire & Rescue Unfunded Technology Requests **\$ 318,840**

Human Resources

» None

Information Technology

» None

Infrastructure & Public Services

» (2) Desktop Computers	\$ 2,250
» (5) Tablets with Cases	4,500
» Cell Phone	-
» (16) Standard Laptops	26,000
» Laptop	1,825
» Laptop with Docking Station	2,125



**GENERAL FUND
UNFUNDED TECHNOLOGY REQUESTS**

Infrastructure & Public Services (continued)

»»» 24" Monitor with Sound Bar	\$ 250
»»» (4) 60" Monitors	2,400
»»» Touchscreen All-In-One PC	2,000
»»» Laptop with Upgraded RAM	2,325
»»» Convertible Tablet PC	2,100
»»» (5) Sphero Robot Balls	750
»»» (10) Tablets	7,000

Total Infrastructure & Public Services Unfunded Technology Requests **\$ 53,525**

Office of the Mayor

»»» None

Municipal Court

»»» (17) Document Scanners \$ 9,350

Total Municipal Court Unfunded Technology Requests **\$ 9,350**

Office of the City Attorney

»»» None

Office of Urban Development

»»» None

Police

»»» None

Total Unfunded Technology Requests - General Fund **\$ 381,715**



The City of Tuscaloosa's adopted FY 2022 Water and Sewer Fund budget provides the funding to provide water and sewer services to approximately 48,000 residential, commercial, and industrial customers in the City limits and surrounding areas.

The Water and Sewer Fund budget includes revenues of \$54,579,479 and expenses of \$58,667,933. The Water and Sewer Fund expense budget includes \$10,490,000 in debt service principal that will be treated in the annual audit as a liability reduction rather than an expense. Compared to the FY 2021 budget, the adopted FY 2022 budget represents an overall budgetary increase of 5.2% for revenues and an increase of 2.5% for expenses.

Water & Sewer Fund Revenues FY 2022 Budget Summary					
Revenue Category	2020 Budget	2021 Budget	2022 Budget	Increase/ Decrease	Percentage Change
Use of Property	\$ 31,000	32,500	\$ 32,500	\$ -	0.00%
Charges for Services	51,094,279	51,333,477	54,281,414	2,947,937	5.74%
Other Operating	482,000	467,000	204,500	(262,500)	-56.21%
Transfers from Other Funds	44,776	41,227	41,065	(162)	-0.39%
Cost Reimbursements	29,000	25,000	20,000	(5,000)	-20.00%
Total	\$ 51,681,055	\$ 51,899,204	\$ 54,579,479	\$ 2,680,275	5.16%

Water and Sewer Fund Revenue Highlights

Water Sales - \$30,078,717

- Comprises 55% of all Water and Sewer Fund revenues.
- In FY 2019 the City Council adopted a three year consecutive rate increase of 2% each year to fund the debt service for the 2019 Clean Water and Drinking Water SRF issuance. FY 2022 marks the final 2% rate increase needed for the debt service. The 2019 SRF issuance will fund much needed projects to enhance and upgrade our water & sewer infrastructure.
- As a part of the FY2022 budget, an additional 6% rate increase was adopted. In line with this year's COLA, 2.5% will fund operational needs and 3.5% will assist with funding the 10 year Water and Sewer Capital Plan.

Sewer Sales - \$21,755,197

- Comprises nearly 40% of all Water and Sewer Fund revenues
- In FY 2019 the City Council adopted a three year consecutive rate increase of 2% each year to fund the debt service for the 2019 Clean Water and Drinking Water SRF issuance. FY 2022 marks the final 2% rate increase needed for the debt service. The 2019 SRF issuance will fund much needed projects to enhance and upgrade our water & sewer infrastructure.
- As a part of the FY2022 budget, an additional 6% rate increase was adopted. In line with this year's COLA, 2.5% will fund operational needs and 3.5% will assist with funding the 10 year Water and Sewer Capital Plan.

Collection Fees - \$800,000

- The FY 2022 budget is level funded from FY 2021
- Collection fees consist of account activation fees, turn-on/off fees, and other various fees related to water and sewer customer accounts. A majority of these fees were waved during the FY 2021 budget as a means to provide relief to our citizens.



Water & Sewer Fund Expenditures FY 2022 Budget Summary					
Department	2020 Budget	2021 Budget	2022 Budget	Increase/ Decrease	Percentage Change
Accounting and Finance	\$ 514,462	585,091	\$ 524,546	\$ (60,545)	-10.35%
Information Technology	785,825	860,932	850,000	(10,932)	-1.27%
Infrastructure and Public Services	25,011,605	25,023,047	25,676,023	652,976	2.61%
Office of the City Attorney	50,000	44,059	44,059	-	0.00%
Office of Urban Development	1,181,439	1,094,003	1,221,669	127,666	11.67%
Other Operating	29,444,051	29,642,439	30,351,636	709,197	2.39%
Total	\$ 56,987,382	\$ 57,249,570	\$ 58,667,933	\$ 1,418,363	2.48%

Water and Sewer Fund Expenditure Highlights

Departments were tasked with level funding FY 2022 operations using FY 2021 original budget amounts, excluding personnel and city-wide expenditures. Items outside of level funding were submitted as "unfunded requests" to be considered for funding in FY 2022. This included new personnel, new initiatives, technology items, vehicles and equipment and any facility improvements. Various initiatives were funded in the FY 2022 budget and are summarized below.

New Initiatives for FY 2022

Investment in Employees - \$349,666

- A 2.5% cost of living adjustment is included for all employees effective October 1, 2021. The cost of the Water and Sewer Fund portion of the cost of living adjustment is \$274,718
- As part of the adopted budget, an additional holiday, Juneteenth, has been added with a total impact of \$74,948 to the Water and Sewer fund

Health Insurance

- The budget includes a \$25,000 transfer from the Water & Sewer Fund to the City's Health Insurance Fund to ensure the fund maintains a positive fund balance
- The adopted FY 2022 budget includes an 3.6% increase to cover health insurance premiums due to increased costs from Blue Cross Blue Shield

Debt Service

- The FY 2022 adopted budget includes a \$173,351 increase in debt service. An additional \$2,500 is budgeted for fees associated with debt service.
- Overall debt service represents about 22% of the total FY 2022 expense budget.
- In FY 2019, the City Council approved the 2019 Clean Water SRF and Drinking Water SRF issuance which was funded through a three year consecutive rate increase of 2% each year.



**WATER & SEWER FUND
SUMMARY**

**Water & Sewer Fund Debt Service
FY 2022 Budget Summary**

Debt Issue	Principal	Interest	Total	Remaining Principal	Maturity Date
2013 DWSRF Refunding (2004)	\$ 450,000	\$ 38,160	\$ 488,160	\$ 2,385,000	August 2026
2012-B Refunding	1,270,000	31,750	1,301,750	1,270,000	January 2022
2012-A SRF Refunding (2002/2003)	5,400,000	171,000	5,571,000	5,400,000	August 2022
2014-C Refunding (2005)	465,000	139,865	604,865	3,595,000	January 2032
2016 DWSRF	235,000	105,820	340,820	4,810,000	August 2038
2016 CWSRF	955,000	397,760	1,352,760	18,080,000	August 2037
2019 DWSRF	750,000	377,080	1,127,080	17,515,000	February 2040
2019 CWSRF	365,000	183,205	548,205	8,510,000	February 2040
2019-B Refunding of 2012-A/B, 2014-A/C	505,000	534,163	1,039,163	23,880,000	April 2035
2020-B Refunding of 2012-B	95,000	229,903	324,903	11,450,000	July 2035
Total	\$ 10,490,000	\$ 2,208,706	\$ 12,698,706	\$ 96,895,000	



This page intentionally left blank.



WATER & SEWER FUND SUMMARY

Account Category	2020 Budget	2020 Actual	2021 Budget	2021 Actual	2022 Adopted
WATER AND SEWER FUND REVENUES					
Use of Property	31,000	32,511	32,500	32,929	32,500
Charges for Services	51,094,279	49,007,541	51,333,477	48,139,626	54,281,414
Other Operating	482,000	445,531	467,000	23,007	204,500
Transfers to Other Funds	44,776	41,065	41,227	44,345	41,065
Cost Reimbursements	29,000	21,838	25,000	54,113	20,000
TOTAL WATER AND SEWER FUND REVENUES	<u>51,681,055</u>	<u>49,548,486</u>	<u>51,899,204</u>	<u>48,294,020</u>	<u>54,579,479</u>
WATER AND SEWER FUND EXPENDITURES					
Accounting and Finance	514,462	524,263	585,091	238,568	524,546
Information Technology	785,825	694,218	860,932	708,235	850,000
Infrastructure and Public Services	25,011,605	22,871,657	25,023,047	22,879,462	25,676,023
Office of the City Attorney	50,000	8,855	44,059	4,898	44,059
Office of Urban Development	1,181,439	1,047,458	1,094,003	995,380	1,221,669
Other Operating	29,444,051	24,448,582	29,642,439	12,580,237	30,351,636
TOTAL WATER AND SEWER FUND EXPENDITURES	<u>56,987,382</u>	<u>49,595,031</u>	<u>57,249,570</u>	<u>37,406,780</u>	<u>58,667,933</u>



This page intentionally left blank.



WATER & SEWER FUND REVENUES

<u>Account</u>	<u>2020 Budget</u>	<u>2020 Actual</u>	<u>2021 Budget</u>	<u>2021 Actual</u>	<u>2022 Adopted</u>
USE OF PROPERTY					
60100065-0901 Rents	31,000	32,511	32,500	32,929	32,500
TOTAL USE OF PROPERTY	<u>31,000</u>	<u>32,511</u>	<u>32,500</u>	<u>32,929</u>	<u>32,500</u>



WATER & SEWER FUND REVENUES

Account	2020 Budget	2020 Actual	2021 Budget	2021 Actual	2022 Adopted
CHARGES FOR SERVICES					
60100070-10020 Clean Our Lake	1,000	-	-	-	500
60100070-1701 Water Sales	27,577,864	26,886,225	28,071,761	26,365,257	30,078,717
60100070-1704 Sewer Sales	20,916,178	19,592,419	20,367,716	19,995,881	21,755,197
60100070-1705 Tap Fees-Inspections	170,000	268,364	225,000	114,865	175,000
60100070-1708 Collection Fees	860,000	626,125	800,000	274,334	800,000
60100070-1709 Bad Debt Write Off	-	40	-	-	-
60100070-1711 Meter Service Connect Fee	700,000	718,985	750,000	537,461	600,000
60100070-1712 Fire Service Connect Fee	150,000	26,934	100,000	1,560	2,000
60100070-1713 Lake Inspection Fee	130,000	132,650	135,000	123,242	135,000
60100070-1715 Septage Dumping Charges	494,237	670,991	812,500	624,913	650,000
60100070-1716 Water Dist Syst Inspection Fee	-	6,188	1,500	13,680	15,000
60100070-1803 Recovered Bad Debts	70,000	69,892	70,000	90,012	70,000
60100070-1898 Cash Over/Short	-	(381)	-	188	-
60100070-1899 Misc Income	-	9,107	-	(1,766)	-
TOTAL CHARGES FOR SERVICES	<u>51,094,279</u>	<u>49,007,541</u>	<u>51,333,477</u>	<u>48,139,626</u>	<u>54,281,414</u>



WATER & SEWER FUND REVENUES

Account	2020 Budget	2020 Actual	2021 Budget	2021 Actual	2022 Adopted
OTHER OPERATING					
60100080-1430 Interest Income - Debt Service	2,000	4,912	2,000	131	-
60100080-1535 Auction Sales	30,000	45,590	15,000	22,876	4,500
60100080-1710 WME Cost Recovery Fees	450,000	395,029	450,000	-	200,000
TOTAL OTHER OPERATING	<u>482,000</u>	<u>445,531</u>	<u>467,000</u>	<u>23,007</u>	<u>204,500</u>



WATER & SEWER FUND REVENUES

<u>Account</u>	<u>2020 Budget</u>	<u>2020 Actual</u>	<u>2021 Budget</u>	<u>2021 Actual</u>	<u>2022 Adopted</u>
TRANSFERS FROM OTHER FUNDS					
60100085-1605 Trans From Beer Tax Bonus	44,776	41,065	41,065	44,345	41,065
60100085-1620 Trans From General Fun	-	-	162	-	-
TOTAL TRANSFERS FROM OTHER FUNDS	<u><u>44,776</u></u>	<u><u>41,065</u></u>	<u><u>41,227</u></u>	<u><u>44,345</u></u>	<u><u>41,065</u></u>



WATER & SEWER FUND REVENUES

Account	2020 Budget	2020 Actual	2021 Budget	2021 Actual	2022 Adopted
COST REIMBURSEMENTS					
60100090-9900 Cost Reimburse	15,000	12,928	15,000	24,621	15,000
60100090-9919 Cost Reim-Distribution	10,000	8,910	10,000	501	-
60100090-9927 Cost Reim-Filter Plant	-	-	-	276	-
60100090-9929 Cost Reim-Meter Read	2,000	-	-	25,908	5,000
60100090-9948 Cost Reim-Waste Water	2,000	-	-	2,807	-
TOTAL COST REIMBURSEMENTS	<u>29,000</u>	<u>21,838</u>	<u>25,000</u>	<u>54,113</u>	<u>20,000</u>



This page intentionally left blank.

In the spirit of excellence, the Accounting & Finance Department is committed to providing a service-oriented, team approach to effectively manage the City's financial health, and provide stewardship of resources while maintaining the City's financial integrity. The Accounting and Finance Department is made up of the following divisions:

- Accounting and Financial Reporting
- Budgets and Strategic Planning
- Purchasing
- Revenue and Financial Services

Accounting & Finance FY 2022 Water & Sewer Fund Budget Summary					
Divisions	2020 Budget	2021 Budget	2022 Budget	Increase/ Decrease	Percentage Change
Budgets & Financial Reporting	\$ 330,500	\$ 328,500	\$ 328,500	\$ -	0.0%
Revenue & Financial Services	183,962	256,591	196,046	(60,545)	-23.6%
Total	\$ 514,462	\$ 585,091	\$ 524,546	\$ (60,545)	-10.3%
Expenditure Category					
Salaries/Benefits	\$ 176,462	\$ 255,723	\$ 195,546	\$ (60,177)	-23.5%
Overtime/Wages	20	-	-	-	0.0%
Auditing	68,000	66,000	66,000	-	0.0%
Bad Debt Write Offs	262,500	262,500	262,500	-	0.0%
Other Operating	7,480	868	500	(368)	-42.4%
Total By Category	\$ 514,462	\$ 585,091	\$ 524,546	\$ (60,545)	-10.3%

Accounting & Finance Budget Highlights

- Compared to the FY 2021 original budget, overall salaries and benefits decreased by \$60,545 due to the combination of personnel increases associated with the 2.5% COLA and the lifting of the hiring freeze, along with the transfer of a position to the General Fund that was incorrectly budgeted in Water and Sewer in prior year.
- Excluding salaries and benefits, the total departmental budget is level funded.

Accounting & Finance Unfunded Requests

Unfunded Initiatives:

- None

Unfunded Equipment:

- None

Unfunded Facility Improvements:

- None

Unfunded Personnel Requests:

- None

Unfunded Technology Requests:

- None



**WATER & SEWER FUND
ACCOUNTING & FINANCE**

Account	2020 Budget	2020 Actual	2021 Budget	2021 Actual	2022 Adopted
A&F BUDGETS AND FINANCIAL REPORTING					
60101010-3007 Auditing	68,000	60,000	66,000	61,200	66,000
60101010-3992 Bad Debt Write Offs - Tax	-	11,266	-	-	-
60101010-3997 Bad Debt Write Offs	262,500	277,346	262,500	-	262,500
TOTAL A&F BUDGETS AND FINANCIAL REPORTING	<u>330,500</u>	<u>348,613</u>	<u>328,500</u>	<u>61,200</u>	<u>328,500</u>



**WATER & SEWER FUND
ACCOUNTING & FINANCE**

Account	2020 Budget	2020 Actual	2021 Budget	2021 Actual	2022 Adopted
A&F REVENUE AND FINANCIAL SERVICES					
60101030-1005 Beer Tax Bonus	696	703	968	725	705
60101030-1015 Salaries	130,796	130,461	191,897	130,116	150,313
60101030-1025 Salary Overtime	20	18	-	-	-
60101030-2010 Employee Insurance	24,366	23,675	31,584	25,230	19,604
60101030-2025 State Pension	11,625	11,544	17,779	12,210	14,227
60101030-2029 Medicare Tax	1,703	1,697	2,558	1,658	5,641
60101030-2030 Social Security	7,276	7,258	10,937	7,090	5,056
60101030-3110 Machine Rental	3,700	-	-	-	-
60101030-3155 Office Supplies	1,480	293	338	338	500
60101030-3170 Repairs & Supplies	-	-	530	-	-
60101030-3210 Travel/Education	2,000	-	-	-	-
60101030-3225 Uniforms/Prot Clothing	300	-	-	-	-
TOTAL A&F REVENUE AND FINANCIAL SERVICES	183,962	175,650	256,591	177,368	196,046



This page intentionally left blank.

The Information Technology Department provides centralized technology services to the City of Tuscaloosa, with these services playing a critical and strategic role in the delivery of government to our citizens.

Technology services certainly include the functions above; however, these also include public safety radio and communications, cellular data services, mobile data services (allowing field staff to work from their vehicles) technology procurement and cybersecurity; which in today's world is of ever-increasing importance to ensure the function of government continues in an uninterrupted fashion.

We hold our responsibilities in the highest regard and work diligently to ensure Tuscaloosa meets our Standard of Excellence to be the most innovative and efficiently managed city in the United States.

Information Technology FY 2022 Water & Sewer Fund Budget Summary					
Divisions	2020 Budget	2021 Budget	2022 Budget	Increase/ Decrease	Percentage Change
Information Technology	\$ 785,825	\$ 860,932	\$ 850,000	\$ (10,932)	-1.3%
Total	\$ 785,825	\$ 860,932	\$ 850,000	\$ (10,932)	-1.3%
Expenditure Category					
Salaries/Benefits	\$ -	\$ -	\$ -	\$ -	0.0%
Maintenance Contracts	781,565	860,932	850,000	(10,932)	-1.3%
Other Operating	4,260	-	-	-	0.0%
Total By Category	\$ 785,825	\$ 860,932	\$ 850,000	\$ (10,932)	-1.3%

Information Technology Budget Highlights

- Compared to the FY 2021 original budget, the total departmental budget is level funded with the following exception:
 - Decrease in maintenance contracts of \$9,036

Information Technology Unfunded Requests

Unfunded Initiatives:

- None

Unfunded Equipment:

- None

Unfunded Facility Improvements:

- None

Unfunded Personnel Requests:

- None

Unfunded Technology Requests:

- None



**WATER & SEWER FUND
INFORMATION TECHNOLOGY**

Account	2020 Budget	2020 Actual	2021 Budget	2021 Actual	2022 Adopted
INFORMATION TECHNOLOGY					
60104030-3156 Maintenance Contracts	781,565	689,958	860,932	708,235	850,000
60104030-3170 Repairs & Supplies	4,260	4,260	-	-	-
TOTAL INFORMATION TECHNOLOGY	785,825	694,218	860,932	708,235	850,000

Infrastructure and Public Services (IPS), comprising of Administration, Engineering, Infrastructure, Logistics and Asset Management, and Public Services, accounts for nearly one third of City employees. IPS manages approximately \$36M in General Fund dollars, \$25M in Water & Sewer dollars, \$186M in Capital Project dollars, and \$154M in Grant Project dollars. The department operates on the core principle of delivering the highest caliber of performance and integrity while providing the citizens of Tuscaloosa with exceptional customer service both at City Hall and in the community. Infrastructure and Public Services manages and facilitates all infrastructure, capital projects, public facilities, and public services for the City of Tuscaloosa. The department achieves this by working together, always being prepared for all scenarios, using asset management principles to drive decisions, and consistently providing excellent customer service. For a more detailed review of Infrastructure and Public Services, please reference the 2020 Annual Report that can be found on the City’s website.

Infrastructure & Public Services					
FY 2022 Water & Sewer Fund Budget Summary					
Divisions	2020 Budget	2021 Budget	2022 Budget	Increase/Decrease	Percentage Change
Administration	\$ 86,519	\$ 149,863	\$ 135,438	\$ (14,425)	-9.6%
Engineering	588,458	753,010	616,250	(136,760)	-18.2%
Logistics & Asset Management	14,889,300	14,939,357	15,383,909	444,552	3.0%
Public Services	6,700	4,300	8,550	4,250	98.8%
Infrastructure	7,480,924	7,485,779.28	7,740,116	254,337	3.4%
Special Projects	1,959,703	1,690,738	1,791,760	101,022	6.0%
Total	\$ 25,011,605	\$ 25,023,047	\$ 25,676,023	\$ 652,976	2.6%
Expenditure Category					
Salaries/Benefits	\$ 11,371,657	\$ 11,440,016	\$ 12,069,479	\$ 629,463	5.5%
Overtime/Wages/Holiday Pay	704,161	734,515	686,139	(48,376)	-6.6%
Auto Fuel/Maintenance	414,945	413,500	439,000	25,500	6.2%
Chemicals	1,481,599	1,851,050	1,663,050	(188,000)	-10.2%
Maintenance Contracts	3,576	4,111	-	(4,111)	-100.0%
Tip Fee	390,000	562,500	565,500	3,000	0.5%
Utilities	3,642,379	3,514,628	3,690,934	176,306	5.0%
Capital Outlay	3,968,130	3,597,879	3,845,733	247,854	6.9%
Other Operating	3,035,158	2,904,847	2,716,188	(188,659)	-6.5%
Total By Category	\$ 25,011,605	\$ 25,023,047	\$ 25,676,023	\$ 652,976	2.6%

Infrastructure & Public Services Budget Highlights

- Compared to the FY 2021 original budget, overall salaries and benefits increased by \$629,463 due to personnel increases associated with the 2.5% COLA, lifting of the hiring freeze, and additional costs associated with the addition of 3 part time Meter Reader positions.
- Excluding salaries and benefits, the total departmental budget is level funded with the following exceptions:
 - \$4,954 increase in costs associated with the addition of the Juneteenth holiday
 - \$9,300 increase for uniform allotments
 - \$31,507 decrease in utility costs

Infrastructure & Public Services Goals

Short-Term Goals:	Target Date	Core Belief			
		#1	#2	#3	#4
PACT: A continued initiative to achieve the Mayor's standard of excellence through equipping the department in the areas of Planning and Preparedness, Asset Management, Customer Service, and Training. Overall this is IPS's strategy to successfully support the Mayor's core beliefs and standard of excellence.	Ongoing		X		X
Capital Improvements: Complete capital projects that focus on significant improvements to our water & sewer infrastructure as outlined in IPS's four-year plan.	Ongoing	X	X	X	X
Elevate Tuscaloosa: IPS will work with other City departments and outside organizations to assist in the implementation of the Elevate Projects.	Ongoing		X	X	X
Expand Tuscaloosa Builds: Coordinate with the City of Northport and other areas of West Alabama to adopt and utilize the Tuscaloosa Builds program to promote the growth of small and disadvantaged businesses. Partner with entities such as The University of Alabama and The Chamber of Commerce of West Alabama, and Shelton State Community College to provide free training resources to disadvantaged businesses, create new programs such as a re-entry program for previously incarcerated individuals, and lobby for increased inclusion of disadvantaged contractors on public works contracts.	Ongoing		X	X	X

Infrastructure & Public Services Goals (continued)

Short-Term Goals (continued):	Target Date	Core Belief			
		#1	#2	#3	#4
Annual Report: To increase transparency within Infrastructure and Public Services, the department will release an Annual Report to give citizens a deeper look into operations and how IPS employees contribute to the community. This is used internally to create benchmarks to improve workflow and budgetary efficiencies	Ongoing		X		X
Policies and Procedures: Ongoing development to streamline and create efficiencies in the operations of the department.	Ongoing				X
Asset Management: Integrate asset management in the daily operations of all divisions.	Ongoing		X	X	X
Metering Initiative: There are approximately 55,00 meters read by the City each month. Out of those, we have to conduct re-reads of approximately 6,000 meters which means multiple trips are made to these meters each month. IPS has begun the meter change out program so the number of re-reads will decrease.	Ongoing	X	X	X	X

Infrastructure & Public Services Goals (continued)

Long-Term Goals:	Target Date	Core Belief			
		#1	#2	#3	#4
PACT: A continued initiative to achieve the Mayor's standard of excellence through equipping the department in the areas of Planning and Preparedness, Asset Management, Customer Service, and Training. Overall this is IPS's strategy to successfully support the Mayor's core beliefs and standard of excellence.	Ongoing		X		X
Capital Improvements: Complete capital projects that focus on significant improvements to our water & sewer infrastructure as outlined in IPS's four-year plan.	Ongoing	X	X	X	X
Expand Tuscaloosa Builds: Coordinate with the City of Northport and other areas of West Alabama to adopt and utilize the Tuscaloosa Builds program to promote the growth of small and disadvantaged businesses. Partner with entities such as The University of Alabama and The Chamber of Commerce of West Alabama, and Shelton State Community College to provide free training resources to disadvantaged businesses, create new programs such as a re-entry program for previously incarcerated individuals, and lobby for increased inclusion of disadvantaged contractors on public works contracts.	Ongoing		X	X	X
Asset Management: A comprehensive assessment of City infrastructure, facilities, process assets and much more in order to be fully equipped with the knowledge to forecast for improvements and replacement, cost effectiveness, efficiencies, and in some cases, a quicker response time. Will be used as a tool to implement new planning/procedures for everyday operations and capital purchases.	Ongoing		X	X	X

Infrastructure & Public Services Goals (continued)

Long-Term Goals (continued):	Target Date	Core Belief			
		#1	#2	#3	#4
Annual Report: To increase transparency within Infrastructure and Public Services, the department will release an Annual Report to give citizens a deeper look into operations and how IPS employees contribute to the community. This is used internally to create benchmarks to improve workflow and budgetary efficiencies	Ongoing		X		X
Elevate Tuscaloosa: IPS will work with other City departments and outside organizations to assist in the implementation of the Elevate Projects.	Ongoing		X	X	X
Metering Initiative: There are approximately 55,00 meters read by the City each month. Out of those, we have to conduct re-reads of approximately 6,000 meters which means multiple trips are made to these meters each month. IPS has begun the meter change out program so the number of re-reads will decrease.	Ongoing	X	X	X	X
Update City's Lakes Codes and Safety: Review and update City code relating to Lake Nicol, Harris Lake, and Lake Tuscaloosa. The code review and updates will be in conjunction with the Framework comprehensive plan adoption and the increased park usage at all three of the city owned lakes. IPS will also address docks/structures that are eligible for condemnation. Updating the City's codes and removing unsafe structures allow for an opportunity to implement consolidated code enforcement and will help ensure citizen safety.	2022-2023	X	X	X	

Infrastructure & Public Services Goals (continued)

Long-Term Goals (continued):	Target Date	Core Belief			
		#1	#2	#3	#4
Class B Bio-Solids: Currently the City sends all bio solids from the Fletcher Facility to the landfill. With the advent of this program, we could land apply these bio-solids as fertilizer and save significant operational dollars.	Ongoing				X
Energy Efficiency and Security Improvements at Fletcher, Plott, and Ed Love: IPS continues to seek out opportunities to upgrade outdated equipment to more energy efficient equipment and equipment that increases our cyber security. As we continue to upgrade these pieces of equipment, the City will likely see decreases to energy costs.	Ongoing	X	X		X

Infrastructure & Public Services Unfunded Requests

Unfunded Initiatives:

➤ Hidden Revenue Locator (Infrastructure - Meters)	\$ 92,060
➤ Meter Replacement Needs (Infrastructure - Meters)	432,900
➤ Chemicals (Logistics - Fletcher)	114,000
➤ Water Line Upgrades Identified (Infrastructure - Distribution)	582,125
➤ Termination Manhole Upgrade Initiative (Infrastructure - Collections)	100,000
➤ Engineering Contract for Routing Chlorine DiOxide to Redundant Raw Water Line (Logistics - Ed Love)	50,000
➤ Detailed Inflow and Infiltration Study Initiative (Infrastructure - Collections)	50,000
➤ Roll-Up Door Addition to the Chlorine Dioxide Building (Logistics - Ed Love)	25,000
➤ Chemical Supplies - Lab Increase (Logistics - Ed Love)	5,500
➤ Chemicals (Logistics - Ed Love)	200,000
➤ Chemicals (Logistics - Plott)	50,000
➤ Chemical Supplies - Lab Increase (Logistics - Fletcher)	18,000
➤ Pump Service and Repair Contract (Logistics - Ed Love)	45,000
➤ Replace Old Manual Screen (Logistics - Fletcher)	50,000
➤ Clarifier Motor Replacements (Logistics - Fletcher)	50,000
➤ Valve Replacements (Logistics - Fletcher)	65,000
➤ Lift Station Pump Repairs (Logistics - Fletcher)	100,000
➤ 2" Galvanized Renewal Initiative (Infrastructure - Distribution)	4,500,000
➤ Chemical Supplies - Lab Increase (Logistics - Plott)	7,000
➤ UV Upgrade Parts (Logistics - Fletcher)	300,000
Total Unfunded Initiatives	\$ 6,836,585

Infrastructure & Public Services Unfunded Requests (continued)

Unfunded Equipment:

▶ (3) 1/2-Ton Pickup Truck with Strobe Lights and Tool Box	\$ 94,500
▶ 1/2-Ton Pickup Truck with Utility Bed, Jobox, Portable 2000W Generator, Strobe Lighting Bar, Cradle Point, and Laptop Stand	50,000
▶ 2-Ton 4x4 Pickup Truck with Cradle Point, Brush Guard, Winch, and Laptop Stand	375,000
▶ 3/4-Ton Extended Cab Pickup Truck with Utility Bed, Vehicle-Mounted Air Compressor capable of up to 70cfm, Crane with 10,000ft pounds 1.4ton, Wide Rear Bumper for Mounting Vise, Laptop Stand, Cradle Point, and Strobe Lights	112,000
▶ Backhoe with 4x4, Cab Air, and Extended Boom	130,000
▶ Compact Skid Steer with Trencher, Angle Broom, Grade Bucket, and Industrial Brush Cutter	300,000
▶ Excavator with 36" Bucket, 2 54" Thumb	270,000
▶ Flat Bed Crane Truck with Stand Up Model Crane and Strobe Lighting Bar	245,000
▶ Forklift with 8000 lb Capacity and Hydraulic Fork Spreaders	65,000
▶ Mini Track Hoe with Closed Cab, 12" Bucket, 24" Bucket, 36" Bucket, Jackhammer, LED Lights, and 10 ton Trailer	125,000
▶ Mulcher with Hydraulic Set Up for Current Excavator	31,500
▶ Sewer Truck with Cradle Point, Grease Applicator, and Laptop Stand	480,000
▶ Straw Blower	12,000
▶ Truck with Utility Bed, Cradle Point, 5,000 lb Crane, and Laptop Stand	150,000
▶ Wide Compact Utility Loader with Grade Bucket, Trencher, and Angle Broom	50,000
▶ Work Bed for Truck ID# 2002	7,800
Total Unfunded Equipment	\$ 2,497,800

Unfunded Facility Improvements:

▶ Distribution Yard - Improvements	\$ 29,000
▶ Distribution Warehouse - Improvements	40,000
▶ Ed Love - Improvements	20,000
▶ Distribution Shop - Improvements	15,500
Total Unfunded Facility Improvements	\$ 104,500

Unfunded Personnel Requests:

▶ None

Unfunded Technology Requests:

▶ Laptop with Docking Station	\$ 2,125
▶ (2) Rugged Laptop	8,250
▶ (5) 64GB Cellular Capable Tablets	15,000
▶ Desktop Computer	1,125
▶ (2) Tablets with 5G Cell Service	1,400
Total Unfunded Technology Requests	\$ 27,900



**WATER & SEWER FUND
INFRASTRUCTURE & PUBLIC SERVICES**

Account	2020 Budget	2020 Actual	2021 Budget	2021 Actual	2022 Adopted
IPS - ADMINISTRATION					
60109050-1005 Beer Tax Bonus	232	142	242	242	235
60109050-1015 Salaries	36,991	34,462	92,033	87,946	91,394
60109050-1025 Salary Overtime	-	-	200	-	750
60109050-2010 Employee Insurance	12,162	9,363	25,310	17,830	18,493
60109050-2025 State Pension	2,345	2,198	7,471	7,519	7,850
60109050-2029 Medicare Tax	470	429	1,169	1,147	1,195
60109050-2030 Social Security	2,009	1,836	4,993	4,906	5,106
60109050-3010 Auto-Fuel & Oil	1,000	517	1,000	1,306	1,000
60109050-3015 Auto-Maintenance	1,000	37	1,000	582	1,000
60109050-3106 Toll Bridge	50	3	15	-	50
60109050-3155 Office Supplies	100	270	550	542	350
60109050-3170 Repairs & Supplies	200	152	500	406	1,000
60109050-3210 Travel/Education	18,380	12,671	13,045	13,045	4,080
60109050-3214 Books/Dues/Subscriptions	845	430	400	474	400
60109050-3225 Uniforms/Prot Clothing	9,600	8,328	-	-	600
60109050-3231 Telephone	1,035	1,051	1,810	1,057	1,810
60109050-3999 Miscellaneous Expense	100	-	125	125	125
TOTAL IPS - ADMINISTRATION	86,519	71,891	149,863	137,128	135,438



**WATER & SEWER FUND
INFRASTRUCTURE & PUBLIC SERVICES**

Account	2020 Budget	2020 Actual	2021 Budget	2021 Actual	2022 Adopted
IPS - ENGINEERING					
60109030-1005 Beer Tax Bonus	1,392	1,641	1,694	1,691	1,645
60109030-1015 Salaries	356,827	359,296	364,476	359,614	373,587
60109030-1025 Salary Overtime	62,460	34,089	38,000	23,722	38,000
60109030-1045 Holiday Pay	1,000	846	1,000	348	1,108
60109030-2010 Employee Insurance	46,881	48,201	53,960	53,819	55,940
60109030-2025 State Pension	29,810	32,933	31,847	34,897	33,962
60109030-2029 Medicare Tax	4,868	5,399	4,930	5,255	5,048
60109030-2030 Social Security	20,809	23,087	21,066	22,469	21,573
60109030-3010 Auto-Fuel & Oil	7,600	5,717	7,600	6,516	7,600
60109030-3015 Auto-Maintenance	3,000	1,644	3,000	1,448	3,000
60109030-3100 Outside Services	23,984	23,984	205,000	24,915	50,000
60109030-3106 Toll Bridge	100	28	50	13	50
60109030-3138 Operating Forms	150	-	150	150	-
60109030-3170 Repairs & Supplies	8,700	10,068	8,115	8,254	8,000
60109030-3210 Travel/Education	13,050	3,415	5,100	2,351	8,100
60109030-3214 Books/Dues/Subscriptions	1,977	395	1,272	-	1,977
60109030-3225 Uniforms/Prot Clothing	1,350	650	1,250	868	1,740
60109030-3231 Telephone	4,500	5,214	4,500	4,552	4,920
TOTAL IPS - ENGINEERING	<u>588,458</u>	<u>556,607</u>	<u>753,010</u>	<u>550,882</u>	<u>616,250</u>



**WATER & SEWER FUND
INFRASTRUCTURE & PUBLIC SERVICES**

Account	2020 Budget	2020 Actual	2021 Budget	2021 Actual	2022 Adopted
IPS - LAM - ADMINISTRATION					
60109040-1005 Beer Tax Bonus	2,320	2,110	2,178	1,927	2,115
60109040-1015 Salaries	652,254	578,564	586,685	496,909	645,736
60109040-1025 Salary Overtime	3,000	3,360	3,000	786	-
60109040-1030 Wages	44,000	11,508	44,000	18,062	-
60109040-2010 Employee Insurance	84,048	69,868	74,750	61,070	84,006
60109040-2025 State Pension	50,127	44,891	47,751	42,510	54,774
60109040-2029 Medicare Tax	9,542	8,085	8,634	7,014	9,272
60109040-2030 Social Security	40,778	34,571	36,899	29,990	39,629
60109040-3010 Auto-Fuel & Oil	850	171	300	-	300
60109040-3015 Auto-Maintenance	750	29	150	-	150
60109040-3100 Outside Services	73,000	24,545	26,816	25,214	-
60109040-3137 Postage & Freight	125	48	75	30	50
60109040-3155 Office Supplies	1,000	332	650	642	150
60109040-3170 Repairs & Supplies	-	(113)	-	59	500
60109040-3210 Travel/Education	29,700	6,617	1,100	1,648	6,000
60109040-3214 Books/Dues/Subscriptions	1,125	1,137	195	70	250
60109040-3215 Trade Organization Dues	9,600	9,272	6,700	4,800	9,600
60109040-3225 Uniforms/Prot Clothing	3,400	4,318	840	700	210
60109040-3231 Telephone	15,000	13,161	5,000	10,053	480
60109040-3999 Miscellaneous Expense	200	-	355	355	500
TOTAL IPS - LAM - ADMINISTRATION	<u>1,020,819</u>	<u>812,473</u>	<u>846,079</u>	<u>701,836</u>	<u>853,722</u>



**WATER & SEWER FUND
INFRASTRUCTURE & PUBLIC SERVICES**

Account	2020 Budget	2020 Actual	2021 Budget	2021 Actual	2022 Adopted
IPS - LAM - WW TREATMENT					
60109041-1005 Beer Tax Bonus	6,728	6,387	7,018	6,564	6,815
60109041-1015 Salaries	1,431,905	1,374,511	1,457,647	1,350,695	1,461,121
60109041-1025 Salary Overtime	144,000	277,898	194,815	201,989	194,815
60109041-1030 Wages	3,600	-	-	-	20,800
60109041-1045 Holiday Pay	34,000	6,331	34,000	7,112	11,077
60109041-2010 Employee Insurance	280,204	234,046	271,257	236,021	283,516
60109041-2025 State Pension	115,894	125,813	124,429	130,639	128,179
60109041-2029 Medicare Tax	19,013	22,390	19,372	21,173	19,375
60109041-2030 Social Security	81,247	95,735	82,795	90,533	82,782
60109041-3010 Auto-Fuel & Oil	40,000	33,462	40,000	36,983	40,000
60109041-3015 Auto-Maintenance	28,000	36,727	28,000	32,729	40,000
60109041-3047 Chemicals	187,866	168,465	320,000	363,377	300,000
60109041-3048 Chemical Supplies-Lab	13,282	13,282	10,600	9,983	10,600
60109041-3077 Electricity	1,708,009	1,580,082	1,646,772	1,608,485	1,745,052
60109041-3100 Outside Services	100,000	83,156	125,595	109,372	88,000
60109041-3102 Outside Services-Lab	27,970	18,947	45,970	47,765	26,620
60109041-3106 Toll Bridge	11,781	8,547	8,000	9,570	8,000
60109041-3110 Machine Rental	50,000	109,072	72,634	42,563	88,400
60109041-3137 Postage & Freight	702	687	1,100	722	600
60109041-3138 Operating Forms	3,700	2,200	3,476	3,476	3,000
60109041-3155 Office Supplies	3,000	2,584	2,500	2,085	2,000
60109041-3170 Repairs & Supplies	373,376	433,643	345,289	339,382	350,000
60109041-3188 Furniture Supplies	-	-	74,579	-	-
60109041-3195 Tip Fee	390,000	459,805	562,500	430,975	562,500
60109041-3210 Travel/Education	25,500	19,577	7,059	7,359	10,000
60109041-3214 Books/Dues/Subscriptions	3,900	1,454	6,135	6,780	6,150
60109041-3225 Uniforms/Prot Clothing	9,700	9,792	8,100	7,607	11,175
60109041-3230 Utilities	31,672	47,936	32,369	27,603	40,029
60109041-3231 Telephone	65,000	47,905	50,000	46,032	50,000
60109041-3899 Weather Related Expenses	-	89	-	-	-
60109041-3999 Miscellaneous Expense	750	348	500	88	250
60109041-4011 Equipment - WS Process	545,076	119,224	773,607	695,671	450,000
60109041-4170 Capital Repairs/Improvements	688,572	692,938	270,817	201,489	650,000
TOTAL IPS - LAM - WW TREATMENT	6,424,448	6,033,031	6,626,935	6,074,820	6,690,856



**WATER & SEWER FUND
INFRASTRUCTURE & PUBLIC SERVICES**

Account	2020 Budget	2020 Actual	2021 Budget	2021 Actual	2022 Adopted
IPS - LAM - LAKES					
60109042-1005 Beer Tax Bonus	1,856	1,837	1,936	1,782	1,880
60109042-1015 Salaries	355,681	355,396	359,629	333,424	367,559
60109042-1025 Salary Overtime	5,000	4,396	3,500	2,895	2,500
60109042-2010 Employee Insurance	70,836	63,164	68,114	75,759	85,065
60109042-2025 State Pension	27,401	28,701	30,248	29,708	32,553
60109042-2029 Medicare Tax	4,708	4,757	4,763	4,362	4,754
60109042-2030 Social Security	20,116	20,339	20,354	18,652	20,307
60109042-3010 Auto-Fuel & Oil	15,000	8,388	13,000	10,630	13,000
60109042-3015 Auto-Maintenance	4,000	11,431	4,000	9,409	4,000
60109042-3100 Outside Services	72,000	43,066	45,255	23,073	21,625
60109042-3110 Machine Rental	1,200	1,139	1,200	1,407	1,260
60109042-3137 Postage & Freight	5,000	2,035	1,900	1,984	2,000
60109042-3138 Operating Forms	250	190	250	230	250
60109042-3155 Office Supplies	1,000	1,065	750	640	1,000
60109042-3170 Repairs & Supplies	37,898	39,694	32,550	30,609	35,000
60109042-3210 Travel/Education	6,000	2,971	1,126	1,609	3,500
60109042-3214 Books/Dues/Subscriptions	1,000	381	460	125	375
60109042-3225 Uniforms/Prot Clothing	2,800	2,847	2,750	2,040	2,320
60109042-3230 Utilities	22,906	19,983	23,410	19,508	25,182
60109042-3231 Telephone	13,106	15,166	13,761	14,377	14,450
60109042-38001 Ops Continuity - COVID	-	40	-	-	-
60109042-3899 Weather Event 1	-	8,000	-	-	-
60109042-3999 Miscellaneous Expense	300	130	150	328	-
TOTAL IPS - LAM - LAKES	668,058	635,116	629,107	582,552	638,580



**WATER & SEWER FUND
INFRASTRUCTURE & PUBLIC SERVICES**

Account	2020 Budget	2020 Actual	2021 Budget	2021 Actual	2022 Adopted
IPS - LAM - TECHNICAL SERVICES					
60109043-1005 Beer Tax Bonus	2,320	2,344	2,178	2,590	2,820
60109043-1015 Salaries	492,337	504,765	420,730	598,641	708,316
60109043-1025 Salary Overtime	18,000	47,589	35,000	47,166	5,000
60109043-2010 Employee Insurance	108,556	98,833	87,565	127,124	154,487
60109043-2025 State Pension	41,591	46,846	37,603	57,888	64,645
60109043-2029 Medicare Tax	6,345	7,214	5,424	8,427	9,102
60109043-2030 Social Security	27,111	30,846	23,174	36,031	38,892
60109043-3010 Auto-Fuel & Oil	5,000	5,216	6,000	14,458	3,000
60109043-3015 Auto-Maintenance	1,750	3,137	2,200	8,905	2,200
60109043-3100 Outside Services	-	9,542	-	10,339	-
60109043-3106 Toll Bridge	200	137	250	239	150
60109043-3137 Postage & Freight	-	-	160	19	-
60109043-3138 Operating Forms	800	212	300	528	-
60109043-3155 Office Supplies	-	-	500	839	200
60109043-3170 Repairs & Supplies	3,400	10,283	28,272	36,076	2,700
60109043-3210 Travel/Education	-	-	1,267	1,081	2,400
60109043-3214 Books/Dues/Subscriptions	-	-	450	645	-
60109043-3225 Uniforms/Prot Clothing	-	152	3,850	2,035	930
60109043-3231 Telephone	-	-	10,784	5,079	3,480
60109043-3999 Miscellaneous Expense	-	-	100	37	50
TOTAL IPS - LAM - TECHNICAL SERVICES	<u>707,410</u>	<u>767,116</u>	<u>665,807</u>	<u>958,146</u>	<u>998,372</u>



**WATER & SEWER FUND
INFRASTRUCTURE & PUBLIC SERVICES**

Account	2020 Budget	2020 Actual	2021 Budget	2021 Actual	2022 Adopted
IPS - LAM - PLOTT					
60109044-1005 Beer Tax Bonus	1,856	1,641	1,694	1,505	1,645
60109044-1015 Salaries	406,365	386,477	406,364	353,805	410,099
60109044-1025 Salary Overtime	23,000	32,780	23,000	18,001	20,000
60109044-1030 Wages	3,600	-	-	-	12,480
60109044-1045 Holiday Pay	13,926	9,807	10,000	11,380	11,077
60109044-2010 Employee Insurance	66,917	61,713	69,348	60,819	78,351
60109044-2025 State Pension	33,859	35,411	35,332	34,508	36,546
60109044-2029 Medicare Tax	5,470	5,820	5,443	5,168	5,441
60109044-2030 Social Security	23,380	24,885	23,261	22,096	23,254
60109044-3010 Auto-Fuel & Oil	950	536	2,450	2,366	950
60109044-3015 Auto-Maintenance	700	102	700	522	700
60109044-3047 Chemicals	200,000	297,739	264,000	270,609	250,000
60109044-3048 Chemical Supplies-Lab	22,000	24,335	22,000	17,345	22,000
60109044-3077 Electricity	468,187	419,750	444,487	383,326	470,659
60109044-3100 Outside Services	10,000	2,910	10,000	1,300	10,000
60109044-3106 Toll Bridge	-	13	11	6	-
60109044-3110 Machine Rental	1,520	2,584	2,070	2,353	1,520
60109044-3155 Office Supplies	650	697	500	508	650
60109044-3170 Repairs & Supplies	95,000	62,888	72,454	64,932	95,000
60109044-3210 Travel/Education	8,000	520	5,575	905	8,000
60109044-3214 Books/Dues/Subscriptions	600	681	365	70	1,950
60109044-3216 Regulatory Permits	3,830	-	4,595	4,595	-
60109044-3225 Uniforms/Prot Clothing	1,900	2,112	1,800	1,389	3,205
60109044-3231 Telephone	20,000	5,641	10,000	5,969	10,000
60109044-3999 Miscellaneous Expense	475	111	250	79	250
60109044-4011 Equipment - WS Process	-	-	35,806	35,849	21,500
60109044-4170 Capital Repairs/Improvements	113,920	110,894	63,153	10,280	115,000
TOTAL IPS - LAM - PLOTT	<u>1,526,105</u>	<u>1,490,046</u>	<u>1,514,658</u>	<u>1,309,684</u>	<u>1,610,277</u>



**WATER & SEWER FUND
INFRASTRUCTURE & PUBLIC SERVICES**

Account	2020 Budget	2020 Actual	2021 Budget	2021 Actual	2022 Adopted
IPS - LAM - ED LOVE					
60109045-1005 Beer Tax Bonus	6,032	5,386	6,534	5,873	6,110
60109045-1015 Salaries	1,282,067	1,116,554	1,276,940	1,158,040	1,246,651
60109045-1025 Salary Overtime	83,000	68,956	83,000	73,382	75,000
60109045-1030 Wages	3,600	-	-	-	8,320
60109045-1045 Holiday Pay	25,575	20,742	25,000	23,415	27,692
60109045-2010 Employee Insurance	197,025	162,916	204,884	182,817	195,042
60109045-2025 State Pension	105,682	96,788	105,297	107,487	106,603
60109045-2029 Medicare Tax	17,459	16,289	17,130	16,842	16,661
60109045-2030 Social Security	74,620	69,649	73,197	72,012	71,194
60109045-3010 Auto-Fuel & Oil	14,000	11,865	14,000	16,121	14,000
60109045-3015 Auto-Maintenance	6,500	11,865	6,500	9,261	6,500
60109045-3047 Chemicals	990,000	1,187,959	1,140,000	1,331,546	1,000,000
60109045-3048 Chemical Supplies-Lab	43,000	71,306	55,000	56,831	55,000
60109045-3077 Electricity	1,036,120	850,599	983,915	967,803	1,029,770
60109045-3100 Outside Services	255,576	252,216	261,109	191,856	55,000
60109045-3102 Outside Services-Lab	-	-	-	-	170,000
60109045-3106 Toll Bridge	50	6	20	-	20
60109045-3110 Machine Rental	1,920	-	1,000	564	1,000
60109045-3137 Postage & Freight	621	397	500	241	500
60109045-3138 Operating Forms	4,000	3,613	4,000	3,687	4,000
60109045-3155 Office Supplies	2,700	2,925	2,000	909	3,000
60109045-3170 Repairs & Supplies	191,721	159,080	188,852	192,800	190,000
60109045-3188 Furniture Supplies	-	-	19,000	-	-
60109045-3195 Tip Fee	-	-	-	-	7,000
60109045-3210 Travel/Education	24,100	2,513	9,923	5,322	14,000
60109045-3214 Books/Dues/Subscriptions	4,500	817	1,568	1,693	3,600
60109045-3216 Regulatory Permits	2,000	360	2,416	360	-
60109045-3225 Uniforms/Prot Clothing	8,150	6,569	5,750	4,506	8,500
60109045-3231 Telephone	53,000	44,646	40,000	46,348	40,000
60109045-3899 Weather Related Expenses	1,424	1,702	1,424	-	-
60109045-3999 Miscellaneous Expense	500	139	250	-	250
60109045-4011 Equipment - WS Process	4,481	4,481	10,742	10,742	10,000
60109045-4170 Capital Repairs/Improvements	103,037	99,588	116,821	20,811	85,000
TOTAL IPS - LAM - ED LOVE	<u>4,542,460</u>	<u>4,269,926</u>	<u>4,656,771</u>	<u>4,501,268</u>	<u>4,450,413</u>



**WATER & SEWER FUND
INFRASTRUCTURE & PUBLIC SERVICES**

Account	2020 Budget	2020 Actual	2021 Budget	2021 Actual	2022 Adopted
IPS - LAM - WAREHOUSE/TECHNICAL SERVICES					
60109046-1025 Salary Overtime	-	-	-	-	21,000
60109046-3010 Auto-Fuel & Oil	-	-	-	-	6,000
60109046-3015 Auto-Maintenance	-	-	-	-	4,500
60109046-3106 Toll Bridge	-	-	-	-	500
60109046-3137 Postage & Freight	-	-	-	-	150
60109046-3138 Operating Forms	-	-	-	-	300
60109046-3155 Office Supplies	-	-	-	-	600
60109046-3170 Repairs & Supplies	-	-	-	-	26,600
60109046-3210 Travel/Education	-	-	-	-	20,000
60109046-3214 Books/Dues/Subscriptions	-	-	-	-	500
60109046-3231 Telephone	-	-	-	-	10,784
60109046-3999 Miscellaneous Expense	-	-	-	-	75
TOTAL IPS - LAM - WAREHOUSE/TECHNICAL SERVICES	-	-	-	-	91,009



**WATER & SEWER FUND
INFRASTRUCTURE & PUBLIC SERVICES**

Account	2020 Budget	2020 Actual	2021 Budget	2021 Actual	2022 Adopted
IPS - LAM - ASSET MANAGEMENT					
60109047-1025 Salary Overtime	-	-	-	-	3,000
60109047-1030 Wages	-	-	-	-	30,000
60109047-3100 Outside Services	-	-	-	-	5,000
60109047-3155 Office Supplies	-	-	-	-	500
60109047-3170 Repairs & Supplies	-	-	-	-	4,000
60109047-3210 Travel/Education	-	-	-	-	5,250
60109047-3214 Books/Dues/Subscriptions	-	-	-	-	750
60109047-3225 Uniforms/Prot Clothing	-	-	-	-	1,220
60109047-3231 Telephone	-	-	-	-	960
TOTAL IPS - LAM - ASSET MANAGEMENT	-	-	-	-	50,680



**WATER & SEWER FUND
INFRASTRUCTURE & PUBLIC SERVICES**

Account	2020 Budget	2020 Actual	2021 Budget	2021 Actual	2022 Adopted
IPS - PS - ADMINISTRATION					
60109060-3086 Public Education	3,200	924	-	-	3,550
60109060-3100 Outside Services	3,500	3,742	4,300	3,313	5,000
TOTAL IPS - PS - ADMINISTRATION	6,700	4,666	4,300	3,313	8,550



**WATER & SEWER FUND
INFRASTRUCTURE & PUBLIC SERVICES**

Account	2020 Budget	2020 Actual	2021 Budget	2021 Actual	2022 Adopted
IPS - INFR - ADMINISTRATION					
60109070-1005 Beer Tax Bonus	18,096	16,530	18,876	18,262	18,565
60109070-1015 Salaries	3,490,082	3,233,193	3,576,090	3,299,656	3,680,328
60109070-1025 Salary Overtime	240,000	283,369	240,000	218,846	240,000
60109070-2010 Employee Insurance	653,356	554,169	680,466	617,801	682,004
60109070-2025 State Pension	290,979	279,678	299,125	305,633	315,876
60109070-2029 Medicare Tax	47,541	46,965	47,356	46,707	47,671
60109070-2030 Social Security	203,157	200,814	202,355	199,713	203,710
60109070-3110 Machine Rental	10,450	8,290	10,450	5,560	10,500
60109070-3137 Postage & Freight	1,440	893	700	993	750
60109070-3138 Operating Forms	2,000	688	500	-	750
60109070-3155 Office Supplies	9,000	7,333	6,000	2,037	6,000
60109070-3170 Repairs & Supplies	-	59	-	(50)	-
60109070-3210 Travel/Education	58,700	48,268	8,250	5,386	11,100
60109070-3214 Books/Dues/Subscriptions	3,200	1,401	1,560	480	1,560
60109070-3225 Uniforms/Prot Clothing	21,000	18,929	20,350	12,274	28,050
60109070-3231 Telephone	34,000	52,664	54,205	49,491	54,205
60109070-3899 Weather Related Expenses	-	252	-	-	-
60109070-3999 Miscellaneous Expense	2,000	1,836	1,000	1,426	1,500
60109070-4011 Equipment - WS Process	25,093	25,093	-	-	6,300
TOTAL IPS - INFR - ADMINISTRATION	<u>5,110,094</u>	<u>4,780,423</u>	<u>5,167,283</u>	<u>4,784,213</u>	<u>5,308,869</u>



**WATER & SEWER FUND
INFRASTRUCTURE & PUBLIC SERVICES**

Account	2020 Budget	2020 Actual	2021 Budget	2021 Actual	2022 Adopted
IPS - INFR - METERS					
60109071-3010 Auto-Fuel & Oil	35,245	25,604	33,000	30,694	33,000
60109071-3015 Auto-Maintenance	14,000	27,895	15,000	15,169	15,000
60109071-3100 Outside Services	475	-	475	-	475
60109071-3106 Toll Bridge	200	208	200	141	255
60109071-3156 Maintenance Contracts	3,576	-	4,111	-	-
60109071-3160 Large Meter Maint Supplies	55,250	35,166	80,250	38,270	90,250
60109071-3170 Repairs & Supplies	148,803	116,073	142,500	126,760	142,500
60109071-3188 Furniture Supplies	1,197	1,197	-	-	-
60109071-3230 Utilities	14,348	11,930	14,664	13,121	13,990
60109071-4170 Capital Repairs/Improvements	355,606	185,981	480,786	299,580	566,173
TOTAL IPS - INFR - METERS	<u>628,700</u>	<u>404,053</u>	<u>770,986</u>	<u>523,735</u>	<u>861,643</u>



**WATER & SEWER FUND
INFRASTRUCTURE & PUBLIC SERVICES**

Account	2020 Budget	2020 Actual	2021 Budget	2021 Actual	2022 Adopted
IPS - INFR - COLLECTIONS					
60109072-3010 Auto-Fuel & Oil	55,000	42,450	55,000	38,573	55,000
60109072-3015 Auto-Maintenance	80,000	82,863	80,000	102,694	87,500
60109072-3047 Chemicals	25,000	24,181	39,000	36,261	25,000
60109072-3100 Outside Services	373,018	191,965	117,266	3,801	122,000
60109072-3106 Toll Bridge	211	249	235	247	235
60109072-3110 Machine Rental	-	-	-	-	4,000
60109072-3170 Repairs & Supplies	194,059	217,339	166,250	161,563	179,617
60109072-3195 Tip Fee	-	-	-	-	3,000
60109072-3230 Utilities	19,993	18,106	20,433	19,388	19,365
60109072-3899 Weather Related Expenses	-	2,240	-	-	-
60109072-4170 Capital Repairs/Improvements	22,641	27,948	-	-	-
TOTAL IPS - INFR - COLLECTIONS	<u>769,922</u>	<u>607,341</u>	<u>478,184</u>	<u>362,527</u>	<u>495,717</u>



**WATER & SEWER FUND
INFRASTRUCTURE & PUBLIC SERVICES**

Account	2020 Budget	2020 Actual	2021 Budget	2021 Actual	2022 Adopted
IPS - INFR - DISTRIBUTION					
60109073-3010 Auto-Fuel & Oil	40,600	36,698	40,600	51,124	40,600
60109073-3015 Auto-Maintenance	60,000	81,324	60,000	60,355	60,000
60109073-3047 Chemicals	450	75	450	9	450
60109073-3077 Electricity	338,938	322,216	346,395	347,738	344,656
60109073-3100 Outside Services	(3,490)	(5,625)	-	0	4,200
60109073-3106 Toll Bridge	435	134	300	165	300
60109073-3110 Machine Rental	4,500	494	2,500	1,843	2,750
60109073-3170 Repairs & Supplies	377,620	415,183	460,539	438,156	467,500
60109073-3216 Regulatory Permits	950	1,286	950	100	1,200
60109073-3230 Utilities	2,206	2,337	2,183	2,541	2,231
60109073-3899 Weather Related Expenses	-	2,150	-	-	-
60109073-4170 Capital Repairs/Improvements	150,000	153,146	155,410	119,783	150,000
TOTAL IPS - INFR - DISTRIBUTION	<u>972,209</u>	<u>1,009,416</u>	<u>1,069,327</u>	<u>1,021,815</u>	<u>1,073,887</u>



**WATER & SEWER FUND
INFRASTRUCTURE & PUBLIC SERVICES**

Account	2020 Budget	2020 Actual	2021 Budget	2021 Actual	2022 Adopted
IPS - SPECIAL PROJECTS					
60138010-609570 SS Flow Monitoring/Analysis	128,760	123,460	130,260	104,500	130,260
60138010-609940 Pipe/Manhole Rehab/Repair	1,461,421	1,225,974	1,199,718	1,043,568	1,550,000
60138010-609950 Pipe/Manhole Assess/Clean	369,522	80,118	320,510	179,260	111,500
60138010-609960 Root Control	-	-	40,250	40,215	-
TOTAL IPS - SPECIAL PROJECTS	<u>1,959,703</u>	<u>1,429,552</u>	<u>1,690,738</u>	<u>1,367,543</u>	<u>1,791,760</u>



This page intentionally left blank.

The Office of the City Attorney (OCA) serves as legal counsel to the City of Tuscaloosa. The broad range of services provided by the Attorneys and Support Staff in this office include:

- Legal advice to elected and non-elected city officials
- Drafting ordinances, resolutions, policies and other documents
- Contract negotiation, drafting, review and execution
- Monitoring City policies and procedures for compliance with state and federal law
- Litigation in state and federal courts at both the trial and appellate level
- Claims and collections
- Property acquisition services for the City
- Prosecution of criminal offenses in municipal court and on appeal to state circuit court

Office of the City Attorney FY 2022 Water & Sewer Fund Budget Summary					
Divisions	2020 Budget	2021 Budget	2022 Budget	Increase/ Decrease	Percentage Change
Claims and Judgements	\$ 50,000	\$ 44,059	\$ 44,059	\$ -	0.0%
Total	\$ 50,000	\$ 44,059	\$ 44,059	\$ -	0.0%
Expenditure Category					
Claims and Judgements	\$ 50,000	\$ 44,059	\$ 44,059	\$ -	0.0%
Total By Category	\$ 50,000	\$ 44,059	\$ 44,059	\$ -	0.0%

Office of the City Attorney Budget Highlights

➤ The total proposed budget for FY 2022 is \$44,059, which is level funded from the FY 2021 original budget.

Office of the City Attorney Goals

Short-Term Goals:	Target Date	Core Belief			
		#1	#2	#3	#4
Streamline Claims processing: Incorporate claims tracking system.	Spring 2022				X

Long-Term Goals:	Target Date	Core Belief			
		#1	#2	#3	#4
Continue working with 311 and IPS to better identify areas of potential litigation throughout the City; potholes, sinkholes, sidewalks, trees on right-of-way, and etcetera	On-Going	X	X		X

Office of the City Attorney Unfunded Requests

Unfunded Initiatives:

➤ None

Unfunded Equipment:

➤ None

Unfunded Facility Improvements:

➤ None

Unfunded Personnel Requests:

➤ None

Unfunded Technology Requests:

➤ None



**WATER & SEWER FUND
OFFICE OF THE CITY ATTORNEY**

Account	2020 Budget	2020 Actual	2021 Budget	2021 Actual	2022 Adopted
OCA - CLAIMS AND JUDGEMENTS					
60104081-3060 Damage Claims	50,000	8,855	44,059	4,898	44,059
TOTAL OCA - CLAIMS AND JUDGEMENTS	50,000	8,855	44,059	4,898	44,059



This page intentionally left blank.

Urban Development is an office of 54 customer service-oriented employees in five divisions – Administration and Economic Development; Planning; Building and Inspections; Water and Sewer Customer Service; and Special Projects. Urban Development embodies three of Mayor Maddox’s four core values and works to make Tuscaloosa the most accountable, innovative, and effectively managed city in the United States. Through repeated interactions with our citizens, we have myriad opportunities each year to provide an elite customer service experience.

Office of Urban Development FY 2022 Water & Sewer Fund Budget Summary					
Divisions	2020 Budget	2021 Budget	2022 Budget	Increase/ Decrease	Percentage Change
W&S Customer Service	\$ 1,181,439	\$ 1,094,003	\$ 1,221,669	\$ 127,666	11.7%
Total	\$ 1,181,439	\$ 1,094,003	\$ 1,221,669	\$ 127,666	11.7%
Expenditure Category					
Salaries/Benefits	\$ 876,794	\$ 798,610	\$ 926,399	\$ 127,789	16.0%
Overtime/Wages	6,100	5,000	5,000	-	0.0%
Auto Fuel/Maintenance	150	-	-	-	0.0%
Other Operating	298,395	290,393	290,270	(123)	0.0%
Total By Category	\$ 1,181,439	\$ 1,094,003	\$ 1,221,669	\$ 127,666	11.7%

Office of Urban Development Budget Highlights

- Compared to the FY 2021 original budget, overall salaries and benefits increased by \$127,828 due to personnel increases associated with the 2.5% COLA and lifting of the hiring freeze.
- Excluding salaries and benefits, the total departmental budget is level funded.

Office of Urban Development Goals

Short-Term Goals:	Target Date	Core Belief			
		#1	#2	#3	#4
Modernize customer payment system	2022			X	X
Support and assist with end of customer account grace period	2021-2022			X	X
Provide high-quality and relevant employee training and professional development opportunities	2022				X

Long-Term Goals:	Target Date	Core Belief			
		#1	#2	#3	#4
Utilize Framework and assist IPS with system infrastructure expansion	2022-2025		X		X

Office of Urban Development Unfunded Requests

Unfunded Initiatives:

➤ UD W&S Customer Service Training Opportunity (In-House)		TBD
➤ UD W&S Customer Service Paymentus (payment processing vendor)	\$	-
➤ UD W&S Customer Service Storage Upgrade for Security Cameras		16,500
Total Unfunded Initiatives	\$	16,500

Unfunded Equipment:

➤ None

Unfunded Facility Improvements:

➤ None

Unfunded Personnel Requests:

➤ None

Unfunded Technology Requests:

➤ None



**WATER & SEWER FUND
OFFICE OF URBAN DEVELOPMENT**

Account	2020 Budget	2020 Actual	2021 Budget	2021 Actual	2022 Adopted
UD - W&S CUSTOMER SERVICE					
60109084-1005 Beer Tax Bonus	3,248	3,047	3,185	3,184	3,290
60109084-1015 Salaries	666,006	595,537	602,017	556,858	685,926
60109084-1025 Salary Overtime	6,100	1,102	5,000	54	5,000
60109084-2010 Employee Insurance	106,158	92,021	97,764	92,469	125,161
60109084-2025 State Pension	47,529	42,017	45,161	45,316	55,797
60109084-2029 Medicare Tax	9,301	8,114	8,662	7,567	9,751
60109084-2030 Social Security	39,752	34,693	37,021	32,357	41,674
60109084-3010 Auto-Fuel & Oil	150	-	-	-	-
60109084-3100 Outside Services	244,950	234,502	244,950	221,348	244,900
60109084-3110 Machine Rental	5,000	1,957	2,744	2,243	3,000
60109084-3137 Postage & Freight	6,450	3,919	5,450	3,758	6,450
60109084-3138 Operating Forms	1,500	1,443	852	851	500
60109084-3155 Office Supplies	7,315	5,923	7,500	7,102	7,315
60109084-3156 Maintenance Contracts	655	654	668	668	700
60109084-3170 Repairs and Supplies	2,500	1,923	3,000	2,490	1,500
60109084-3188 Furniture Supplies	2,040	2,037	-	-	-
60109084-3210 Travel/Education	1,655	-	250	-	250
60109084-3212 Car Allowance	4,800	4,800	4,800	4,800	4,800
60109084-3214 Books/Dues/Subscriptions	1,975	1,579	1,600	1,328	1,600
60109084-3230 Utilities	1,855	-	1,855	-	1,855
60109084-3231 Telephone	12,000	11,013	11,000	10,910	12,000
60109084-38001 Ops Continuity - COVID	-	378	324	162	-
60109084-3995 Bank Charges	10,000	605	10,000	1,915	10,000
60109084-3999 Miscellaneous Expense	500	195	200	-	200
TOTAL UD - W&S CUSTOMER SERVICE	<u>1,181,439</u>	<u>1,047,458</u>	<u>1,094,003</u>	<u>995,380</u>	<u>1,221,669</u>



This page intentionally left blank.



**WATER & SEWER FUND
OTHER OPERATING**

Account	2020 Budget	2020 Actual	2021 Budget	2021 Actual	2022 Adopted
DEBT SERVICE					
60135010-5020 General Warrants - Principal	10,575,000	10,575,000	10,005,000	10,190,000	10,490,000
60135010-5030 Interest Warrants - Gen	1,932,465	1,923,460	2,520,354	2,337,265	2,208,705
60135010-5045 Fees - Debt Issues	2,500	750	2,500	750	2,500
TOTAL DEBT SERVICE	<u>12,509,965</u>	<u>12,499,210</u>	<u>12,527,854</u>	<u>12,528,015</u>	<u>12,701,205</u>



**WATER & SEWER FUND
OTHER OPERATING**

Account	2020 Budget	2020 Actual	2021 Budget	2021 Actual	2022 Adopted
DEPRECIATION					
60129010-3061 Depreciation	9,000,000	-	9,000,000	-	9,000,000
TOTAL DEPRECIATION	9,000,000	-	9,000,000	-	9,000,000



**WATER & SEWER FUND
OTHER OPERATING**

Account	2020 Budget	2020 Actual	2021 Budget	2021 Actual	2022 Adopted
TRANSFERS TO OTHER FUNDS					
60136010-8002 Trans To Health Insurance Fund	25,000	25,000	25,000	-	25,000
60136010-8033 TransTo Facility Renewal Fund	300,000	300,000	-	-	300,000
60136010-8048 Trans-GF Temp Serv Wage	25,000	24,836	25,000	-	25,000
60136010-8054 Trans To GF- Indirect Costs	5,993,753	5,993,753	6,000,000	-	5,936,757
60136010-8055 Trans To General Fund - Ins	350,000	384,461	420,000	-	420,000
60136010-8068 Trans To GF-WS Worker's Comp	50,000	50,000	50,000	50,000	50,000
60136010-8070 Trans-GF Build Maint	146,783	138,013	146,783	-	194,620
60136010-8074 Trans To WS-RFFI	1,043,550	4,043,550	1,697,802	-	1,699,054
60136010-8093 Trans To Debt Trust	-	988,755	-	-	-
60135010-1017 Hiring Freeze Adjustment	-	-	(250,000)	-	-
60135010-2031 Unemployment	-	1,004	-	2,222	-
TOTAL TRANSFERS TO OTHER FUNDS	<u>7,934,086</u>	<u>11,949,372</u>	<u>8,114,585</u>	<u>52,222</u>	<u>8,650,431</u>



This page intentionally left blank.



Accounting & Finance

» None

Information Technology

» None

Human Resources

» None

Infrastructure & Public Services

Priority	Request	Reason	Cost	Core Belief			
				#1	#2	#3	#4
1	Hidden Revenue Locator (Infrastructure - Meters)	The Hidden Revenue Locator reduces apparent revenue losses and drives more revenue by identifying individual meter issues with the potential to deliver the largest revenue gain and help prioritize meter replacement.	\$ 92,060		X		X
2	Meter Replacement Needs (Infrastructure - Meters)	Meter replacements will resolve current meter issues and aid in the efficiency and accuracy of the Hidden Revenue Locator.	432,900		X		X
3	Chemicals (Logistics - Fletcher)	This request would purchase the polymer for the solids building and Bioxide odor control for Lift Stations 2, 3, and 4 for Amphitheater events and continuously for Lift Stations 15 and 41.	114,000	X			X
4	Water Line Upgrades Identified (Infrastructure - Distribution)	IPS has identified several water line replacement needs throughout the City. These replacements work to correct insufficient fire flow and upgrade the piping system.	582,125	X			X
5	Termination Manhole Upgrade Initiative (Infrastructure - Collections)	This initiative will remove a vulnerability within the collection system. All piping segments not terminated by an end of line manhole create maintenance issues. Adding terminating manholes to these approximately 35 locations would assist to alleviate these issues and reduce City liability by allowing for proper preventive maintenance at these locations.	100,000	X			X
6	Engineering contract for routing chlorine dioxide to redundant raw water line (Logistics - Ed Love)	This contract would make the redundant raw water line to be an exact duplicate of the main raw water line.	50,000	X			X



Infrastructure & Public Services (Continued)

Priority	Request	Reason	Cost	Core Belief			
				#1	#2	#3	#4
7	Detailed Inflow and Infiltration Study Initiative (Infrastructure - Collections)	This initiative would allow for integration with smoke test and detailed inflow and infiltration studies with the current Residential Lateral Assistance Program (RLAP). This would allow the City to locate infiltration issues within the City maintained system and private lateral system as well as create a funding plan to reduce infiltration into the City collection system and integrate with the current RLAP program to incentivize the public to reduce infiltration on private services.	\$ 50,000				X
8	Roll up door addition to the chlorine dioxide building (Logistics - Ed Love)	The original funding for this project did not allow for a door to be placed on this building. This building is currently open to the elements and a roll up door is being requested for longevity of equipment life.	25,000				X
9	Chemical supplies- lab increase (Logistics - Ed Love)	This is to cover the projected increase in chemical prices is following 20-25% due to COVID and chemical market expansion.	5,500	X			X
10	Chemicals (Logistics - Ed Love)	This is to cover the projected increase in chemical prices is following 20-25% due to COVID and chemical market expansion.	200,000	X			X
11	Chemicals (Logistics - Plott)	This is to cover the projected increase in chemical prices is following 20-25% due to COVID and chemical market expansion.	50,000				X
12	Chemical Supplies - Lab Increase (Logistics - Fletcher)	This is to cover the projected increase in chemical prices is following 20-25% due to COVID and chemical market expansion.	18,000	X			X
13	Pump service and repair contract (Logistics - Ed Love)	Cost savings and less downtime of pumps. This also aligns the Water Treatment Plants with the way the Wastewater Treatment Plant handles down pumps.	45,000	X			X
14	Replace old manual screen (Logistics - Fletcher)	The current bar width has expanded to allow more rags to go through. This replacement will restore it back to new so it doesn't interfere with other processes in the plant.	50,000	X			X
15	Clarifier Motor Replacements (Logistics - Fletcher)	Current clarifier motors are old/worn and towards the end of their useful life.	50,000	X			X
16	Valve Replacements (Logistics - Fletcher)	To replace old valves that are not opening and closing properly.	65,000	X			X
17	Lift Station Pump Repairs (Logistics - Fletcher)	To be able to send pumps off and have them repaired.	100,000	X			X



Infrastructure & Public Services (Continued)

Priority	Request	Reason	Cost	Core Belief			
				#1	#2	#3	#4
18	2" Galvanized Renewal Initiative (Infrastructure - Distribution)	This initiative will remove a vulnerability within the distribution system. All galvanized piping throughout the City's water distribution system is reaching the end of useful life expectancy. This type of piping currently in service within the distribution system continues to experience extreme numbers of leaks and failures.	\$ 4,500,000	X			X
19	Chemical Supplies - lab increase (Logistics - Plott)	Projected increase in chemical prices is following 20-25% due to COVID and chemical market expansion	7,000	X			X
20	UV Upgrade Parts (Logistics - Fletcher)	To get the current UV system back up and running to the automatic setting. This will save money on power because the system will only use power it needs.	300,000	X			X

Total Infrastructure & Public Services Initiatives

\$ 6,836,585

Office of the City Attorney

» None

Office of Urban Development

Priority	Request	Reason	Cost	Core Belief			
				#1	#2	#3	#4
1	UD W&S Customer Service Training Opportunity (In-House) 60109084-3210	Working with HR to identify the appropriate training needed	TBD				X
2	UD W&S Customer Service Paymentus (payment processing vendor)	Provide elite customer service; Provide multiple methods of paying utility bills to better serve all citizens.	No Cost			X	X
3	UD W&S Customer Service Storage Upgrade for Security Cameras 60109084-3170	Accountability and safety	16,500	X			X

Total Office of Urban Development Initiatives

\$ 16,500

Total Unfunded Initiatives - Water & Sewer Fund

\$ 6,853,085



This page intentionally left blank.



WATER & SEWER FUND UNFUNDED EQUIPMENT REQUESTS

Accounting & Finance

» None

Information Technology

» None

Infrastructure & Public Services

Priority	Description	Justification	Purchase	Lease
1	2-Ton 4x4 Pickup Truck with Cradle Point, Brush Guard, Winch, and Laptop Stand	Replacement of asset# 2089 due to unreliability	\$ 375,000	N/A
2	Backhoe with 4x4, Cab Air, and Extended Boom	Replacement of asset# 1914	130,000	N/A
3	1/2-Ton Pickup Truck with Strobe Lights and Tool Box	Replacement of asset# 2376 due to current asset's poor condition	31,500	N/A
4	Forklift with 8000 lb Capacity and Hydraulic Fork Spreaders	Replacement of asset# 3328	65,000	N/A
5	1/2-Ton Pickup Truck with Strobe Lights and Tool Box	Replacement of asset# 2300	31,500	N/A
6	Sewer Truck with Cradle Point, Grease Applicator, and Laptop Stand	Replacement of asset# 2124 due to unreliability	480,000	N/A
7	Flat Bed Crane Truck with Stand Up Model Crane and Strobe Lighting Bar	Replacement of asset# 1616 due to current asset not fulfilling departmental needs	245,000	N/A
8	1/2-Ton Pickup Truck with Strobe Lights and Tool Box	Replacement of asset# 1908	31,500	N/A



**WATER & SEWER FUND
UNFUNDED EQUIPMENT REQUESTS**

Infrastructure & Public Services (continued)

Priority	Description	Justification	Purchase	Lease
9	3/4-Ton Extended Cab Pickup Truck with Utility Bed, Vehicle-Mounted Air Compressor capable of up to 70cfm, Crane with 10,000ft pounds 1.4ton, Wide Rear Bumper for Mounting Vice, Laptop Stand, Cradle Point, and Strobe Lights	Replacement of asset# 2005	\$ 112,000	N/A
10	Excavator with 36" Bucket, 2 54" Thumb	Replacement of asset# 1852 due to current asset being frequently out of service for repair	270,000	N/A
11	Mini Track Hoe with Closed Cab, 12" Bucket, 24" Bucket, 36" Bucket, Jackhammer, LED Lights, and 10 ton Trailer	Replacement of asset# 2294	125,000	N/A
12	Compact Skid Steer with Trencher, Angle Broom, Grade Bucket, and Industrial Brush Cutter	Replacement of asset# 1685 due to current asset not fulfilling departmental needs	300,000	N/A
13	Truck with Utility Bed, Cradle Point, 5,000 lb Crane, and Laptop Stand	Replacement of asset# 1825	150,000	N/A
14	1/2-Ton Pickup Truck with Utility Bed, Jobox, Portable 2000W Generator, Strobe Lighting Bar, Cradle Point, and Laptop Stand	Replacement of asset# 2500	50,000	N/A
15	Mulcher with Hydraulic Set Up for Current Excavator	New asset requested for increased efficiency of field work completion	31,500	N/A
16	Work Bed for Truck ID# 2002	New improvement to current asset requested to increase utility of current asset	7,800	N/A
17	Straw Blower	New asset requested to increase ability to protect ROW from erosion	12,000	N/A
18	Wide Compact Utility Loader with Grade Bucket, Trencher, and Angle Broom	New asset requested to install 2" water mains, help backfill and clean up in tight areas, as well as clean out large box culverts, currently the City contracts these services out	50,000	N/A

Total Infrastructure & Public Services Unfunded Equipment Requests

\$ 2,497,800 N/A



**WATER & SEWER FUND
UNFUNDED EQUIPMENT REQUESTS**

Office of the City Attorney

» None

Office of Urban Development

» None

Total Unfunded Equipment Requests - Water & Sewer Fund

\$ 2,497,800 N/A



**WATER & SEWER FUND
UNFUNDED FACILITIES IMPROVEMENTS**

Accounting & Finance

» None

Information Technology

» None

Infrastructure & Public Services

Priority	Facility	Description	Justification	Cost Estimate
1	Distribution Yard	Automated Gates (2)	This gate is used to access the Distribution equipment and material yard. This gate is utilized with after-hours call-outs. An automated gate at this location would increase safety during call-out situations and protect assets.	\$ 29,000
2	Distribution Warehouse	Pole Barn for storage of materials	The current warehouse has exhausted its usable space and continues to add materials into inventory. The warehouse needs a better location to house lumber with a door big enough to bring in the lumber with a forklift. They also need a location to house project materials that have been pulled from inventory and may sit on a pallet until needed.	40,000
3	Ed Love	Relocation of Bacti Lab to second floor	This relocation would allow for a larger and more spacious lab room and allow it to coincide with the new operator lab relocation.	20,000
4	Distribution Shop	Doors and walls for office	There are six cubicle offices and there is currently no privacy for work related matters.	15,500

Total Infrastructure & Public Services Unfunded Facilities Requests

\$ 104,500

Office of the City Attorney

» None

Office of Urban Development

» None

Total Unfunded Facilities Requests - Water & Sewer Fund

\$ 104,500



**WATER & SEWER FUND
UNFUNDED PERSONNEL REQUESTS**

Accounting & Finance

» None

Information Technology

» None

Infrastructure & Public Services

» None

Office of the City Attorney

» None

Office of Urban Development

» None

Total Unfunded Personnel Requests - Water & Sewer Fund

\$ -



This page intentionally left blank.



**WATER & SEWER FUND
UNFUNDED TECHNOLOGY REQUESTS**

Accounting & Finance

» None

Information Technology

» None

Infrastructure & Public Services

» Laptop with Docking Station	\$ 2,125
» (2) Rugged Laptop	8,250
» (5) 64GB Cellular Capable Tablets	15,000
» Desktop Computer	1,125
» (2) Tablets with 5G Cell Service	1,400
<i>Total Infrastructure & Public Services Unfunded Technology Requests</i>	<u>\$ 27,900</u>

Office of the City Attorney

» None

Office of Urban Development

» None

Total Unfunded Technology Requests - Water & Sewer Fund **\$ 27,900**



This page intentionally left blank.



ELEVATE TUSCALOOSA FUND SUMMARY

Elevate Tuscaloosa is a long-term community-driven process for strategically investing in education, cultural arts, tourism, parks, recreation, connectivity, and public safety. The Elevate Tuscaloosa Fund is a perpetual fund; therefore, certain revenues can be carried forward to allow for expenditure flexibility.

The below information summarizes the budgeted Elevate Tuscaloosa Fund revenues and expenditures for FY 2022, and provides project highlights. The Elevate fund is balanced, with net revenues expected to be \$17,530,000. Net Revenues are calculated below; this amount is used to calculate other items in the Elevate budget.

Elevate Tuscaloosa Fund FY 2022 Revenues Summary					
Revenue Category	2020 Actual	2021 Budget	2022 Budget	Increase/ Decrease	Percentage Change
Taxes	\$ 20,870,364	\$ 22,797,380	\$ 22,530,000	\$ (267,380)	-1.17%
Other Operating	252,874	108,000	108,000	-	0.00%
Intergovernmental	-	-	15,000,000	15,000,000	N/A
Transfers from Other Funds	75,000	2,270,363	-	(2,270,363)	-100.00%
Other Financing Sources	7,000,000	-	-	-	N/A
Cost Reimbursements	109,603	22,505	21,500	(1,005)	-4.47%
Total	<u>\$ 28,307,841</u>	<u>\$ 25,198,248</u>	<u>\$ 37,659,500</u>	<u>\$ 12,461,252</u>	

Elevate Tuscaloosa Fund FY 2022 Net Revenues	
Revenue Category	2022 Budget
Sales Tax, Gross	\$ 20,545,500
Use Tax	2,255,500
Other	64,000
Total Revenues, Gross	<u>\$ 22,865,000</u>
Less	
Sales Tax Abatement, Legacy Park	(235,000)
Sales Tax Abatement, Construction Mitigatiior	(100,000)
Environmental Services Fees transfer	(5,000,000)
Total Revenues, Net	<u>\$ 17,530,000</u>

Revenue Highlights

Sales and Use Tax - \$17,530,000, net of rebates and environmental service fees transfer

- Effective October 1, 2019, the total sales tax rate within the City increased from 9% to 10%. The City receives 3% of the sales tax directly and 19% of the County's portion. The 1% increase in City sales tax is restricted for Elevate Tuscaloosa.
- In September 2020, the City was awarded a \$15 million grant by the U.S. Department of Transportation under the Better Utilizing Investments to Leverage Development (BUILD) Program. This grant will be used for the Western Riverwalk project within the Connectivity category. The grant proceeds are included in the FY 2022 budget, along with the project costs in equal amount.
- Gross revenue projections related to Elevate are reduced by a sales tax abatement the City currently has outstanding. The City has an agreement to abate 78% of net sales tax for the six anchor tenants at the Shoppes of Legacy Park. In exchange for the tax incentives, the developer has committed to creating at least 200 full time jobs for the six anchor tenants and 400 for the entire development. In addition, revenues are reduced by sales tax abatements related to the Construction Mitigation Program. The City is currently negotiating a new incentive agreement to abate a portion of the net sales tax generated by a new gas station and convenience store development in the Alberta area.
- In an effort to help offset the 1% sales tax increase, an environmental service fee rate decrease was approved by the City Council in FY 2019, reducing the fee for a citizen's first garbage cart to \$3.25 for bills after November 1, 2019. The cost of this subsidy is estimated at approximately \$5,000,000 and is reimbursed by the Elevate Fund to the General Fund each year.
- The City actively pursues grant opportunities and public-private partnerships in order to leverage the local funding provided through Elevate. To-date, the city has been awarded over \$26 million in grants and private funds.



Elevate Tuscaloosa Fund FY 2022 Operating Expenditure Summary					
Operating Categories	2020 Budget	2021 Budget	2022 Budget	Increase/ Decrease	Percentage Change
Operations and Maintenance	\$ 800,000	\$ 900,000	\$ 2,295,840	\$ 1,395,840	155%
Education Initiatives	1,100,000	1,362,000	1,454,140	92,140	7%
Debt Service	-	3,995,099	2,189,795	(1,805,304)	-45%
Transfer To Other Funds	7,250,000	10,639,015	10,565,512	(73,503)	-1%
Total	\$ 9,149,999	\$ 16,896,114	\$ 16,505,287	\$ (390,827)	-2%

Elevate Tuscaloosa Fund FY 2022 Capital Expenditure Summary					
Capital Categories	Current Life Budget	2022 Budget	Revised Life Budget	Increase/ Decrease	Percentage Change
Connectivity	\$ 804,522	\$ 15,805,500	\$ 16,610,022	\$ 15,805,500	1965%
Cultural Arts & Tourism	10,386,138	1,250,000	11,636,138	1,250,000	12%
Parks and Recreation	2,274,250	4,410,000	6,684,250	4,410,000	194%
Restart Tuscaloosa	7,172,648	4,147,648	11,320,296	4,147,648	58%
Professional Services	320,242	-	320,242	-	0%
Contingency	7,080,143	(4,458,935)	2,621,208	(4,458,935)	-63%
Total	\$ 28,037,943	\$ 21,154,213	\$ 49,192,156	\$ 21,154,213	75%

Expenditure Highlights

Elevate strategically invests in education, cultural arts, tourism, parks, recreation, connectivity, and public safety. The Elevate Tuscaloosa Advisory Council reviews projects within the categories of cultural arts, tourism, parks, recreation, and connectivity. These projects may be revised, added, or removed over time.

Administration and Other

- **ETF Operations and Maintenance:** Beginning in FY 2022, 15% of net revenues will be set aside annually to cover operating and maintenance expenses for Elevate Tuscaloosa projects. Unused budgeted funds are retained in the Elevate fund and remain restricted for future use within this category. The allocation for FY 2022 is \$2,629,500. Within this total, \$194,160 is budgeted as a transfer to General Fund to reimburse IPS for operations and maintenance costs of Elevate projects and \$139,500 is budgeted as a transfer to the Public Works Capital Fund to reimburse IPS for the cost of the equipment related to the operating costs. The percentage of net revenues set aside is up from prior years.

Connectivity

- **Downtown-University Corridor:** Part of a larger, phased effort, this project will make improvements to University Boulevard in key remaining areas, including on the east in Alberta and on the west in the area between downtown and the west side of the University of Alabama campus. The initial funding of \$750,000 will be used for professional services for the project.
- **Downtown, Riverfront and Workforce Transit:** \$55,500 in funding will provide Tuscaloosa County Parking and Transit Authority with local matching funds needed for federal grants that will be used for capital purchases and operating costs.
- **Northern Riverwalk:** Funding from the 2020-A Elevate bond issue will continue to be used in the ongoing construction of this project, which is expected to be completed by late 2021.
- **Western Riverwalk:** \$15,000,000 in funding from a federal grant will be used to extend the existing Riverwalk westward from the Tuscaloosa Amphitheater to Oliver Lock and Dam. Other funds for this project include a grant from the Alabama Department of Economic and Community Affairs (ADECA) and City funding from both the 2020-A Elevate bond issue and the General Fund Reserve for Future Improvements. FY 2022 project work will include environmental assessments, land acquisition, master planning, and design.

Cultural Arts and Tourism

- **Saban Center:** \$1,000,000 in funding will be used for professional services as the project progresses onward through programming, design, and fundraising phases.
- **Gateway Discovery Center:** \$250,000 in funding will be used for professional services that will consider ways to update the facility and its technology offerings. This project was recommended by Project Unity.

Parks and Recreation

- **Benjamin Barnes YMCA:** \$500,000 in funding will be used to begin professional services for rebuilding this facility. This project was recommended by Project Unity.
- **Bowers Park:** \$750,000 in funding will be used to repave roads in the park and demolish the retired tennis courts.
- **McAbee Center:** \$500,000 in funding will be used on professional services to design an elite active aging facility.



ELEVATE TUSCALOOSA FUND SUMMARY

Parks and Recreation (continued)

- **River District Park:** Funding from the 2020-A Elevate bond issue will be used to construct the park, which is expected to be completed by the first half of 2022.
- **Snow Hinton Park:** \$500,000 in funding will be used for professional services to design the first phase of improvements from the park master plan that was completed in early 2021.
- **Sokol Park:** \$1,660,000 in funding will be used for both repaving roads in the park and improving Watermelon Road.
- **Tuscaloosa Tennis Center:** \$500,000 in funding will be used for professional services to expand the existing facility.

Education

- **Tuscaloosa Pre-K Initiative:** This initiative provides a year of education to students before they begin kindergarten. The Tuscaloosa City School system has used this funding to hire teachers and offer Pre-K to more students. In 2020-2021, every interested, wait-listed family was able to access Pre-K. The funding for FY 2022 is \$364,140.
- **Summer Learning Academies:** This program offered by the Tuscaloosa City School System combats the “summer slide” – a regression in learning among students during summer breaks from school – by providing a range of learning activities to keep their minds active. Elevate funding of \$275,000 is directed toward K-3 students, the most academically at-risk. In 2021, over 1,900 students in K-3 participated.
- **Career and College Ready Dual Enrollment Scholarships:** This program provides scholarships for eligible 11th and 12th grade students in Tuscaloosa City Schools to obtain up to 6 credit hours from the University of Alabama, Shelton State Community College, or Stillman College. Over 300 students enrolled in scholarship-funded courses during the 2020-2021 school year. The funding for FY 2022 is \$765,000.
- **Skilled Trades Academy of West Alabama:** New for FY 2022 and targeting students seeking to be career-ready, funding of \$50,000 will be provided to this non-profit agency. The organization offers apprenticeships in electrical, HVAC, plumbing, sheet metal, and alarm systems.

Restart Tuscaloosa

- **Restart Tuscaloosa:** An initiative to invest in public safety, neighborhoods, small businesses, the experience economy, and local agencies in response to the COVID-19 pandemic. The FY 2022 budget of \$6,750,000 is the final funding installment and will be split among Public Safety (\$2 million), Experience Economy (\$1.25 million), and Neighborhoods (\$3.5 million). The Public Safety allocation will be budgeted as a transfer to the Public Safety Capital Fund and used as a funding source for Fire Station #6. A portion of the Experience allocation (\$577,352) will be budgeted as a Transfer to General Fund and used as a funding source for agency funding to Tuscaloosa Tourism and Sports. Another portion of it (\$25,000) will be budgeted as a Transfer to General Fund and used for a special appropriation to Tuscaloosa Tourism and Sports.

Public Safety

- **Public Safety:** 15% of net revenues in FY 2022 will be invested into Public Safety initiatives. The FY 2022 allocation of \$2,629,500 will be budgeted as a Transfer to General Fund and used as a funding source for the public safety pay plan. The percentage of net revenues set aside is up from 7.5% in prior years.

Debt Service

- **Debt Service:** Details of the debts and debt service amounts are included in the table below.

Elevate Tuscaloosa Fund FY 2022 Debt Service Summary					
Debt Issue	Principal	Interest	Total	Remaining Principal	Maturity Date
2020-A Line of Credit	1,079,784	50,000	1,129,784	3,368,996	July 2023
2020-A General Obligation Bonds	359,790	700,221	1,060,011	19,303,360	October 2050
Total	\$ 1,439,574	\$ 750,221	\$ 2,189,795	\$ 22,672,356	



This page intentionally left blank.



**ELEVATE TUSCALOOSA FUND
REVENUES**

Account	2020 Budget	2020 Actual	2021 Budget	2021 Actual	2022 Adopted
ELEVATE REVENUES					
10800050-0101 Sales Tax	19,522,000	18,896,697	20,658,730	19,057,995	20,545,500
10800050-010101 S/T Rebate - Legacy Park	(225,924)	(186,249)	(235,000)	(173,980)	(235,000)
10800050-010102 S/T Rebate - Constr Mitigation	(36,667)	(63,935)	(36,667)	(97,188)	(100,000)
10800050-0102 Use Tax	2,071,000	2,141,508	2,327,817	2,170,609	2,255,500
10800050-0104 Sales Tax Pen & Int	117,500	82,343	82,500	78,791	64,000
10800065-0901 Rental Income	252,900	252,874	108,000	108,000	108,000
10800080-1901 Grant - US DOT BUILD 2020	-	-	-	-	15,000,000
10800080-1432 Line Credit Warrant Proceeds	7,000,000	7,000,000	-	-	-
10800085-1607 Tran From General Fund	75,000	75,000	-	-	-
10800085-1628 Tran From GF-RFFI Fund	-	-	2,270,363	-	-
10800085-1698 Tran From 2020-A Warrant	-	-	-	918	-
10800090-99001 Cost Reimbursement T-News	110,000	109,603	22,505	20,839	21,500
TOTAL ELEVATE REVENUES	<u>28,885,809</u>	<u>28,307,841</u>	<u>25,198,248</u>	<u>21,165,984</u>	<u>37,659,500</u>



This page intentionally left blank.



**ELEVATE TUSCALOOSA FUND
OPERATING EXPENDITURES**

Account		2020 Budget	2020 Actual	2021 Budget	2021 Actual	2022 Adopted
ADMIN						
10802010-1018	Salary & Benefits Reimb To GF	432,000	450,340	485,000	475,404	-
10802010-3088	Property Tax	-	-	108,662	108,662	-
10802010-3100	Outside Services	36,000	35,032	50,000	13,879	15,000
10802010-3137	Postage & Freight	3,071	2,836	-	-	250
10802010-3138	Operating Forms	1,457	514	-	-	1,000
10802010-3155	Office Supplies	1,162	162	-	39	1,000
10802010-3170	Repairs & Supplies	13,500	12,348	22,500	19,642	25,000
10802010-3188	Furniture Supplies	2,500	-	(2,500)	-	-
10802010-3214	Books/Dues/Subscription	1,005	1,003	1,100	1,015	1,000
10802010-3230	Utilities	190,000	187,860	195,000	197,832	195,000
10802010-3995	Bank Charges	-	79	1,030	624	1,000
10802010-3999	Miscellaneous Expense	4,500	4,472	1,050	1,075	2,500
10802010-4010	Equipment	6,500	6,500	-	-	-
10802010-9990	Admin - Contingency	108,305	-	38,158	-	2,054,090
TOTAL - ADMIN		800,000	701,146	900,000	818,172	2,295,840



**ELEVATE TUSCALOOSA FUND
OPERATING EXPENDITURES**

Account	2020 Budget	2020 Actual	2021 Budget	2021 Actual	2022 Adopted
EDUCATION INITIATIVES					
10802050-20558 TCBOE-Elevate Pre-K	350,000	350,000	357,000	357,000	364,140
10802050-20559 TCBOE-Elevate Summer Learning	250,000	250,000	255,000	255,000	275,000
10802050-20560 TCBOE-College & Career Ready	500,000	500,000	750,000	750,000	765,000
10802050-22501 Skilled Trades Academy West AL	-	-	-	-	50,000
10802050-9990 Contingency	-	-	-	-	-
TOTAL - EDUCATION INITIATIVES	<u>1,100,000</u>	<u>1,100,000</u>	<u>1,362,000</u>	<u>1,362,000</u>	<u>1,454,140</u>



ELEVATE TUSCALOOSA FUND OPERATING EXPENDITURES

Account	2020 Budget	2020 Actual	2021 Budget	2021 Actual	2022 Adopted
DEBT SERVICE					
10819010-5020 General Warrants - Principal	-	-	-	-	359,790
10819010-5022 Line of Credit - Principal	-	-	3,631,004	-	1,079,784
10819010-5030 Interest - Warrants	-	-	260,687	-	700,221
10819010-5032 Interest on Line of Credit	-	-	103,408	79,719	50,000
TOTAL - DEBT SERVICE	-	-	3,995,099	79,719	2,189,795



**ELEVATE TUSCALOOSA FUND
OPERATING EXPENDITURES**

Account	2020 Budget	2020 Actual	2021 Budget	2021 Actual	2022 Adopted
TRANSFERS TO OTHER FUNDS					
10819030-8055 Trans to General Fund	-	-	3,347,715	-	-
10819030-8055-001 Transfer to GF - IPS Elevate O&M	-	-	-	-	194,160
10819030-8055-002 Trans To GF - Pub Safety Pay Plan	-	-	-	-	2,629,500
10819030-8055-003 Trans To GF - Restart TTS Agency	-	-	-	-	577,352
10819030-8055-004 Trans To GF - Restart TTS Spec	-	-	-	-	25,000
10819030-8063 Trans To GF - Garbage Subsidy	5,000,000	5,000,000	5,000,000	5,000,000	5,000,000
10819030-8083 Trans To Pub Safety Capital	1,125,000	1,125,000	1,145,650	-	2,000,000
10819030-8084 Trans To Pub Works Capital	1,125,000	1,125,000	1,145,650	-	139,500
TOTAL - TRANSFERS TO OTHER FUNDS	<u>7,250,000</u>	<u>7,250,000</u>	<u>10,639,015</u>	<u>5,000,000</u>	<u>10,565,512</u>



**ELEVATE TUSCALOOSA FUND
CAPITAL PROJECTS**

Account	Current Budget	Actual	Encumbrance	Current Available	2022 Mayor Rec	Revised Budget
PROFESSIONAL SERVICES						
10802011-20561 Professional Services	320,242	167,875	152,367	-	-	320,242
TOTAL - PROFESSIONAL SERVICES	320,242	167,875	152,367	-	-	320,242



**ELEVATE TUSCALOOSA FUND
CAPITAL PROJECTS**

Account		Current Budget	Actual	Encumbrance	Current Available	2022 Mayor Rec	Revised Budget
CONNECTIVITY							
10802020-16113	Univ Blvd Corridor Impr - ETF	-	-	-	-	750,000	750,000
10802020-20550	Tusc National Airport - ETF	500,000	-	-	500,000	-	500,000
10802020-20551	Downtn Riverfront Transit ETF	165,350	125,293	2	40,055	55,500	220,850
10802020-20563	Northern Riverwalk ETF	29,150	-	-	29,150	-	29,150
10802020-20564	TPD Hangar Improvements ETF	87,522	15,404	72,118	-	-	87,522
10802020-20565	Western Riverwalk ETF	-	2,098	522,620	(524,718)	15,000,000	15,000,000
10802020-20570	TCL LKG Study/Survey ETF	22,500	22,500	-	-	-	22,500
10802020-9990	Contingency	-	-	-	-	-	-
TOTAL - CONNECTIVITY		804,522	165,294	594,741	44,487	15,805,500	16,610,022



**ELEVATE TUSCALOOSA FUND
CAPITAL PROJECTS**

Account		Current Budget	Actual	Encumbrance	Current Available	2022 Mayor Rec	Revised Budget
CULTURAL ARTS & TOURISM							
10802030-19524	Saban Center	10,088,323	8,570,273	63,275	1,454,775	1,000,000	11,088,323
10802030-20552	Bama Theatre ETF	187,815	110,715	77,100	-	-	187,815
10802030-20567	Feasibility Study - Exp. Venues	110,000	16,500	93,500	-	-	110,000
10802030-21021	Gateway Discovery Center	-	-	-	-	250,000	250,000
10802030-9990	Contingency	-	-	-	-	-	-
TOTAL - CULTURAL ARTS & TOURISM		10,386,138	8,697,488	233,875	1,454,775	1,250,000	11,636,138



**ELEVATE TUSCALOOSA FUND
CAPITAL PROJECTS**

Account		Current Budget	Actual	Encumbrance	Current Available	2022 Mayor Rec	Revised Budget
PARKS AND RECREATION							
10802040-20553	McAbee Center ETF	-	-	-	-	500,000	500,000
10802040-20554	McDonald Hughs CTR PH1 ETF	1,500,000	809,996	43,181	646,823	-	1,500,000
10802040-20555	Snow Hinton Park ETF	159,750	159,749	-	1	500,000	659,750
10802040-20556	Tuscaloosa Tennis Center ETF	-	-	-	-	500,000	500,000
10802040-20557	Harris-Nicol Trails ETF	114,500	46,086	68,414	-	-	114,500
10802040-20566	All-Incl Playground ETF	500,000	500,000	-	-	-	500,000
10802040-22500	Benjamin Barnes YMCA	-	-	-	-	500,000	500,000
10802040-20031	Bowers Park Paving	-	-	-	-	636,000	636,000
10802040-20031-001	Sokol Park Paving (Local Streets)	-	-	-	-	1,528,000	1,528,000
10802040-21033	Sokol Parking & Watermelon Improvements	-	-	-	-	132,000	132,000
10802040-22550	Bowers Park Tennis Court Demo ETF	-	-	-	-	114,000	114,000
10802040-9990	Contingency	-	-	-	-	-	-
TOTAL - PARKS AND RECREATION		2,274,250	1,515,831	111,595	646,824	4,410,000	6,684,250



**ELEVATE TUSCALOOSA FUND
CAPITAL PROJECTS**

Account		Current Budget	Actual	Encumbrance	Current Available	2022 Mayor Rec	Revised Budget
RESTART TUSCALOOSA							
10802060-20031	Restart - Resurfacing Local Streets 2021	-	-	-	-	3,500,000	3,500,000
10802060-20573	Restart - Business Relief	1,400,000	1,323,300	-	76,700	-	1,400,000
10802060-20574	Restart - Public Safety	2,000,000	-	-	2,000,000	-	2,000,000
10802060-20575	Restart - Experience	272,648	82,339	-	190,309	100,648	373,296
10802060-22503	Restart - Experience Cvl Rights Fdn	-	-	-	-	500,000	500,000
10802060-22504	Restart - Experience Air Svc Recruitmt	-	-	-	-	47,000	47,000
10802060-20576	Restart - Neighborhoods	3,500,000	1,881,199	1,031,133	587,668	-	3,500,000
TOTAL - RESTART TUSCALOOSA		7,172,648	3,286,838	1,031,133	2,854,677	4,147,648	11,320,296



**ELEVATE TUSCALOOSA FUND
CAPITAL PROJECTS**

Account	Current Budget	Actual	Encumbrance	Current Available	2022 Mayor Rec	Revised Budget
ELEVATE CONTINGENCY						
10818010-9990 Contingency	7,080,143	-	-	7,080,143	(4,458,935)	2,621,208
TOTAL ELEVATE CONTINGENCY	7,080,143	-	-	7,080,143	(4,458,935)	2,621,208
TOTAL ELEVATE CAPITAL EXPENDITURES	28,037,943	13,833,326	2,123,711	12,080,906	21,154,213	49,192,156




GENERAL FUND FACILITY RENEWAL FUND SUMMARY

Fund Overview

Fund Description: The General Fund Facility Renewal Fund is consolidated as part of the General Fund for financial reporting purposes. The purpose of the fund is to account for capital outlays associated with improvements to city owned facilities.

Funding Source: The General Fund Facility Renewal Fund is funded annually by the General Fund. The annual contribution amounts to approximately \$300,000.

FY 2022 Mayor Recommendations

<u>FY 2022 Annual Allocation</u>	\$	300,000
 City Hall ADA Access		100,000
Total Remaining Contingency	\$	<u>200,000</u>



GENERAL FUND FACILITY RENEWAL FUND

Account	Current Budget	Actual	Encumbrance	Current Available	2022 Adopted	Revised Budget
Active Projects & Mayor Recommendation						
10700085-1650 Trans from General Fund	(710,000)	(710,000)	-	-	(300,000)	(1,010,000)
10700085-1628 Trans from GF-RFFI	(21,827)	-	-	(21,827)	-	(21,827)
10709042-19004 CH Roof & Windows Repair	609,379	576,549	32,830	-	-	609,379
10709030-16153 City Hall ADA Access	-	-	-	-	100,000	100,000
10718010-9990 Contingency	-	-	-	-	200,000	200,000
Total	<u>-</u>	<u>(133,451)</u>	<u>32,830</u>	<u>(21,827)</u>	<u>-</u>	<u>-</u>



GENERAL RESERVE FOR FUTURE IMPROVEMENT FUND SUMMARY

Fund Overview

Fund Description: The General Reserve for Future Improvement Fund is consolidated as part of the Capital Projects Fund for financial statement reporting. This fund holds the general fund reserve balance which as of September 30 of each fiscal year should be a minimum of ten percent of the prior year general fund budgeted operating expenses.

Funding Source: The General Fund Reserve for Future Improvement Fund is funded through annual surplus transfers from the General Fund. The surplus transfer is calculated in March of each year once the financial statements are completed and the external auditors have issued their opinion.

FY 2022 Mayor Recommendations

<i>Life-to-date Contingency</i>	\$ 2,165,978
▶ Oak Bend Turn Around	\$ 20,000
▶ Patton Lake Park Project Engineering	1,000,000
▶ Neighborhood Drainage (Protective Purchases)	750,000
* Woodland Forest Gabion Wall Repair - \$300,000	
* Academy Drive Stone River Road Storm Drain Repair - \$400,000	
* Neighborhood Drainage - \$50,000	
▶▶ Cribbs Mill Creek Railroad Corridor Drainage Enhancements	100,000
▶▶ 2021 Citywide Resurfacing	195,978
Total Remaining Contingency	\$ 100,000



GENERAL RESERVE FOR FUTURE IMPROVEMENT FUND

Account	Current Budget	Actual	Encumbrance	Current Available	2022 Adopted	Revised Budget
Active Projects & Mayor Recommendation						
20309030-19018	2019 Citywide Resurfacing	907,576	904,108	3,468	-	907,576
20309030-21007	2021 Citywide Resurfacing	-	-	-	195,978	195,978
20309030-17077	Albright Rd-Bridge Replac	1,159,918	1,084,092	5,686	70,140	1,159,918
20309030-21028	Cribbs M Crk Railroad Drain	-	-	-	100,000	100,000
20309030-16003	Cypress Crk Drainage - Ph 1	2,038,250	151,386	1,647,793	239,071	2,038,250
20307007-17103	Cypress Crk Ave - Swlk Sec D	603,589	38,250	517,272	48,067	603,589
20309030-19525	Fire Station Complex	200,000	-	-	200,000	200,000
20307040-13012	Fosters Ferry Rd-ATRIP Grant	367,000	93,280	207,391	66,329	367,000
20309030-16104	Greensboro Ave Drainage	1,113,563	-	1,113,563	-	1,113,563
20309080-20529	Habitat-Op Transformation	150,000	146,094	-	3,906	150,000
20309080-20529	Historic Civil Rgts Acq/Repa	150,000	146,094	-	3,906	150,000
20309030-16154	Infra Community Safe Room	928,459	169,141	38,316	721,002	928,459
20309050-18516	Infra Grant Match	700,000	-	-	700,000	700,000
20319010-5022	Line of Credit - Principal	1,275,523	-	-	1,275,523	1,275,523
20319010-5032	Line of Credit - Interest Exp	6,977	8,192	-	(1,215)	6,977
20309030-17008	Lurleen Wallace Blvd Impv	1,224,764	1,222,014	2,749	-	1,224,764
20309073-17001-2	McFarland-Univ Blvd Signals	80,000	-	-	80,000	80,000
20307040-10053	Milk Blvd/Watermelon Rd	500,000	-	-	500,000	500,000
20309030-21004	Oak Bend Turnaround	-	-	-	20,000	20,000
20309030-21027	Patton Lake Park Project	-	-	-	1,000,000	1,000,000
20309030-22515	Neighborhood Drainage	-	-	-	50,000	50,000
20309030-21419	NSD-Academy Dr/Stone River	-	-	-	400,000	400,000
20309030-21018	NSD-Woodlnd Fst Gabion W	-	-	-	300,000	300,000
20309030-17097	Queen City Ave - South SS	20,000	-	-	20,000	20,000
20309030-16080	Restructuring Renovations	124,419	120,896	-	3,524	124,419
20309030-20020	Riverview Boat Landing	100,000	-	-	100,000	100,000
20304070-0646	Riverwalk Cap Prk to WEnd	748,801	77,928	95,232	575,641	748,801
20309030-18046	Rock Quarry Boat Landing	182,460	136,568	19,494	26,398	182,460
20309030-20044	Savannah Ave Storm Lining	504,340	456,524	47,816	-	504,340
20307040-12002	Scenic Byway - Manderson	927,800	342,720	-	585,080	927,800
20307003-0950	School Board Fiber Outlay	189,163	117,488	-	71,675	189,163
20309050-21517	Short 16th St Camera Install	12,000	5,790	-	6,210	12,000
20309030-21005	SR215 & 2nd Ave Overpass	761,300	-	-	761,300	761,300
20309030-18039	The Downs Drainage Impv	30,000	24,557	5,073	370	30,000
20309042-18518	TPD HVAC - Phase 1	5,419,542	4,936,044	459,141	24,357	5,419,542
20319030-8031	Transfer to Elevate Fund	2,270,363	-	-	2,270,363	2,270,363



GENERAL RESERVE FOR FUTURE IMPROVEMENT FUND

Account	Current Budget	Actual	Encumbrance	Current Available	2022 Adopted	Revised Budget
Active Projects & Mayor Recommendation						
20309030-20017 University Blvd E Roadway	250,000	-	-	250,000	-	250,000
20304080-21519 University Manor	350,000	294,090	-	55,910	-	350,000
20309030-20055 Watrmeln Rd Jalapenos Strm	61,560	56,977	4,582	-	-	61,560
20318010-9990 Contingency	2,165,978	-	-	2,165,978	(2,065,978)	100,000
Total	<u>25,523,344</u>	<u>10,532,233</u>	<u>4,167,577</u>	<u>10,823,534</u>	<u>-</u>	<u>25,523,344</u>



This page intentionally left blank.



Fund Overview

Fund Description: The Airport Development Fund is a non-major special revenue fund that accounts for all airport renovations and capital projects funded by grants.

Funding Source: The Airport Development Fund is funded through federal and state funds received and disbursed for airport renovations.



AIRPORT DEVELOPMENT FUND

Account	Current Budget	Actual	Encumbrance	Current Available	2022 Adopted	Revised Budget
Active Projects & Mayor Recommendation						
20409030-19045 Runway 422	8,818,720	7,907,092	836,900	74,728	-	8,818,720
20416010-18511 32-2018 Master Plan Update	531,571	469,144	55,133	7,294	-	531,571
20416010-21508 Emerg Lighting Circuit Rep	50,000	-	-	50,000	-	50,000
20416010-21503 Airport Regulator Repl-Cares	40,000	39,952	-	48	-	40,000
20416010-17549 32-2018 GA Apron Rehab	3,007,134	2,890,076	-	117,058	-	3,007,134
20416010-9991 Contingencies - Cares Act	67,000	-	-	67,000	-	67,000
20418010-9990 Contingency	146,861	-	-	146,861	-	146,861
Total	<u>12,661,286</u>	<u>11,306,263</u>	<u>892,033</u>	<u>462,990</u>	<u>-</u>	<u>12,661,286</u>



GASOLINE TAX FUNDS SUMMARY

Fund Overview

Fund Description: Gasoline Tax Funds are classified as a non-major special revenue fund. The purpose of the fund is to account for gasoline taxes that are designated for maintenance, and improvement of public streets and highways.

Funding Source: The Gasoline Tax Funds includes the RRR Gasoline Tax Fund, Public Highway and Traffic Fund, and the State Gasoline Tax Fund. Although the funds are consolidated, each fund is accounted for individually.

➤ Gasoline tax funds transfer funding received each year to the General Fund Reserve for Future Improvements for the annual paving project. Below are the last five years of gasoline tax transfers:

2017 – \$864,432

2018 – \$750,000

2019 – \$700,000

2020 – \$1,000,000

2021 – \$800,000

Total - \$3,414,432

FY 2022 Mayor Recommendations

<u>FY 2022 Estimated Annual Allocation</u>	\$ 900,000
➤ 2021 Citywide Resurfacing	<u>900,000</u>
Total Remaining Contingency	<u>\$ -</u>



This page intentionally left blank.



DEBT TRUST FUNDS SUMMARY

Fund Overview

Fund Description: The Debt Trust Fund is classified as a major capital projects fund. It's purpose is to account for all warrant proceeds.

Funding Source: The Debt Trust Fund is funded through various bond financing and bond refundings.

FY 2022 Mayor Recommendations

<u>Life-to-date Contingency - 2019-A Warrant</u>	\$	133,516
➤ 2021 Citywide Resurfacing		33,516
	Total Remaining Contingency	\$ 100,000
<u>Life-to-date Contingency - 2019-B Warrant</u>	\$	74,823
➤ 2021 Citywide Resurfacing		74,823
	Total Remaining Contingency	\$ -
<u>Life-to-date Contingency - 2020-A Warrant</u>	Total Remaining Contingency	\$ 1,079,137



DEBT TRUST FUNDS

Account		Current Budget	Actual	Encumbrance	Current Available	2022 Adopted	Revised Budget
Active Projects & Mayor Recommendation							
22240160-19018	2019 Citywide Resurfacing	2,400,000	1,907,576	106,929	385,495	-	2,400,000
22240160-16003	Cypress Crk Drainage-Ph 1	118,666	97,073	21,593	-	-	118,666
22240160-31225	Greensboro Ave Drainage	99,726	85,442	14,284	-	-	99,726
22240160-13017	The Edge Bus Ctr - FF&E	1,562,894	1,392,593	-	170,301	-	1,562,894
22240160-18518	TPD HVAC - Ph 1	388,406	404,375	-	(15,969)	-	388,406
22240160-16002	Univ/Dwntwn Corridor Impv	50,000	18,989	-	31,011	-	50,000
22219030-8096	Trans to Pub Works-2016B	1,500,000	915,369	-	584,631	-	1,500,000
22240180-8083	Trans to Public Safety Cap	1,534,828	15,767	-	1,519,061	-	1,534,828
22240180-21506	19th & 20th Ave Lighting	50,000	-	-	50,000	-	50,000
22240180-9990	Contingency - 2019A	133,516	-	-	133,516	(33,516)	100,000
22240180-21007	2021 Citywide Resurfacing	-	-	-	-	33,516	33,516
22240190-21007	2021 Citywide Resurfacing	-	-	-	-	74,823	74,823
22240190-9990	Contingency - 2019B	74,823	-	-	74,823	(74,823)	-
22240190-20009	SS Manhole #6978 Repair	625,479	15,500	267,453	342,526	-	625,479
22240190-20527	Sewer Lateral Program	241,500	101,350	122,553	17,598	-	241,500
22240190-8083	Trans to Public Safety Cap	776,704	22,379	-	754,324	-	776,704
22240250-9990	2020-A Contingency	1,079,137	-	-	1,079,137	-	1,079,137
22240250-16004	MLK/JWP Improvements	38,520,479	6,185,058	6,942,435	25,392,986	-	38,520,479
22240250-20563	Northern Riverwalk	6,118,027	2,899,058	2,752,482	466,487	-	6,118,027
22240250-20571	River District Park	8,566,861	611,871	304,070	7,650,921	-	8,566,861
22240250-20565	Western Riverwalk	5,720,798	171,429	174,207	5,375,162	-	5,720,798
Total		69,561,843	14,843,828	10,706,004	44,012,011	-	69,561,843



ALABAMA TRUST FUND SUMMARY

Fund Overview

Fund Description: The Alabama Trust Fund is classified as a non-major special revenue funds. The purpose of the fund is to account for state funds which can be used for capital improvements.

Funding Source: The Alabama Trust Fund was created to account for the City's share of the annual allotment of the state funding. In 1985, through state amendment number 450 to the Constitution of Alabama of 1901, the fund was created as an irrevocable, permanent trust fund. The Alabama Trust Fund was established to capture revenues from sales of offshore drilling rights and from royalties on the resulting gas production.

FY 2022 Mayor Recommendations

<u>Life-to-date Contingency</u>	\$	527,998
<u>FY 22 Estimated Annual Allocation from the State</u>	\$	900,000
▶ Transfer to GF - 2014 Debt Service		500,000
▶ Sokol Park North - Parking Lots		450,000
▶ PARA - Bowers/Sokol Parks FY 22 Contingency		477,998
Total Remaining Contingency	\$	-



ALABAMA TRUST FUND

Account	Current Budget	Actual	Encumbrance	Current Available	2022 Adopted	Revised Budget
Active Projects & Mayor Recommendation						
22300075-1323 Ala Trust Fund - Revenue	-	-	-	-	(900,000.00)	(900,000)
22316010-18046 Rock Quarry B Landing Imp	285,000	266,253	18,747	-	-	285,000
22316010-20044 Savannah Ave Storm Lining	264,295	264,295	-	-	-	264,295
22319030-8055 Transfer to General Fund	3,500,000	3,500,000	-	-	500,000.00	4,000,000
22318010-9990 Contingency	527,998	-	-	527,998	(527,998.43)	-
22314010-21033 Sokol Park North - Parking Lot	-	-	-	-	450,000.00	450,000
22314010-22516 PARA - Bowers/Sokol Cont	-	-	-	-	477,998.43	477,998
Total	4,577,294	4,030,548	18,747	527,998	-	4,577,294



TOURISM CAPITAL IMPROVEMENT FUND SUMMARY

Fund Overview

Fund Description: The Tourism Capital Improvement Fund is a non-major capital projects fund that is exclusively utilized for the purpose of funding capital improvement projects for recruiting and hosting tourism events within the City.

Funding Source: The Tourism Capital Fund is funded through revenue transfers of half of one percent of the lodging tax received by the City net of any amount committed pursuant to duly authorized economic incentive agreements.

FY 2022 Mayor Recommendations

<u>Life-to-date Contingency</u>	\$	41,941
<u>Transfer from General Fund for Lodging Tax Revenues</u>		328,668
 Transfer to General Fund Debt		250,000
Total Remaining Contingency	\$	<u>120,609</u>



TOURISM CAPITAL IMPROVEMENT FUND

Account	Current Budget	Actual	Encumbrance	Current Available	2022 Adopted	Revised Budget
Active Projects & Mayor Recommendation						
22900085-1607 Trans from GF	(1,092,770)	(1,207,610)	-	114,840	(328,668)	(1,421,438)
22916010-18538 Dtown/Rwlk Maint/Signage	50,000	-	-	50,000		50,000
22919030-5060 Trans to GF (2014A Debt)	1,000,000	750,000	-	250,000	250,000	1,250,000
22918800-21530 TTSC-Marine Obstacle Crse	25,000	25,000	-	-		25,000
22918010-9990 Contingency	41,941	-	-	41,941	78,668	120,609
Total	24,171	(432,610)	-	456,781	-	24,171



PUBLIC SAFETY CAPITAL FUND SUMMARY

Fund Overview

Fund Description: The Public Safety Capital Fund is a non-major capital projects fund. The purpose of the fund is to account for capital outlays for equipment, vehicles and improvements that support public safety.

Funding Source: The Public Safety Capital Fund is primarily funded through transfers from the General Fund, Elevate Tuscaloosa Fund and other funds. In addition, other revenue sources include grant funding and cost reimbursements.

FY 2022 Mayor Recommendations

<u>Life-to-date Contingency - General PSCF</u>	\$	5,571	
<u>Transfer from General Fund</u>		1,006,001	
▶ Public Safety Radio System Lease Payment (3 of 7)		936,001	
▶ Extrication Equipment (2 sets) - Fire		55,000	
▶ Dive Gear (2 sets) - Fire		15,000	
		<u>\$</u>	<u>5,571</u>
<u>Life-to-date Contingency - Elevate</u>	\$	25	
<u>Transfer from Elevate - Public Safety Allocation</u>		2,000,000	
▶ Fire Station #6 - Design and Engineering		2,000,000	
Total Contingency Balance	<u>\$</u>		<u>25</u>



PUBLIC SAFETY CAPITAL FUND

Account		Current Budget	Actual	Encumbrance	Current Available	2022 Adopted	Revised Budget
Active Projects & Mayor Recommendation							
23200085-1620	Trans From General Fund	(12,514,842)	(10,227,587)	-	-	(1,006,001)	(13,520,843)
23200085-1663	Trans From Elevate	(4,271,150)	(1,125,000)	-	(3,146,150)	(2,000,000)	(6,271,150)
23206010-20516	2019 AFG Grant	432,294	408,109	24,185	-	-	432,294
23205010-21515	Damaged IT Equip	31,473	32,123	-	(650)	-	31,473
23205010-18529	Escrow PS Radio System	2,166,256	1,872,003	-	294,253	936,001	3,102,257
23206010-18504	FY 18 Fire Equipment	554,836	545,504	9,332	-	-	554,836
23205010-21502	Project Unity - Street Lgts	10,000	-	-	10,000	-	10,000
23205010-21516	Training Simulator TPD	204,938	-	204,938	-	-	204,938
23205010-21520	WANTF Vehicles FY21	37,065	-	-	37,065	-	37,065
23206010-21501	FY21 Equipment Fire ETF	3,865,638	765,641	446,453	2,653,544	-	3,865,638
23205010-21501	FY21 Equipment TPD ETF	1,567,266	1,472,027	-	95,239	-	1,567,266
23206010-22502	FY22 Equipment Fire	-	-	-	-	70,000	70,000
23206010-21014	Fire Station #6 - ETF	-	-	-	-	2,000,000	2,000,000
23205010-20515	Cyber Security Cameras	250,000	250,000	-	-	-	250,000
23205010-20525	Equip for Grant Vehicle	11,385	-	-	11,385	-	11,385
23206010-20500	FY20 Equipment Fire 19A	635,461	606,484	-	28,977	-	635,461
23205010-20500	FY20 Equipment Police 19A	198,615	198,615	-	16	-	198,615
23203010-20504	Municipal Crt Software	318,000	50,010	267,124	866	-	318,000
23205010-20524	Equip for Grant Vehicle	28,615	10,765	-	17,850	-	28,615
23206010-20507	FY20 Equip Fire 19B	119,500	108,292	-	11,208	-	119,500
23218010-9990	Contingency	5,571	-	-	5,571	-	5,571
Total		(6,349,079)	(5,033,014)	952,033	19,173	-	(6,349,079)



PUBLIC WORKS CAPITAL FUND SUMMARY

Fund Overview

Fund Description: The Public Works Capital Fund is a non-major capital projects fund. The purpose of the fund is to account for capital outlays for equipment, vehicles and improvements that support public works.

Funding Source: The Public Works Capital Fund is primarily funded through transfers from the General Fund, Elevate Tuscaloosa Fund and other funds. In addition, other revenue sources include grant funding and cost reimbursements.

FY 2022 Mayor Recommendations

<u>Life-to-date Contingency - General PWCF</u>	\$	79,743
<u>Transfer from General Fund</u>		82,000
➤ Comprehensive Plan		20,000
➤ FY 2022 Equipment - IPS		82,000
Total Remaining Contingency		59,743
<u>Life-to-date Contingency - Elevate</u>	\$	613,985
<u>Transfer from Elevate - Public Works Allocation</u>		139,500
➤ Neighborhood Drainage (Protective Purchases)		350,000
* 32nd Avenue East		
* 3123 50th Street East Drainage		
➤ 2021 Citywide Resurfacing		225,000
➤ FY 2022 Equipment - IPS - Elevate ROW Crew		139,500
Total Remaining Contingency	\$	38,985



PUBLIC WORKS CAPITAL FUND

Account		Current Budget	Actual	Encumbrance	Current Available	2022 Adopted	Revised Budget
Active Projects & Mayor Recommendation							
23300085-1620	Transfer from GF	(9,665,590)	(9,665,590)	-	-	(82,000)	(9,747,590)
23300085-1663	Transfer from Elevate	(2,270,650)	(1,125,000)	-	(1,145,650)	(139,500)	(2,410,150)
23307030-16093	Comprehensive Plan	494,485	383,050	110,882	553	20,000	514,485
23309050-22505	FY22 Equipment - IPS	-	-	-	-	82,000	82,000
23309050-22506	FY22 Equipment - IPS - ETF	-	-	-	-	139,500	139,500
23309050-19508	FY19 Equipment	570,289	569,838	451	-	-	570,289
23309050-20500	FY20 Vehicles & Equip	2,189,161	2,017,707	171,454	-	-	2,189,161
23309050-17536	IPS Equip-LeaseBalloon Pmt	375,943	-	-	375,943	-	375,943
23309050-17559	IPS Lease Pmt Interest	101,894	52,429	-	49,465	-	101,894
23309050-17535	IPS Lease Pmt Principal	945,292	849,166	156,073	(59,947)	-	945,292
23309070-20509	LED Signage	31,911	31,911	-	-	-	31,911
23307003-14043	Street Lights	191,648	149,061	-	42,587	-	191,648
23309030-17555	Transportation Standards	121,260	115,945	5,315	-	-	121,260
23309070-20510	Wayfinding Signage	50,000	-	-	50,000	-	50,000
23318010-99910	General Contingency - ETF	225,000	-	-	225,000	(225,000)	-
23309030-21007	2021 Citywide Resurf - ETF	-	-	-	-	225,000	225,000
23309050-18011	Cribbs Mill Crk Study - ETF	390,505	84,805	305,700	-	-	390,505
23309050-21501	FY21 Equipment - ETF	1,145,650	796,298	314,789	34,563	-	1,145,650
23309050-20501	Storm Drainage Asmt - ETF	116,350	100,612	15,739	-	-	116,350
23309031-99910	Storm Drainage Cont - ETF	276,485	-	-	16	(276,485)	-
23309030-19044	NSD - 32nd Ave East	-	-	-	-	175,000	175,000
23309030-20005	NSD - 3123 50th St E Drain	-	-	-	-	175,000	175,000
23314010-99910	Community Pks Cont - ETF	112,500	-	-	112,500	(73,515)	38,985
23304030-17525	Civic Platform	1,000,000	415,369	370,982	213,649	-	1,000,000
23318010-9990	Contingency	79,743	-	-	79,743	(20,000)	59,743
TOTAL ACTIVE PROJECTS		7,923,629	5,183,139	1,340,503	1,123,518	-	8,125,129



CORONAVIRUS RELIEF FUND SUMMARY

Fund Overview

Fund Description: The Coronavirus Relief Fund is a non-major capital projects fund for financial reporting purposes. The purpose of this fund is to account for the funding received from the American Rescue Plan Act issued by President Biden to provide direct relief to Americans, contain covid-19, and rescue the economy.

Funding Source: The Coronavirus Relief Fund is a direct allocation of federal aid based on the City's share of the U.S. population, metropolitan area basis, and census income reporting. The total amount allocated to the City of Tuscaloosa is \$20,529,224.

FY 2022 Mayor Recommendations

➤ General Fund Revenue Losses:		
• Environmental Services - Parking Lot		\$ 500,000
• Infrastructure & Public Services Vehicles & Equipment		2,056,000
• Fire Station Improvements		305,000
• Tuscaloosa Police Department Vehicles & Equipment		2,559,000
• Information Technology - Servers/Capital Equipment		305,600
• Recreation & Capital Improvements for Parks		673,159
• Neighborhood Drainage		250,000
• 2021 Citywide Resurfacing		1,125,000
• Contingency		2,538,079
	Total General Fund Revenue Loss Allocation	\$ 10,311,838
➤ Water and Sewer Fund Revenue Losses:		
• Campus Water		\$ 4,000,000
• Neighborhood Drainage		2,000,000
• Contingency		980,076
	Total General Fund Revenue Loss Allocation	\$ 6,980,076
➤ Elevate Fund Revenue Losses:		
• Recreation & Capital Improvements for Parks		\$ 748,400
• Contingency		117,128
	Total General Fund Revenue Loss Allocation	\$ 865,528
➤ Heroes Bonus:	Total Heroes Bonus Allocation	\$ 2,371,782
	Total Allocation Awarded to the City of Tuscaloosa	\$ 20,529,224



CORONAVIRUS RELIEF FUND

Account	Current Budget	Actual	Encumbrance	Current Available	2022 Adopted	Revised Budget
Active Projects & Mayor Recommendation						
70100075-1901	ARP Grant Revenues	-	-	-	-	(20,529,224) (20,529,224)
70109030-8055	Transfer to General Fund	-	-	-	-	2,026,845 2,026,845
70109030-8060	Transfer to Water & Sewer Fund	-	-	-	-	342,438 342,438
70101000-19525	Fire Station #5 Imp & Maint	-	-	-	-	200,000 200,000
70101000-21007	2022 Citywide Resurfacing	-	-	-	-	1,125,000 1,125,000
70101000-21024	Monnish Pk Restroom Refurb	-	-	-	-	120,000 120,000
70101000-21026	Phelps Center Maintenance	-	-	-	-	126,000 126,000
70101000-21029	ESD - Parking Lot	-	-	-	-	500,000 500,000
70101000-21039	NSD - 1600 Fairmont Dr Buyout	-	-	-	-	250,000 250,000
70101000-22505	FY 2022 Equipment - IPS	-	-	-	-	2,056,000 2,056,000
70101000-22507	PARA - Ol' Colony Equipment	-	-	-	-	427,159 427,159
70101000-22508	IT - Servers	-	-	-	-	97,000 97,000
70101000-22509	IT - Technology Lifecycle	-	-	-	-	123,600 123,600
70101000-22510	IT - Capital Expenditures	-	-	-	-	85,000 85,000
70101000-22511	Fire Station Improvements	-	-	-	-	105,000 105,000
70101000-22512	FY 2022 Equipment - TPD	-	-	-	-	2,559,000 2,559,000
70101000-9990	Contingency - GF	-	-	-	-	2,540,579 2,540,579
70102040-21022	Jaycee Pk Pavilion & Restrm Rp	-	-	-	-	366,000 366,000
70102040-21023	Kaulton Pk Improvements	-	-	-	-	250,000 250,000
70102040-22513	Springbrook Park Walking Trail	-	-	-	-	32,400 32,400
70102040-22514	Ol' Colony Green Restoration	-	-	-	-	100,000 100,000
70102040-9990	Contingency - ETF	-	-	-	-	117,128 117,128
70106000-18019	Campus Water Sys & Inst Upgr	-	-	-	-	4,000,000 4,000,000
70106000-18025	Lift Station 10 & 11 Upgrades	-	-	-	-	2,000,000 2,000,000
70106000-9990	Contingency - WS	-	-	-	-	980,076 980,076
TOTAL ACTIVE PROJECTS		-	-	-	-	-



WATER AND SEWER FACILITY RENEWAL FUND SUMMARY

Fund Overview

Fund Description: The Water and Sewer Facility Renewal Fund is consolidated as part of the Water and Sewer Fund for financial reporting purposes. The purpose of the fund is to account for capital outlays associated with improvements to water and sewer city owned facilities.

Funding Source: The Water and Sewer Facility Renewal Fund is funded annually by the Water and Sewer Fund. The annual contribution amounts to approximately \$300,000.

FY 2022 Mayor Recommendations

<u>FY 2022 Annual Allocation</u>	\$	300,000
 FY 2022 Allocation		300,000
Total Remaining Contingency	\$	-



WATER AND SEWER FACILITY RENEWAL FUND

Account	Current Budget	Actual	Encumbrance	Current Available	2022 Adopted	Revised Budget
Active Projects & Mayor Recommendation						
60700085-1614 Transfer from WS Fund	(600,000)	(600,000)	-	-	(300,000)	(900,000)
60709042-4170 Capital Repairs Improve	300,000	269,473	31,505	(977)	300,000	600,000
60709042-3170 Repairs & Supplies	18,151	10,002	8,148	-	-	18,151
60718010-9990 Contingency	227	-	-	227	-	227
TOTAL ACTIVE PROJECTS	(281,622)	(320,525)	39,653	(750)	-	(281,622)



WATER AND SEWER SERVICE FEES FUND SUMMARY

Fund Overview

Fund Description: The Water and Sewer Service Fees Fund is consolidated as part of the Water and Sewer Fund for financial reporting purposes. The purpose of this fund is to fund upgrades to water and sewer infrastructure due to new residential and commercial developments.

Funding Source: The Water and Sewer Service Fees Fund is funded through service fees charged on newly purchased commercial water meters.



WATER AND SEWER SERVICE FEES FUND

Account	Current Budget	Actual	Encumbrance	Current Available	2022 Adopted	Revised Budget
Active Projects & Mayor Recommendation						
61009030-18021 EdLove Raw W Upgrade Ph1	363,080	-	-	363,080	-	363,080
61009030-18500 WWTP Boiler Upgrade Proj	699,378	-	699,378	-	-	699,378
61018010-9990 Contingency	5,072	-	-	5,072	-	5,072
TOTAL ACTIVE PROJECTS	<u>1,067,530</u>	<u>-</u>	<u>699,378</u>	<u>368,152</u>	<u>-</u>	<u>1,067,530</u>



WATER AND SEWER RESERVE FOR FUTURE IMPROVEMENT FUND SUMMARY

Fund Overview

Fund Description: The Water and Sewer Reserve for Future Improvement Fund is consolidated as part of the Water and Sewer Fund for financial reporting purposes. This fund holds the water and sewer reserve balance which as of September 30 of each fiscal year should be a minimum of thirty percent of the prior year audited water and sewer operating expenses.

Funding Source: The Water and Sewer Reserve for Future Improvement Fund is primarily funded through the annual surplus transfers. The surplus transfer is calculated in March of each year once the financial statements are completed and the external auditors have issued their opinion.



WATER AND SEWER RESERVE FOR FUTURE IMPROVEMENT FUND

Account	Current Budget	Actual	Encumbrance	Current Available	2022 Adopted	Revised Budget
Active Projects & Mayor Recommendation						
61209040-20520	Fletcher Plant Upgrade	1,151,812	734,884	416,928	-	1,151,812
61209041-20528	Water Treatmt Plnt Improv	265,991	150,561	36,700	78,730	265,991
61209050-21500	FY21 Vehicles & Equip (IPS)	490,000	117,467	327,526	45,006	490,000
61209041-18500	WWTP Boiler Upgrade Proj	1,397,819	351,017	982,962	63,840	1,397,819
61209030-18507	2018 SRF Administration	373,300	352,017	21,283	-	373,300
61209041-21504	Switch Gear Trnsformr Rep	150,000	98,219	51,781	-	150,000
61209030-19015	WWTP Sewage & Aeration	1,737,977	509,062	1,423	1,227,492	1,737,977
61209050-17558	IPS Admin Equip Lease Pmt	330,524	420,378	-	(89,853)	330,524
61209030-20056	LS42 Odor Control	62,300	49,840	12,460	-	62,300
61209050-17559	IPS Admin Equip Lease Int	97,440	69,625	-	27,815	97,440
61209030-19017	Woodland Hills Sewer Up	150,000	34,046	-	115,954	150,000
61207040-16044	Cypress Crk Ave E Sidewalk	72,133	31,614	2,858	37,661	72,133
61209040-20512	Risk/Emerg Response Plan	162,751	162,751	-	-	162,751
61209073-17012	SR-69/Skyland Util Relocat	5,287,519	261,538	247,512	4,778,469	5,287,519
61209030-19049	Greensboro Ave 200Blk Rep	375,000	56,353	40,224	278,424	375,000
61209030-19050	Lift Station 22 & 73 Proj	45,000	32,640	12,360	-	45,000
61209041-19517	Primary Solids Hand Pump	35,850	33,050	2,800	-	35,850
61227011-610540	Easement Acquisitions	229,496	208,871	7,272	13,353	229,496
61227013-611490	Cnty Proj Hold Sewer Scada	45,000	11,519	-	33,481	45,000
61232010-611900	ALDOT US82BearCrk Cutoff	215,000	191,674	-	23,326	215,000
61209050-17536	IPS Equip Lease BalloonRes	548,491	-	-	548,491	548,491
61209050-19501	FY19 IPS Equip Request	857,434	776,457	80,978	-	857,434
61209050-20500	FY20 Vehicles & Equip (IPS)	551,474	310,646	240,829	-	551,474
61209071-19513	Water Meter Upgrades Ph2	899,964	381,578	518,386	-	899,964
61209030-20009	SS Manhole 6978 Repair	702,272	110,252	-	592,019	702,272
61207040-16070	SRF Loan Administration	70,000	69,999	1	-	70,000
61209030-17055	Channing Park Sewer	150,000	-	-	150,000	150,000
61207040-611185	Contingency	100,000	-	-	100,000	100,000
TOTAL ACTIVE PROJECTS		16,554,547	5,526,058	3,004,282	8,024,207	16,554,547



STATE REVOLVING LOAN FUND SUMMARY

Fund Overview

Fund Description: The State Revolving Loan Fund is consolidated as part of the Water and Sewer Fund for financial reporting purposes. The purpose of the fund is to account for projects that are funded through the Alabama Department of Environmental Management (ADEM) loan program that offers low interest to finance public infrastructure improvements in Alabama.

Funding Source: The State Revolving Loan Fund is application based through ADEM and is funded through a blend of state and federal capitalization funds.



STATE REVOLVING LOAN FUND

Account	Current Budget	Actual	Encumbrance	Current Available	2022 Adopted	Revised Budget
Active Projects & Mayor Recommendation						
61540350-18026 LS 21 EQ Tank & Pump Imp	7,453,951	2,870,143	4,197,254	386,555	-	7,453,951
61540360-18022 Water Tank Imp - VA	1,500,000	531,463	152,728	815,809	-	1,500,000
61540360-18019 Campus Water Sys & Inst	6,500,000	3,066,498	1,094,358	2,339,144	-	6,500,000
61540360-18020 Ed Love Plant & Dist Sys	3,959,753	630,142	3,096,661	232,950	-	3,959,753
61527011-15043 Mercedes SS Force Main	2,813,196	1,704,687	428,095	680,414	-	2,813,196
61540360-18021 Ed Love Raw Water Up Ph1	803,838	560,588	51,862	191,388	-	803,838
61540360-18018 Clements Rd-Mercedes Tnk	2,850,000	158,252	992,216	1,699,533	-	2,850,000
61540350-18025 LS #10 & 11 Upgrades	525,494	235,168	290,326	-	-	525,494
61540350-19010 Mercedes SS Force Mn Ph2	435,275	171,710	101,585	161,980	-	435,275
61540360-16064 Water Tank Imp-Martn Spur	205,018	205,018	-	-	-	205,018
61540360-16149 Lake Tusca Aerator Valve	800,000	171,214	26,839	601,947	-	800,000
61540360-18023 Ridgeland Water Tank Imp	881,391	31,525	39,055	810,811	-	881,391
61527011-18045 LS 3 Motor/Pump Up Ph2	561,965	288,200	273,765	-	-	561,965
TOTAL ACTIVE PROJECTS	<u>29,289,881</u>	<u>10,624,609</u>	<u>10,744,743</u>	<u>7,920,529</u>	-	<u>29,289,881</u>



This page intentionally left blank.