



RESOLUTION

RESOLUTION AUTHORIZING CHANGE ORDER NO. 1 FOR  
10<sup>TH</sup> AVENUE ROADWAY IMPROVEMENTS PROJECT  
(A15-1211/ 2016.129.001)

WHEREAS, heretofore, as a result of competitive bidding or as otherwise authorized by the Alabama Competitive Bid Law, Ala. Code §41-16-50, et seq. (1975) and/or Ala. Code §39-2-1, et seq. (1975), the City of Tuscaloosa awarded a contract for the above-referenced project to John Plott Company, Inc., (Contractor's Name); and.

WHEREAS, it has been determined that a change order to the above-referenced contract is necessary for the following reasons:

To add pay items due to differing field conditions and discrepancies in the original as-bid plans and specifications

- 1) associated with the directional bore installation of the waterline under the storm drainage culvert.
- 2) associated with the required 16" water main replacement
- 3) associated with the arrangement of an in-place 2" gate valve
- 4) associated with stump removal that was agreed to as part of ROW negotiations.
- 5) associated with the addition of a gate in the fence at the downs for emergency fire and rescue access
- 6) associated with the addition of a 2" water main replacement

as set forth in the C.O. and accompanying documents); and,

WHEREAS, the Architect, the Engineer for the project, or the City's representative, as the case may be, have/has certified to the Council as per the attached change order request, that said change order is: (Mark applicable category)

- a. Minor change of a total monetary value less than required for competitive bidding.
- b. Changes for matters relatively minor and incidental to the original contract necessitated by unforeseeable circumstances arising during the course of work.
- c. Emergency arising during the course of work.
- d. Change or alternates provided for in the original bidding where there is no difference in price of the Change Order from the original best bid on the Alternate.

X e. Change of relatively minor terms not contemplated when the plans and specifications were prepared and the project was bid, and which are in the public interest and do not exceed ten (10) percent of the Contract Price.

NOW, THEREFORE, BE IT RESOLVED BY THE CITY COUNCIL OF TUSCALOOSA as follows:

1. That the Mayor be, and he is hereby, authorized to execute that certain change order now before the Council for the above stated project in the amount of ~~\$68,228.89~~ (Change Order Cost), time 22 (Calendar day extension of time), and for the reasons so stated, by and as an act for and on behalf of the City of Tuscaloosa, and the City Clerk is authorized to attest the same.

2. That the Architect or Engineer or Owner's representative, as the case may be, shall implement this change order and properly document the same pursuant to all applicable contract documents.

FUNDING REQUIRED:  Yes  No *1641*

28617162-12052  
Fund 228 - COBQ - DR  
\_\_\_\_\_  
\_\_\_\_\_  
\_\_\_\_\_

By: *Vincent Snow*  
Finance Director  
Chief Financial Officer

COUNCIL ACTION

Resolution ✓  
Ordinance \_\_\_\_\_  
Introduced \_\_\_\_\_  
Passed 3-5-19  
2<sup>nd</sup> Reading \_\_\_\_\_  
Unanimous \_\_\_\_\_  
Failed \_\_\_\_\_  
Tabled \_\_\_\_\_  
Amended \_\_\_\_\_  
Comments: \_\_\_\_\_

---

## **Memorandum**

February 26, 2019

To: Projects Committee

From: Jeremy D. Jones, P.E.  
Infrastructure and Public Services

RE: 2016.129.001 10<sup>th</sup> Avenue improvements and CityWalk  
Construction Contract Change Order Number One

---

**Recommendation:**

Authorize the execution of construction contract change order number one totaling \$68,228.89 and 22 additional calendar days of contract time.

**Project Description:**

The improvements in this project will include the addition of a shared use path, "CityWalk" from Harmon Park along 29<sup>th</sup> Street to 10<sup>th</sup> Avenue and along 10<sup>th</sup> Avenue to Hargrove Road. The segment of the project along 10<sup>th</sup> Avenue will also include lighting, landscaping, resurfacing, storm drainage improvements, and a sidewalk. Please see the attached location map for the project.

**Background for the Request:**

Please see the attached change order that details out a number of items we needed to add to the construction contract.

**Funding:**

The funding for this project comes from DR-1, DR-2, and Water and Sewer RFFI. Our current budget has a total unencumbered amount sufficient to pay the invoices. The total project budget is \$7,539,349.00.



Engineering  
Planning  
Surveying  
Transportation  
Water Resources  
Land Use  
Construction  
Structural  
Designers

February 6, 2019

Mr. Jeremy D. Jones, P.E.  
Civil Engineer  
Infrastructure & Public Service  
City of Tuscaloosa  
2201 University Boulevard  
Tuscaloosa, AL 35401

Reference: Project No. 2016.129.001  
10<sup>th</sup> Avenue Roadway Improvements

Dear Mr. Jones,

Attached is one (1) copy of Contract Change Order No. 1 on the referenced project.

Call if you have any questions.

Sincerely,  
**NEEL-SCHAFFER, INC.**

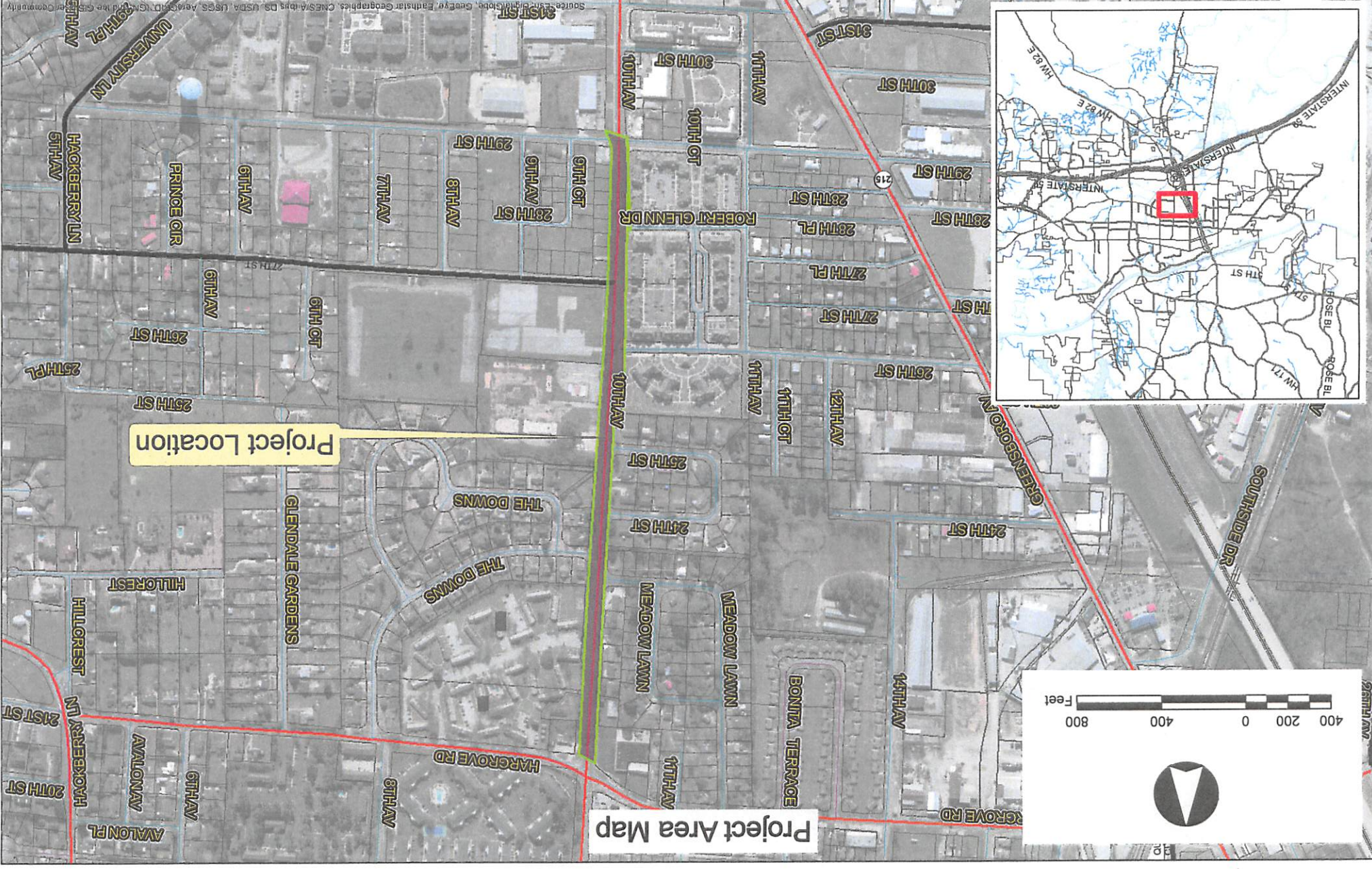


Chuck Reynolds  
Senior Project Manager

attachment

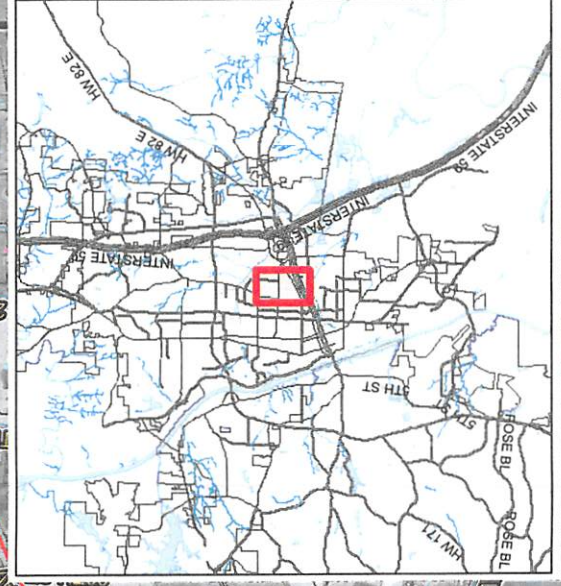
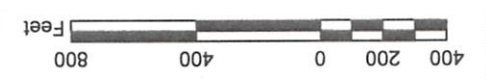
cc: Project File w/ attachment





Project Location

Project Area Map



Source: Esri, DigitalGlobe, GeoEye, Earthstar Geographics, CNES/Airbus DS, USDA, USGS, AeroGRID, IGN, and the Community

**CONTRACT CHANGE ORDER NO. 1**  
 City of Tuscaloosa, Office of the City Attorney

DATE: 1/28/2019 PROJECT: 10th Avenue Roadway Improvements Project  
 FILE NO.: A15-1211 ENGINEERING PROJECT NO. : 2016.129.001  
 TO: John Plott Company, Inc.  
 (Contractor)

**TERMS:** You are hereby authorized, subject to the provisions of your Contract for this project, to make the following changes thereto in accordance with the attached Change Order Request and supporting documents and to:

**FURNISH** necessary labor, materials and equipment to:

See attached Change Order Request No. 1 for details

**TOTAL ADDITION OR REDUCTION TO CONTRACT PRICE:**

(Note: Numbers in parentheses are deductions)


ORIGINAL CONTRACT PRICE	\$	<u>4,159,832.14</u>
LESS CONTINGENCY/ALLOWANCE	\$	<u>0.00</u>
NET ORIGINAL CONTRACT PRICE	\$	<u>4,159,832.14</u>
Net total of previous Change Orders	\$	<u>0.00</u>
Previous revised contract price	\$	<u>4,159,832.14</u>
This Change Order <u>1</u> <input checked="" type="checkbox"/> Add <input type="checkbox"/> Deduct	\$	<u>68,228.89</u>
Revised Contract Price this date	\$	<u>4,228,061.03</u>

Extension of time resulting from the Change Order: 22 (Indicate number of calendar days).

The amount of this Change Order will be the responsibility of: The City of Tuscaloosa

This Contract Modification constitutes full and mutual accord and satisfaction for all time and all cost related to this change. By acceptance of this Contract Modification, the Contractor hereby agrees that the modification represents an equitable adjustment to the Contract, and further, agrees to waive all right to file any further claims or changes arising out of or as a result of this change, or the accumulation of executed Contract Modifications to this Contract

The Contractor and the Owner(s) hereby agree to the terms of this Change Order as contained herein.




WESTERN SURETY COMPANY  
 BY: [Signature]  
 ATTORNEY-IN-FACT

**CONTRACTING PARTIES**

John Plott Company, Inc.  
 (Contractor)

By: [Signature]  
 (Authorized Representative)



**RECOMMENDED**

By: [Signature]  
 Neel-Schaffer, Inc.  
 (Design Engineer or Architect)

**CITY OF TUSCALOOSA**

[Signature]  
 (Mayor)

# Western Surety Company

## POWER OF ATTORNEY APPOINTING INDIVIDUAL ATTORNEY-IN-FACT

Know All Men By These Presents, That WESTERN SURETY COMPANY, a South Dakota corporation, is a duly organized and existing corporation having its principal office in the City of Sioux Falls, and State of South Dakota, and that it does by virtue of the signature and seal herein affixed hereby make, constitute and appoint

**Robert W Poellnitz Jr, Walter Wayne Guy, Rick Manasco, Robert Gerald Plott, W Geoffrey Plott, Anne M Leslie, Individually**

of Tuscaloosa, AL, its true and lawful Attorney(s)-in-Fact with full power and authority hereby conferred to sign, seal and execute for and on its behalf bonds, undertakings and other obligatory instruments of similar nature

**- In Unlimited Amounts -**

and to bind it thereby as fully and to the same extent as if such instruments were signed by a duly authorized officer of the corporation and all the acts of said Attorney, pursuant to the authority hereby given, are hereby ratified and confirmed.

This Power of Attorney is made and executed pursuant to and by authority of the By-Law printed on the reverse hereof, duly adopted, as indicated, by the shareholders of the corporation.

In Witness Whereof, WESTERN SURETY COMPANY has caused these presents to be signed by its Vice President and its corporate seal to be hereto affixed on this 23rd day of June, 2015.



WESTERN SURETY COMPANY

*Paul T. Bruflat*


Paul T. Bruflat, Vice President

State of South Dakota }  
County of Minnehaha } ss

On this 23rd day of June, 2015, before me personally came Paul T. Bruflat, to me known, who, being by me duly sworn, did depose and say: that he resides in the City of Sioux Falls, State of South Dakota; that he is the Vice President of WESTERN SURETY COMPANY described in and which executed the above instrument; that he knows the seal of said corporation; that the seal affixed to the said instrument is such corporate seal; that it was so affixed pursuant to authority given by the Board of Directors of said corporation and that he signed his name thereto pursuant to like authority, and acknowledges same to be the act and deed of said corporation.

My commission expires

February 12, 2021



*S. Eich*

S. Eich, Notary Public

### CERTIFICATE

I, L. Nelson, Assistant Secretary of WESTERN SURETY COMPANY do hereby certify that the Power of Attorney hereinabove set forth is still in force, and further certify that the By-Law of the corporation printed on the reverse hereof is still in force. In testimony whereof I have hereunto subscribed my name and affixed the seal of the said corporation this 28 day of JUN, 2019.



WESTERN SURETY COMPANY

*L. Nelson*

L. Nelson, Assistant Secretary



CITY OF TUSCALOOSA  
OFFICE OF CITY ATTORNEY

CHANGE  
ORDER  
REQUEST

OWNER: CITY OF TUSCALOOSA

ARCHITECT / ENGINEER: NEEL-SCHAFFER, INC.

CONTRACTOR: JOHN PLOTT COMPANY, INC.

PROJECT: 10th AVENUE ROADWAY IMPROVEMENT

FILE A15-1211 ENGINEERING PROJECT NO.: 2016.129.001

CHANGE ORDER REQUEST NO. 1 DATE: 1/28/2019

1. DESCRIPTION OF CHANGE  
See attached Change Order Request No. 1 Backup

2. CHANGE ORDER COSTS: \$68,227.89

Proposal Attached: proposals attached Cost Estimated / Proposal Required

	Item	Quantity	Material Unit Price	Labor (hours)	Labor Unit Price	Sub-Total Cost
a.	See attached Change Order Request No. 1 Backup for Details					
b.						
c.						
d.						
e.						
f.*						
					<b>TOTAL:</b>	\$ 68,227.89

\* If more than 6 items, provide attachments

3. INSTITUTED BY: The City of Tuscaloosa & Neel-Schaffer, Inc.

4. JUSTIFICATION OF NEED: See attached Change Order Request No. 1 Backup for Details



**5. JUSTIFICATION OF CHANGE ORDER VERSUS COMPETITIVE BIDDING:**

These are all added to an existing contract and are an intergral part of the ongoing work

---

**6. COSTS REVIEW:**

Costs for the work appear to be reasonable and customary

---

**7. THIS CHANGE ORDER IS SUBMITTED FOR REVIEW AND APPROVAL AND IS CLASSIFIED AS THE FOLLOWING TYPE:**

- Minor change of a total monetary value less than required for competitive bidding
  - Changes for matters relatively minor and incidental to the original contract necessitated by unforeseeable circumstances arising during the course of work
  - Emergencies arising during the course of work
  - Change or alternates provided for in the original bidding where there is no difference in price of the Change Order from the original best bid on the Alternate
  - Change of relatively minor terms not contemplated when the plans and specifications were prepared and the Project was bid and which are in the public interest and do not exceed 10% of the Contract Price
- 

**8. EXTENSION OF CONTRACT TIME REQUESTED: Calendar Days**

**22**

---

**RECOMMENDED:**

BY:

*Chuck Reynolds*  
Tuscaloosa's Consulting Engineer/Architect

BY:

*Jerry D. Jones*  
City Representative

**APPROVED:**

BY:

*Henry Hinds*  
Contractor

BY:

\_\_\_\_\_  
Owner's Legal Advisor

BY:

\_\_\_\_\_  
Owner's Authorized Representative

10th Avenue Roadway Improvements  
 Project No. 2016.129.001  
 Project Change Order Request No. 1 Backup

City Change Order No.	Plott Change Order No.	Date	Quantity	Units	Unit Price	Total This Change Order	Description / Reason
1	2	10/8/2018	1	ls	\$ 15,669.22	\$ 15,669.22	The bore associated with Pay Item 2660-4 (16" DI Class 52 Restrained Joint Water Main with 36" Steel Casing) requires a boring pit on one end and a receiving pit on the other. These pits are referred to as Sub-surface Crossing Setup in specification 02260 (Subsurface Crossing). The specification also states that payment for these pits will be per each subsurface crossing. This project does not have a pay item for SubSurface Crossing thus the need for this change order request.
1	5	10/16/2018	1	ls	\$ 17,200.00	\$ 17,200.00	Due to existing field conditions (the changing skew of the culvert), the bore associated with Pay Item 2660-4 (16" DI Class 52 Restrained Joint Water Main with 36" Steel Casing) had to be lengthened from 112 linear feet to 188 linear feet. In order to control the direction of a bore this length, the contractor recommended using a pilot tube thus the need for this change order request.
1	6a	11/7/2018	2	ea	\$ 6,674.56	\$ 13,349.12	The relocation of the 16" water main required by the contract necessitated that the existing water main be cut and capped at two locations. The Contract does not include a pay item for this work thus the need for this change order request.
1	6b	11/7/2018	1	ea	\$ 686.04	\$ 686.04	The arrangement of the existing 2" piping at the North entrance to Parkwood required that abandoned an existing 2" gate valve and install a new 2" gate valve. The contract does not include a pay item for this work thus the need for this change order request.
1	7	12/8/2018	1	ls	\$ 4,357.36	\$ 4,357.36	Four trees, that were not in the ROW, required removal to allow Alabama Power to relocate their lines that are in conflict with the construction of this project. Alabama Power removed the trees and left the stumps; since the trees were outside of the ROW and thus outside of the project limits, Plott was asked to provide pricing for the stump removal.
1	8	1/10/2019	1	ls	\$ 3,186.65	\$ 3,186.65	Windsor Road at The Downs is an abandoned road that was/is used for emergency access. As part of this project, we were to provide a curb cut / valley gutter on 10th Avenue at the location of this road; we also were to install the new privacy fence across the road with the understanding that a section would be removed in the case of an emergency. During the project, it was noted that the better approach would be to install an access gate with a City lock and chain; that way Windsor could be easily accessed during an emergency.

10th Avenue Roadway Improvements  
 Project No. 2016.129.001  
 Project Change Order Request No. 1 Backup

City Change Order No.	Plott Change Order No.	Date	Quantity	Units	Unit Price	Total This Change Order	Description / Reason
1	9a	1/10/2019	6	ea	\$ 884.75	\$ 5,308.50	New services to six residents on the west side of 10th Avenue between Meadow Lawn Drive were not included in the scope of this project. Plott was asked to provide pricing for new 3/4" taps on the existing line at each location.
1	9b	1/10/2019	200	lf	\$ 42.36	\$ 8,471.00	See 9a; Plott was asked for pricing for 3/4" copper service pipe from the new tap to the existing meter.
						\$ 68,227.89	TOTAL THIS CHANGE ORDER REQUEST NO. 1



**Change Order Request # 2 for:  
Subsurface Setup**

October 8, 2018

Project: 10<sup>th</sup> Avenue Roadway Improvements Project  
Project No. 2016.129.001

RE: CO request # 2 for: Subsurface Setup

Attn: Mr. Chuck Reynolds


Below is the pricing for the subsurface setup per spec section 2260. Pricing includes spoil haul off, stone backfill and labor and equipment to place backfill. If you elect to utilize the existing pay item, 2240-2 for the stone backfill you can deduct \$19,050.29 from the below proposal.

\*\* Excludes pavement patching. Patching shall be paid at the unit price established.

Note: We plan on starting this bore on 10/15/18 to minimize the impact to gameday traffic. While we do not need a formal CO processed to proceed, we will need written approval to proceed.

Material -	\$ 16,565.47	
Labor and Equipment -	\$ 13,625.41	
15% OH & P -	\$ 4,528.63	
Total proposed add =	\$ 34,719.51	
	- 19,050.29	
	<u>\$ 15,669.22</u>	— Change Order Amount

Thank You,

  
Andy Harshman  
Project Manager/Safety Coordinator  
John Plott Company, Inc.



**Change Order Request # 5 for:  
Pilot tube installation (Water Bore)**

**October 16, 2018**

**Project: 10<sup>th</sup> Avenue Roadway Improvements Project  
Project No. 2016.129.001**

**RE: CO request # 5 for: Pilot Tube installation**

**Attn: Mr. Chuck Reynolds**


Below and attached is the pricing for the installation of the pilot tube. In addition to the pilot tube cost there is a concrete slab required for the pilot tube installation tool. The slab is approximately 8 cy at a cost of \$350 per cy. As discussed, we will not markup this work.

**Slab = \$2,800.00**

**Pilot Tube = \$14,400.00**

**Total Cost = \$17,200.00 for 180 lf = \$95.56 per LF**

**Thank You,**

  
**Andy Harshman  
Project Manager/Safety Coordinator  
John Plott Company, Inc.**



**PILOT STEM SERVICES, LLC  
4136 Loring Drive  
Bonner Springs, KS 66012**

**Install pilot stems and provide adapters for the following:**

**Project: Highway 10 Improvements - Tuscaloosa, AL  
for John Plott Company, Inc.**

**Install 180 L.F. of Pilot Stems for 30" Casing @ \$ 80.00/L.F.**

**PILOT STEM SERVICES, LLC WILL:**

- Provide equipment and necessary adapters required to complete crossing
- Provide 1 (one) operator to set up and install pilot stems
- Will assist with the connection of the stem to casing adapter

**CONTRACTOR WILL BE RESPONSIBLE FOR:**

- Necessary additional labor to support Pilot Stems Services operation
- Lifting equipment to handle Pilot Stem Services equipment onsite
- Concrete pit base minimum 2.40 below centerline of casing
- Suitable backstop to withstand jacking force required to push stems, normally accomplished by installing back section of rail and boring machine
- Providing centerline, elevation and verification of set up prior to installing pilot stem
- All site dewatering

Submitted by Patrick Griffith Date 10/15/2018  
Pilot Stem Services, LLC

Accepted by \_\_\_\_\_ Date \_\_\_\_\_  
B.W. Hobson Construction Co., Inc.

\_\_\_\_\_  
(print name and title)



**Change Order Request # 6 for:  
16" Cut and Caps and 2" GV (Per Revision No. 3)**

**November 7, 2018**

**Project: 10<sup>th</sup> Avenue Roadway Improvements Project  
Project No. 2016.129.001**

**RE: CO request # 6 for: 16" Cut and Cap & 2" Gate Valve**

**Attn: Mr. Chuck Reynolds**

**Below is the pricing to cut and cap the existing 16" watermain at two locations and provide and install one 2" Gate Valve. All other work required per the revision sheet shall be paid for at the established contract unit prices.**

**The two cut and caps are for one located at approximate station 29+44 LT and the other at approximate station 35+87 LT. The exact location of the pipe bells to the north of the TSV at approximate station 29+44 LT and to the south of the TSV at approximate station 35+87 LT are unknown. Therefore, the exact location of the cut and cap will not be known until additional exploratory excavation is performed. Any proposed or existing utility conflicts with the cut and caps are not accounted for in this proposal since they are unknown. In addition to monetary compensation we are also requesting 15 additional calendar days to complete the work associated with Revision No. 3.**

**Cut and Cap 16" Main 2 EA (62)**

<b>Sub -</b>	<b>\$ 5,000.00</b>
<b>Material -</b>	<b>\$ 743.70</b>
<b>Lab. &amp; Eq. -</b>	<b>\$ 5,864.23</b>
<b>OH &amp; P -</b>	<b>\$ 1,741.19</b>

**Total Price = \$13,349.12 for 2 EA = 6,674.56 per EA**



**Change Order Request # 7 for:  
Removing Stumps**

**December 8, 2018**

**Project: 10<sup>th</sup> Avenue Roadway Improvements Project  
Project No. 2016.129.001**

**RE: CO request # 7 for: Removing Stumps**

**Attn: Mr. Chuck Reynolds**


**Below and attached is the pricing for removing the stumps as requested.**

Subcontractor -	\$ 550.00
Labor & Eq. -	\$ 3,239.01
15% OH &P -	<u>\$ 568.35</u>
<b>Total proposed add =</b>	<b>\$ 4,357.36</b>

**Clarifications.**

- 1. Newly installed fence will require removal and replacement for stump removal. Unit prices for removal and replacement of fence shall apply as required.**
- 2. Excess chips will be removed and disturbed area at stump will be seeded and mulched.**

Thank You,

  
**Andy Harshman  
Project Manager/Safety Coordinator  
John Plott Company, Inc.**

**Barringer Tree Service, Inc.**

PO Box 111  
Coker, AL 35452

**Estimate**

Date	Estimate #
12/3/2018	522

John Platt Company, Inc.  
P.O. Box 20183  
Tuscaloosa, AL 35402



Proof of Liability Insurance and Worker's  
Compensation provided upon request.

Description	Total
4 Stumps Ground on 10th Ave. project	550.00



**Change Order Request # 8 for:  
Gate at 35+00 RT**

**January 10, 2019**

**Project: 10<sup>th</sup> Avenue Roadway Improvements Project  
Project No. 2016.129.001**

**RE: CO request # 8 for: Gate at 35+00 rt**

**Attn: Mr. Chuck Reynolds**


**Below and attached is the pricing for providing and installing the gate as requested.**

<b>Subcontractor -</b>	<b>\$ 2,771.00</b>
<b>15% OH &amp;P -</b>	<b><u>\$ 415.65</u></b>
<b>Total proposed add =</b>	<b>\$ 3,186.65</b>

**Clarifications.**

- 1. Newly installed fence will require removal. Unit prices for removal of fence shall apply as required.**

**Thank You,**

  
**Andy Blarshman  
Project Manager/Safety Coordinator  
John Plott Company, Inc.**





# Straitline Fence, LLC

PO Box 899  
Northport, AL 35476  
tconner@straitlinefence.net

205-764-5593 Phone  
205-454-1348 Cell  
205-333-8425 Fax

## COR #1

**Project:** 10<sup>th</sup> Ave City Walk  
**Estimator:** Trae Conner  
**Date:** 1/4/19

## Scope of Work

14' 11" clearing opening double swing gate. Gate frame will consist of Tarter gate panel with wood attached per detail provided by Neel-Schaffer. Includes one Know Box model 3200 series.

Cost \$2,771.00

**Exclusions: Clearing, Grading, Bonds, Grounding and Layout.**

---

Straitline Fence, LLC warrants the above fence to be free from defects in materials and workmanship for one year.

This proposal excludes clearing of fence lines, location of property lines, surveys, etc. Alteration or deviation from the above specifications involving extra cost will be executed only upon written orders and will become an extra charge over and above original estimate.

Straitline Fence, LLC will have underground public utilities located and marked but assumes no responsibility for unmarked sprinkler lines, or any other unmarked buried lines or objects.

Any mathematical or clerical errors discovered by the administrator of this document give either party the right to rescind or renegotiate this agreement prior to the start of work. Photocopies of this executed document are valid and binding.

Terms: Payment is due upon completion of work. All materials will remain the property of Straitline Fence, LLC until all invoices pertaining to this job are paid in full. The customer agrees to pay all interest and any costs incurred in the collection of this debt. Straitline Fence, LLC reserves the right to submit monthly invoices for labor and materials as work progresses.

\* If not signed and returned proposal is void 20 days from the above date.

Signature: \_\_\_\_\_  
(Customer)

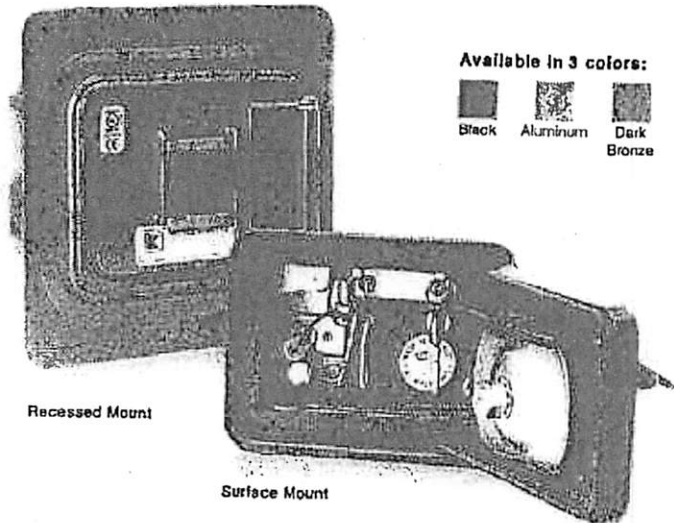
Date: \_\_\_\_\_

Billing Address: \_\_\_\_\_  
\_\_\_\_\_



# KNOXBOX® 3200

The KnoxBox 3200 is the number one high-security key lock box trusted by first responders and property owners. Store up to 10 keys to quickly gain rapid access to commercial properties.



## FEATURES

- ✓ Stores maximum 10 keys. Access cards and small entry items may also fit in interior compartment but will reduce max key quantity.
- ✓ Built Knox-Rugged and secure: UL 1037, UL 1610, UL 1332, UL 437
- ✓ Finished with Knox-Coat® to protect four times better than standard powder coat
- ✓ Weather-resistant door gasket
- ✓ Hinged door

## BENEFITS

- ✓ Allows rapid property access
- ✓ Reduces property damage
- ✓ Prevents forced entry into buildings
- ✓ Minimizes first responder injury
- ✓ Compliant to National Fire Code (NFPA, IFC, IBC)

## OPTIONS

- ✓ Knox Tamper Alert connects to building's alarm system for extra security
- ✓ Mount types: Recessed and Surface
- ✓ 3 color options: Black, Aluminum, Dark Bronze

## ACCESSORIES

- ✓ Multi-Purpose Switch for use on electrical doors, gates and other electrical equipment
- ✓ Recess Mounting Kit for new concrete or masonry construction
- ✓ Public Safety Labels
- ✓ Tag-Out Tamper Seals
- ✓ Key Tags
- ✓ Key Rings

## ORDERING SPECIFICATIONS

To insure procurement and delivery of the KnoxBox 3200, it is suggested that following specification paragraph is used:

KnoxBox surface/recessed mount with hinged door, with/without UL Listed Knox Tamper Alert. 1/4" plate steel housing, 1/2" thick steel door with interior gasket seal and stainless steel door hinge. Box and lock UL Listed. Lock has 1/8" thick stainless steel dust cover with tamper seal mounting capability.

**Exterior Dimensions:** Surface Mount Body - 4"H x 5"W x 3-7/8"D  
Recessed Mount Flange - 7"H x 7"W

**Lock:** UL Listed. Double-action rotating tumblers and hardened steel pins accessed by a biased cut key.

**Finish:** Knox-Coat proprietary finishing process

**Color:** Black, Dark Bronze or Aluminum

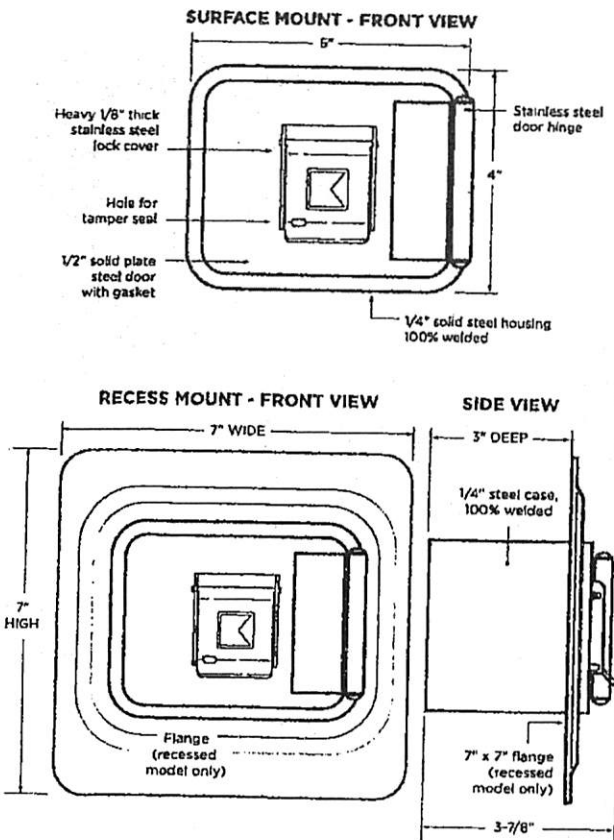
**P/N:** KnoxBox 3200 (mfr's cat. ID)

**Mfr's Name:** KNOX COMPANY



**WEIGHT:**  
Surface Mount - 8 lbs  
Recessed Mount - 9 lbs

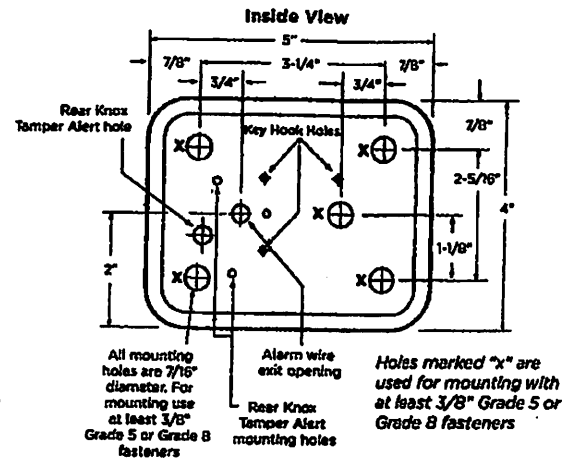
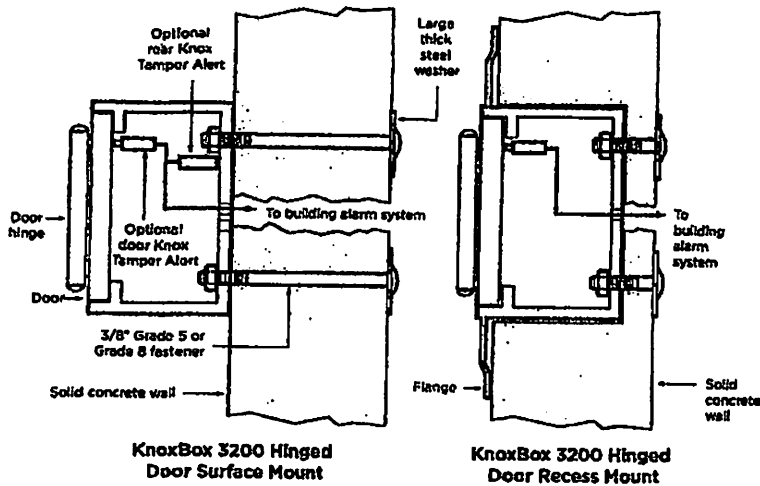
**DIMENSIONS:**  
Surface Mount Body - 4"H x 5"W x 3-7/8"D  
Recessed Mount Flange - 7"H x 7"W



## GENERAL MOUNTING INSTRUCTIONS

Suggested minimum mounting height, 6 feet above ground.

**ATTENTION:** KnoxBox is a very strong device that **MUST** be mounted properly to ensure maximum security and resist physical attack.

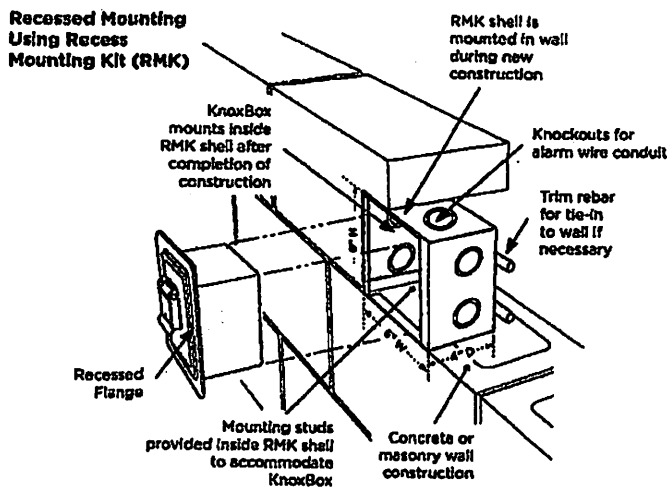


## RECESS MOUNTING KIT AND INSTALLATION INSTRUCTIONS

The Recess Mounting Kit (RMK) includes shell housing and mounting hardware, which may only be used for recessed models to cast-in-place within new concrete or masonry construction. The KnoxBox is mounted into the shell housing after construction is completed.

### RECESS MOUNTING KIT DIMENSIONS

Rough-in Dimensions:  
6-1/2"H x 6-1/2"W x 5"D



### IMPORTANT:

Care should be taken to ensure the front of the Recess Mounting Kit (RMK) shell housing, including the cover plate and screw heads, is flush with the wall. The RMK must be plumbed to ensure vertical alignment of the box.

## ABOUT KNOX COMPANY

Over forty years ago, a unique concept in rapid access for emergency response was born. The KnoxBox®, a high-security key lock box, was designed to provide rapid access for emergency responders to reduce response times, minimize injuries and protect property from forced entry.

Today, one revolutionary lock box has grown into a complete system providing rapid access for public safety agencies, industries, military, and property owners across the world. The Knox Company is trusted by over 14,000 fire departments, law enforcement agencies, and governmental entities.

KNOX COMPANY  
1601 W. DEER VALLEY RD  
PHOENIX, AZ 85027

T. 800.552.5669  
F. 623.687.2290

KNOXBOX.COM  
INFO@KNOXBOX.COM



**Change Order Request # 9 for:  
¾" Water Services (Per Revision No. 4)**

January 10, 2019

Project: 10<sup>th</sup> Avenue Roadway Improvements Project  
Project No. 2016.129.001

RE: CO request # 9 for: ¾" Water Services (Per Revision # 4)

Attn: Mr. Chuck Reynolds

Below is the pricing as requested for installing new ¾" water services and connecting to the existing meters. If the meters require relocating to the back of the ROW, the existing pay items shall also apply. Pricing for the 2" Gate Valve was previously provided in CO request # 6. All other work required per the revision sheet shall be paid for at the established contract unit prices, including but not limited to stone backfill, patching and 2" PVC.

In addition to monetary compensation we are also requesting 7 additional calendar days to complete the work associated with Revision No. 4.

Provide and Install ¾" Service tap/tie to ex. Meter on 2" main 6 EA (92)

Material -	\$ 996.12	curb, corp, saddle, meter coupling
Lab. & Eq. -	\$ 3,619.96	
OH & P -	<u>\$ 692.42</u>	

Total Price = \$5,308.50 for 6 EA = \$884.75 per EA





Provide and Install 3/4" Type K copper service tubing 200 LF (9b)


Material - \$ 658.00  
Lab. & Eq. - \$ 4,100.00  
OH & P - \$ 713.00

Total Price = \$ 5,471.00 for 200 LF = \$ 27.36 per LF

+ \$ 3,000.00  
Clarifications: \$ 8,471.00 = \$ 42.355/lf

Pressure testing and BAC-T testing of the 2" and 3/4" pipes are not included. If required, Add one Lump Sum of \$3,000.00

Thank You,

  
Andy Harshman  
Project Manager/Safety Coordinator  
John Plott Company, Inc.