

BURK-KLEINPETER, INC.

ENGINEERS, ARCHITECTS, PLANNERS, ENVIRONMENTAL SCIENTISTS

CHAIRMAN OF THE BOARD
WM. R. "BIFF" BURK, III, PE

ASSOCIATES
DAVID S. HARGROVE, PE
CRAIG P. WILLIAMS, PE

WILLIAM R. BURK, JR., 1912-1986

600 LURLEEN WALLACE BLVD, SUITE 180
TUSCALOOSA, AL 35401
TELEPHONE (205) 759-3221 FAX (205) 759-9166
WWW.BKIUSA.COM



OVER 100 YEARS OF SERVICE

PRESIDENT
GEORGE C. KLEINPETER, JR., PE
REGIONAL VICE PRESIDENT - AL
O. JEFFREY WOOD, PE
VICE PRESIDENT
BRUCE L. HIGGINBOTHAM, PE

Addendum Number 1

April 5, 2016

Additional Information and Clarifications:

1. In the event trench foundation is required in sanitary sewer trenches (Note 1, Sheet 96), it will be paid for under Item 10, Foundation Backfill.
2. The Gravity Sewer Trench Detail (Asphalt Paving) requires 1' depth of 825B. This will be paid for under Item 11, Crushed Aggregate Base Course.
3. Pay Item 51 (57 Stone Backfill) will be paid under the trench width limits as set in AWWA C600 Table 2 (Page 96). Patching and Overlay shall be paid under the provided unit prices, following the same Pay Width guidelines. All patching will be included in Pay Item 18.
4. The Pay Item "Watermain Relocation" is to be removed from plans. The watermain to be relocated has been directly addressed in the plans and pay items are included. The contractor will provide watermain materials, to be approved by the City.
5. Regarding sanitary sewer trench work: there is direct payment for patching and overlay. Please follow AWWA C600 and the standard detail on Page 96. The engineer and contractor will establish the width of overlay outside of trench (1' minimum, each side).
6. Manhole Replacement includes incidental costs related to removal and/or replacement of existing sanitary sewer lines serving adjacent streets.
7. There shall be no direct payment for addressing or shutting off exposed utilities during construction. It shall be the contractor's responsibility to verify locations of all existing utilities before construction begins.
8. An ADEM permit is not required for this project.
9. The contractor will not have the responsibility of testing roadway and earthwork items. All water and sanitary sewer testing (such as bacteria tests, camera, etc.) shall be the contractor's responsibility.
10. The contractor is responsible for construction staking. BKI will provide a digital file to the contractor to assist in construction staking. In addition, BKI will establish benchmarks for project use.
11. BKI will develop As-build drawings once the project is complete. The Contractor shall be responsible for providing records and field data to assist in this.



BURK - KLEINPETER, INC.
ENGINEERS. ARCHITECTS. PLANNERS. ENVIRONMENTAL SCIENTISTS

12. A Pay Item for 618A-000 4" Sidewalk is being added. This pay item will include replacement of 4" sidewalk, modification of any handicap ramps, placement of truncated domes, etc. Standard details are being included for reference. There is no new sidewalk in this project. This pay item is only for modification of any existing that does not meet ADA requirements.
13. There is no ALDOT funding in this project. Funding is provided by the U.S. Department of Housing and Urban Development (HUD).
14. Rip rap has been included for certain streets. The quantity is set up for an as-needed item to be verified by the engineer at each end treatment.
15. Erosion control items have been set up in the quantities for use during construction, as needed. These shall be placed and maintained to the satisfaction of the engineer.
16. Concerning Instructions to Bidders, Items 20 and 21 (i.e. "Buy American") apply to this project.
17. Sales and use tax should be included in bid for all items.
18. There is no individual pay item set up for asphalt removal. Unclassified excavation is set up for excavation related to unsuitable materials, valley gutter, curb and gutter, etc.
19. It is required that all bidders shall be registered with sam.gov.
20. Structure excavation under storm drainage pipes will be paid according to ALDOT specifications.
21. Pay Item 11, Crushed Aggregate Base Course, will cover payment for material used under driveways, curb and gutter, sidewalks, etc.
22. In the event curb and gutter has to be removed and replaced (as approved by the engineer), it will be paid under the curb and gutter pay item.
23. Form 8 will be required to be submitted each month with each pay request.
24. Due to the close proximity of homes along the streets, there will be no requirements for density testing. Compaction will be performed to the satisfaction of the engineer.



Disaster Recovery - Streets Reconstruction Project
 Pre-Bid Meeting
 March 31, 2016 @ 10am



Name	Company & Address	Phone, Fax and Email
Kristen Love	OCA (city)	Phone: 205-242-9651 Email: Klove@tuscaloosa.com
Jenna Mooney	Dominion construction P.O. Box 70 Duncanville, AL 35456	Phone: 205-342-2030 Email: brian@dominioncon.com
Tim Key	Russo Corp.	Phone: 205-923-4434 Email: CJohnson@russocorp.com
Shaun Hemerson	Southern Civil Contractors	Phone: 205-772-8653 Email: shbama35@hotmail.com
Joimer Pugh	REV Construction	Phone: 205-349-1860 Email: tjpyh@revconstructioninc.com
ST Bunn	ST Bunn Const.	Phone: 205 7990171 Email: STbunn@yc100.com
Caraway Drake	City of Tusc	Phone: 205-248-15700 Email: Drake@tuscaloosa.com
Dawn Castille	Tommy Beasley Const.	Phone: 205 330 9944 Email: dcastille@tbeasley.com
Dennis Price	ST Bunn Const	Phone: 201 331 7787 Email: Price@STBunn.com
Wendy McBride	City of Tuscaloosa	Phone: 205 534 1868 Email: Wmcbride@tuscaloosa.com

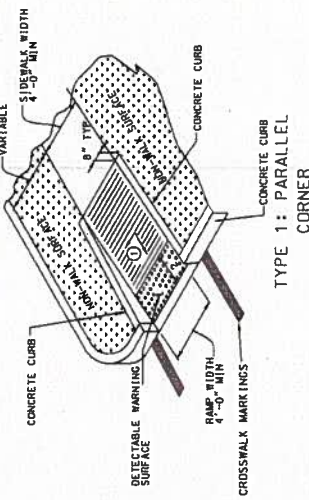


Disaster Recovery - Streets Reconstruction Project
 Pre-Bid Meeting
 March 31, 2016 @ 10am

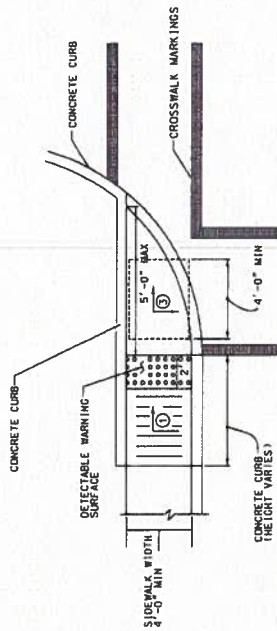


Name	Company & Address	Phone, Fax and Email
Renfred Stallworth	ALLCAPS	Phone: (205) 454-8573
JEREMY PIKE	Concrete Foundation	Email: Reestallworth@gmail.com
	LTD MORGAN CONTRACTING	Phone: 467-3168
		Email: jeremypike9@gmail.com
		Phone:
		Email:
BRUCE HIGGINBOTHAM	BKI	Phone:
MIKE WILLIAMS	ETS	Email: 205-330-7994
		Email: MWILLIAMS@ENERGYTECHSVC.COM
CHARLOTTE GARVIN	MID SOUTH PAUING	Phone: 205-995-5889
KERRY GREENE	PRICE CONSTRUCTION	Email: Charlotte.garvin@midsouthpaing.com
JERRY RICE	PRICE CONST.	Phone: 205-558-4820
Taylor Davis	ST Bunn Construction Co./Inc.	Email: info@PRICECONSTRUCTIONCO.LC.COM
SHAWN KEURICK	GFC CONSTRUCTION	Phone: 553-4520
		Email: info@pricenstructionco.lc.com
		Phone:
		Email: t.davis@stbunn.com
		Phone: 792-1749
		Email: SHAWN@GFCCONSTRUCTION.COM
		Phone: 858-1948
		Email:

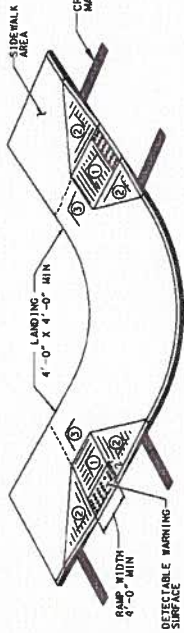
REFERENCE PROJECT NO.	FISCAL YEAR	SHEET NO.
	2016	7A



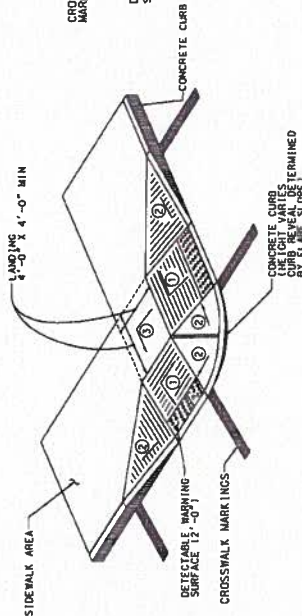
TYPE 1: PARALLEL CORNER



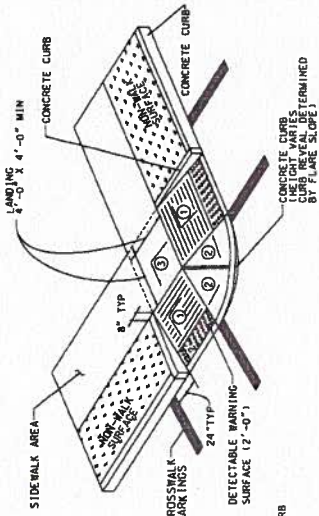
TYPE 1A: PARALLEL CORNER



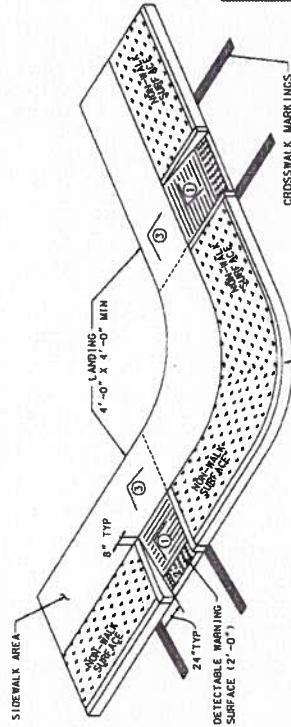
TYPE 3: PERPENDICULAR CORNER



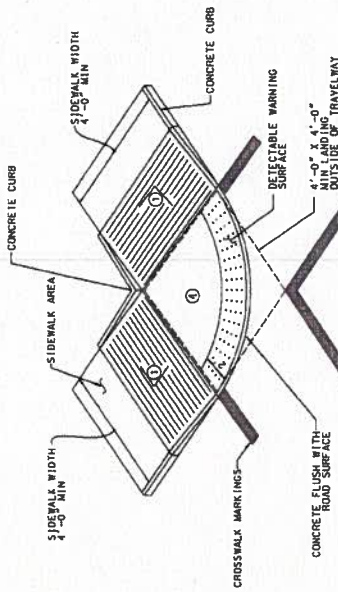
TYPE 3A: PERPENDICULAR CORNER



TYPE 3C: PERPENDICULAR CORNER



TYPE 3B: PERPENDICULAR CORNER



TYPE 2: BLENDED CORNER

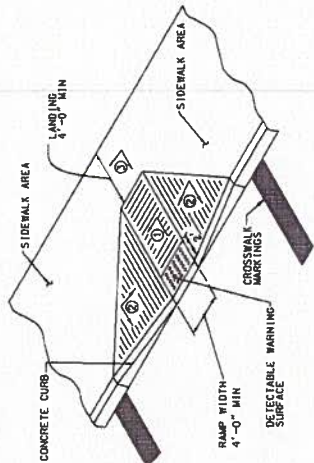
SEE SHEET 1 OF 4 FOR DETAIL CALL OUTS (D, E, F, G)
SEE SHEET 11 OF 4 FOR GENERAL NOTES FOR CURB RAMPS AND SIDEWALKS.

SPECIFICATIONS OF TRANSPORTATION
CURRENT ALABAMA DEPARTMENT OF TRANSPORTATION
THIS DRAWING PRESENTS A DESIGN FOR THE USE OF THE ALABAMA DEPARTMENT OF TRANSPORTATION AND IS NOT TO BE USED FOR ANY OTHER PROJECTS WITHOUT THE WRITTEN PERMISSION OF THE ALABAMA DEPARTMENT OF TRANSPORTATION. ANY REVISIONS TO THIS DRAWING SHALL BE MADE TO THE DRAWING BY THE ALABAMA DEPARTMENT OF TRANSPORTATION.
ALABAMA DEPARTMENT OF TRANSPORTATION
UNIVERSITY BLVD., MONTGOMERY, AL 36102
DESIGN NUMBER: SPECIAL TRAINING

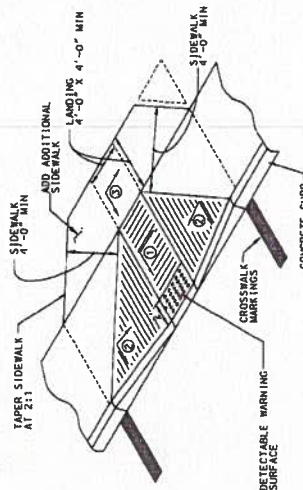
DATE DRAWN	SPECIAL TRAINING
DATE CHECKED	SW-618 (SHEET 2 OF 4)
DATE APPROVED	735

NOT TO SCALE

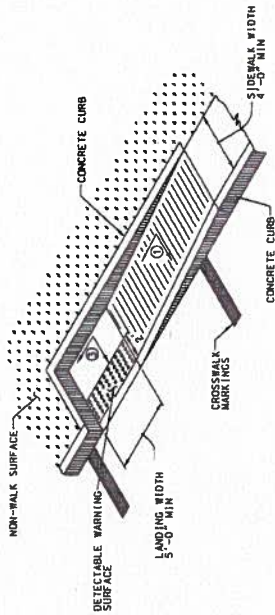
REFERENCE PROJECT NO.	FISCAL YEAR	SHEET NO.
	2016	7B



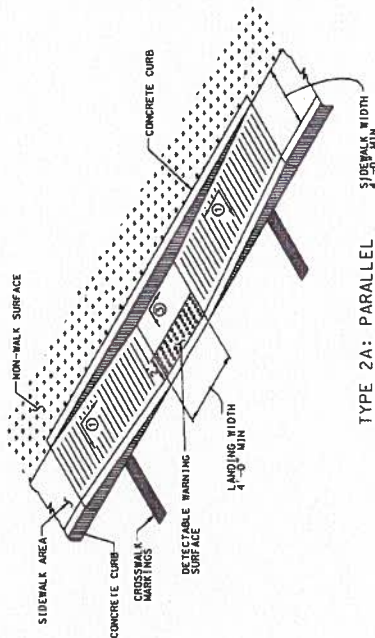
TYPE 1: PERPENDICULAR MIDDLEBLOCK



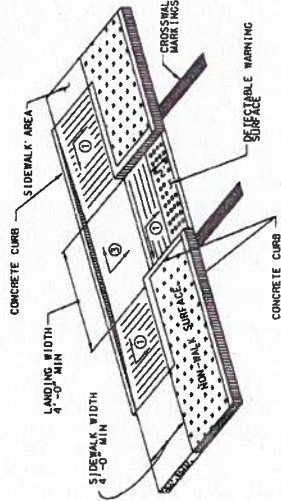
TYPE 1A: PERPENDICULAR MIDDLEBLOCK



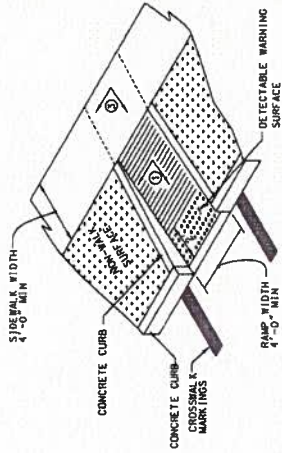
TYPE 2: PARALLEL MIDDLEBLOCK



TYPE 2A: PARALLEL MIDDLEBLOCK



TYPE 3: COMBINATION MIDDLEBLOCK



TYPE 4: PERPENDICULAR MIDDLEBLOCK

---SPECIFICATIONS---
 CURRENT ALABAMA DEPARTMENT OF TRANSPORTATION
 THE MATERIALS AND METHODS TO BE USED IN THE CONSTRUCTION OF THE MIDDLEBLOCK CURB RAMP SHALL BE AS SPECIFIED IN THE ALABAMA DEPARTMENT OF TRANSPORTATION STANDARD SPECIFICATIONS FOR HIGHWAY CONSTRUCTION, LATEST EDITION, AND SHALL BE SUBJECT TO THE APPROVAL OF THE ALABAMA DEPARTMENT OF TRANSPORTATION. APPROVED FOR THE ALABAMA DEPARTMENT OF TRANSPORTATION BY THE ALABAMA DEPARTMENT OF TRANSPORTATION ENGINEERING DIVISION, 3015 20TH AVENUE, MONTGOMERY, AL 36106-0000.



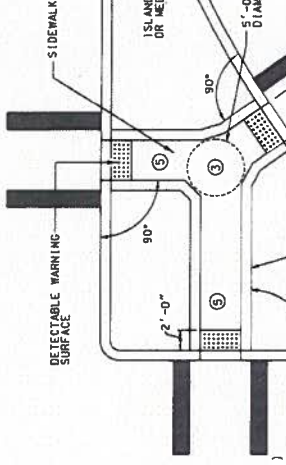
ALABAMA DEPARTMENT OF TRANSPORTATION
 ENGINEERING DIVISION
 3015 20TH AVENUE
 MONTGOMERY, AL 36106-0000

DESIGN: MONTY SPECIAL CONTRACTORS

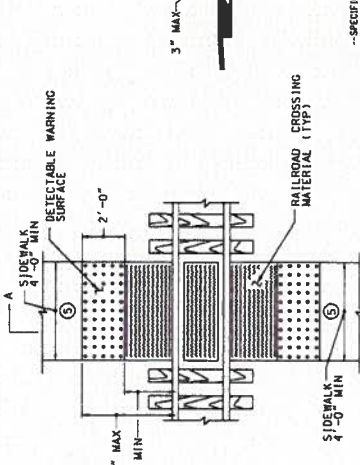
PROJECT NUMBER	SHEET NUMBER
MIDDLEBLOCK CURB RAMP	7B
DATE DRAWN	DATE CHECKED

SEE SHEET 1 OF 4 FOR DETAIL CALL OUTS FOR CURB
 SEE SHEET 1 OF 4 FOR GENERAL NOTES FOR CURB RAMP AND SIDEWALKS.

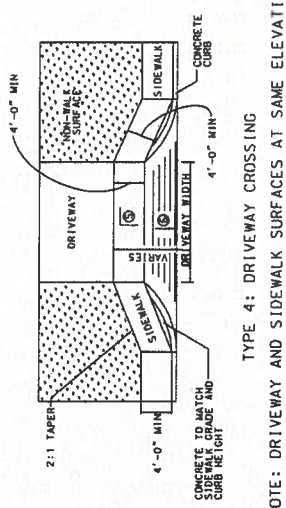
NOT TO SCALE



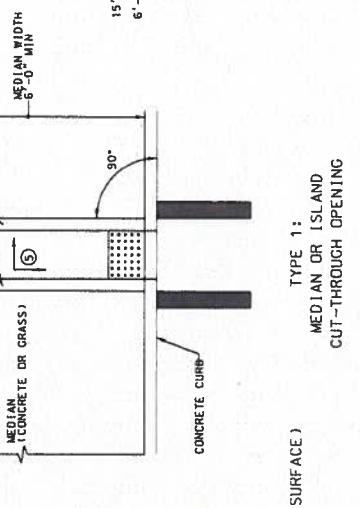
TYPE 2:
 TURN-LANE ISLAND
 CUT-THROUGH OPENING



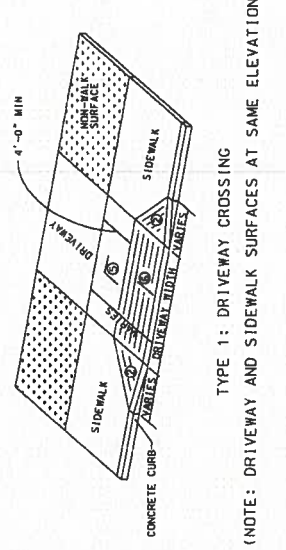
TYPE 3:
 RAILROAD CROSSING



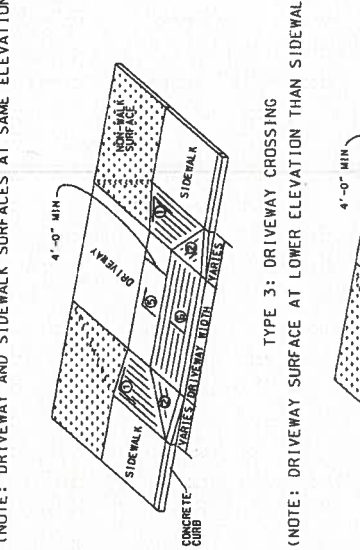
TYPE 4: DRIVEWAY CROSSING
 (NOTE: DRIVEWAY AND SIDEWALK SURFACES AT SAME ELEVATION)



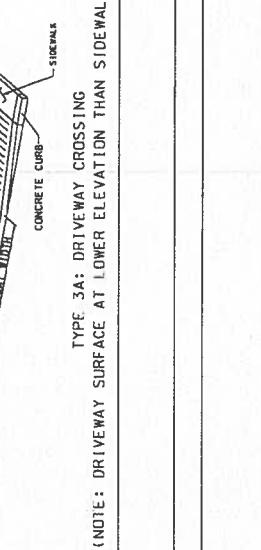
TYPE 1:
 MEDIAN OR ISLAND
 CUT-THROUGH OPENING



TYPE 1:
 DRIVEWAY CROSSING
 (NOTE: DRIVEWAY AND SIDEWALK SURFACES AT SAME ELEVATION)



TYPE 2:
 DRIVEWAY CROSSING
 (NOTE: DRIVEWAY SURFACE AT LOWER ELEVATION THAN SIDEWALK SURFACE)



TYPE 3A:
 DRIVEWAY CROSSING
 (NOTE: DRIVEWAY SURFACE AT LOWER ELEVATION THAN SIDEWALK SURFACE)

ALABAMA DEPARTMENT OF TRANSPORTATION
 BUREAU OF SPECIAL CHARGES
 SPECIFICATIONS FOR
 SIDEWALKS & CURB FRAMES
 AT DRIVEWAYS, RAILROAD, MEDIAN,
 & ISLAND CROSSINGS

ALABAMA DEPARTMENT OF TRANSPORTATION
 BUREAU OF SPECIAL CHARGES
 SPECIFICATIONS FOR
 SIDEWALKS & CURB FRAMES
 AT DRIVEWAYS, RAILROAD, MEDIAN,
 & ISLAND CROSSINGS

ALABAMA DEPARTMENT OF TRANSPORTATION
 BUREAU OF SPECIAL CHARGES
 SPECIFICATIONS FOR
 SIDEWALKS & CURB FRAMES
 AT DRIVEWAYS, RAILROAD, MEDIAN,
 & ISLAND CROSSINGS

ALABAMA DEPARTMENT OF TRANSPORTATION
 BUREAU OF SPECIAL CHARGES
 SPECIFICATIONS FOR
 SIDEWALKS & CURB FRAMES
 AT DRIVEWAYS, RAILROAD, MEDIAN,
 & ISLAND CROSSINGS

ALABAMA DEPARTMENT OF TRANSPORTATION
 BUREAU OF SPECIAL CHARGES
 SPECIFICATIONS FOR
 SIDEWALKS & CURB FRAMES
 AT DRIVEWAYS, RAILROAD, MEDIAN,
 & ISLAND CROSSINGS

ALABAMA DEPARTMENT OF TRANSPORTATION
 BUREAU OF SPECIAL CHARGES
 SPECIFICATIONS FOR
 SIDEWALKS & CURB FRAMES
 AT DRIVEWAYS, RAILROAD, MEDIAN,
 & ISLAND CROSSINGS

ALABAMA DEPARTMENT OF TRANSPORTATION
 BUREAU OF SPECIAL CHARGES
 SPECIFICATIONS FOR
 SIDEWALKS & CURB FRAMES
 AT DRIVEWAYS, RAILROAD, MEDIAN,
 & ISLAND CROSSINGS

ALABAMA DEPARTMENT OF TRANSPORTATION
 BUREAU OF SPECIAL CHARGES
 SPECIFICATIONS FOR
 SIDEWALKS & CURB FRAMES
 AT DRIVEWAYS, RAILROAD, MEDIAN,
 & ISLAND CROSSINGS

NOT TO SCALE

SEE SHEET 1 OF 4 FOR DETAIL CALL-OUTS FOR CURB FRAMES AND SIDEWALKS.
 SEE SHEET 2 OF 4 FOR GENERAL NOTES FOR CURB FRAMES AND SIDEWALKS.