

3/4" Meter Set		1" Meter Set	
QNTY	DESCRIPTION	QNTY	DESCRIPTION
6	3/4" Copper	6	1" Copper
1	3/4" Comp x FIP Curb Stop	1	1" Comp x FIP Curb Stop
1	3/4" Corp Stop	1	1" Corp Stop
2	3/4" Meter Coupling 2 1/2" long w/washers	2	1" Meter Coupling 2 1/2" long w/washers
1	3/4" L Sensus Iperl Meter	1	1" Sensus Iperl Meter
1	3/4" Backflow Preventor	1	1" Backflow Preventor
1	Jumbo Plastic Meter Box	1	Jumbo Plastic Meter Box

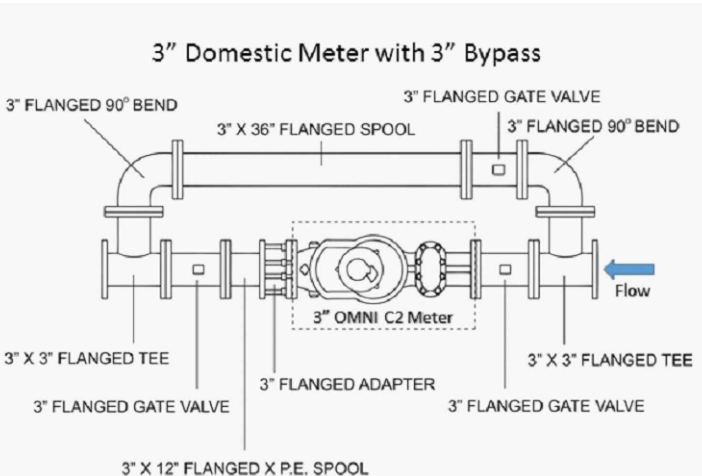
1 1/2" R2 Irrigation METER ASSEMBLY	
QNTY	DESCRIPTION
1	1 1/2" R2 Omni METER
2	1 1/2" METER FLANGES
1	2" X 1 1/2" BRASS BUSHING
2	1 1/2" X 6" BRASS NIPPLE
2	1 1/2" X 2" BRASS NIPPLE
1	2" X 6" BRASS NIPPLE
1	1 1/2" DOUBLE CHECK BACKFLOW PREVENTER
2	JUMBO METER BOX
1	2" FIP X FIP Curb Stop
2	2" BRASS 90 DEGREE BENDS
1	VALVE BOX
12	2" BRASS PIPE (CUT TO FIT)

1 1/2" C2 Domestic METER ASSEMBLY W/ 1 1/2" BYPASS	
QNTY	DESCRIPTION
1	1 1/2" C2 Omni METER
2	1 1/2" METER FLANGES
1	2" X 1 1/2" BRASS BUSHING
2	1 1/2" X 6" BRASS NIPPLE
1	1 1/2" X 2" BRASS NIPPLE
1	2" X 6" BRASS NIPPLE
1	1 1/2" DOUBLE CHECK BACKFLOW PREVENTER
2	JUMBO METER BOX
1	1 1/2" METER BYPASS
2	2" BRASS 90 DEGREE BENDS
1	VALVE BOX
12	2" BRASS PIPE (CUT TO FIT)

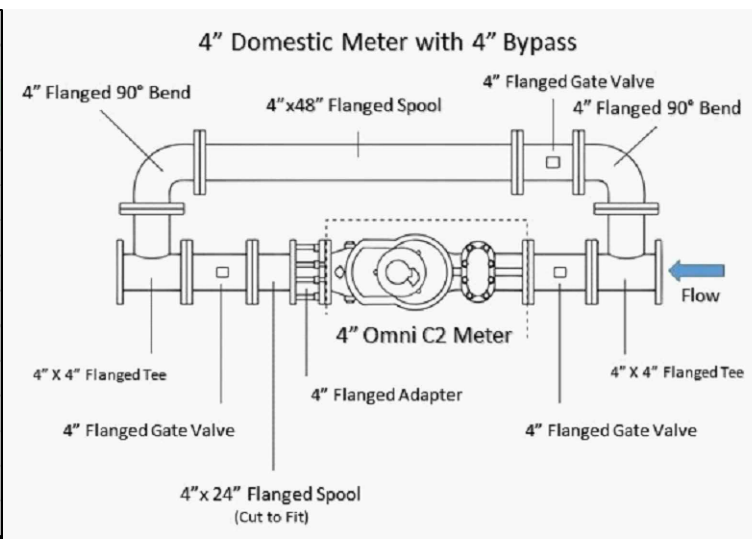
2" R2 Irrigation Meter Assembly	
QNTY	DESCRIPTION
1	2" Omni R2 METER
2	2" METER FLANGES
2	2" X 6" BRASS NIPPLE
1	2" X 8" Brass Nipple
1	2" X 2 1/2" BRASS NIPPLE
1	2" Curbstop
1	2" DOUBLE CHECK BACKFLOW PREVENTER
2	JUMBO METER BOX
2	2" 90 DEGREE BENDS
1	VALVE BOXES
12	2" BRASS PIPE (CUT TO FIT)

2" Domestic Meter With 2" Bypass & 2" Backflow Preventer	
QNTY	DESCRIPTION
1	2" Senus Omni C2 Meter
1	2" X 12" BRASS NIPPLE
2	2" BRASS 90 DEGREE BENDS
2	2" Meter Flange
2	VALVE BOXES
12	2" BRASS PIPE (CUT TO FIT)
1	2" METER BYPASS
2	2" X 6" BRASS NIPPLE
2	JUMBO METER BOXES
1	2" DOUBLE CHECK BACKFLOW PREVENTER

3" Domestic Meter with 3" Bypass & Backflow Preventer	
QNTY	DESCRIPTION
2	3" FLG X FLG 90 DEGREE BENDS
2	3" X 3" FLANGED TEES
3	3" FLANGED GATE VALVES
1	3" FLG ADAPTER
1	3" X 12" FLG X PE SPOOL
1	3" X 24" FLG X FLG SPOOL
2	3" X 36" FLG X FLG SPOOL
12	3" FLANGE PACKS
1	3" FLG X 4" M.J. REDUCER
1	3" BACKFLOW PREVENTER
1	3" OMNI C2 METER
2	3'X5'X3' METER VAULTS

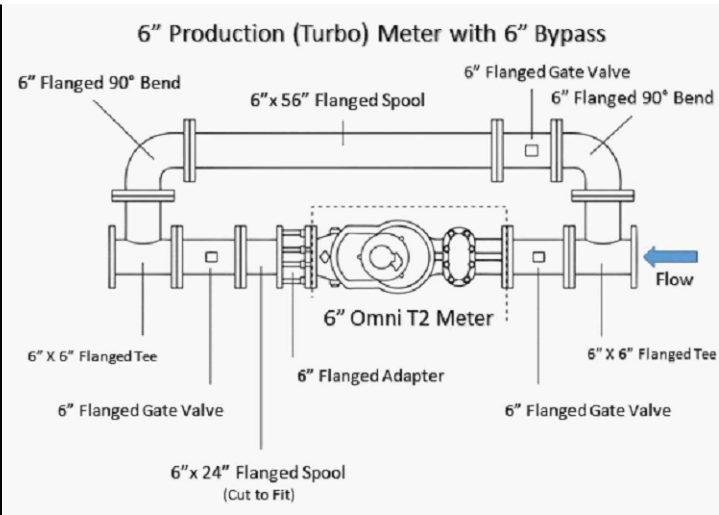


4" Domestic Meter with 4" Bypass & 4" Backflow Preventer	
QNTY	DESCRIPTION
1	4" Omni C2 Meter
3	4" GATE VALVES - FLANGED
2	4"x4" FLANGED TEES
2	4" FLANGED 90 DEGREE BENDS
3	4" FLANGED X M.J. ADAPTERS
2	4" X 24" FLG X FLG NIPPLES
1	4" X 48" FLG X FLG NIPPLES
1	4" X 36" FLG X FLG SPOOL
15	4" FLANGE PACKS
1	4" DOUBLE CHECK BACKFLOW PREVENTER
2	4' X 6' X 4' METER VAULTS

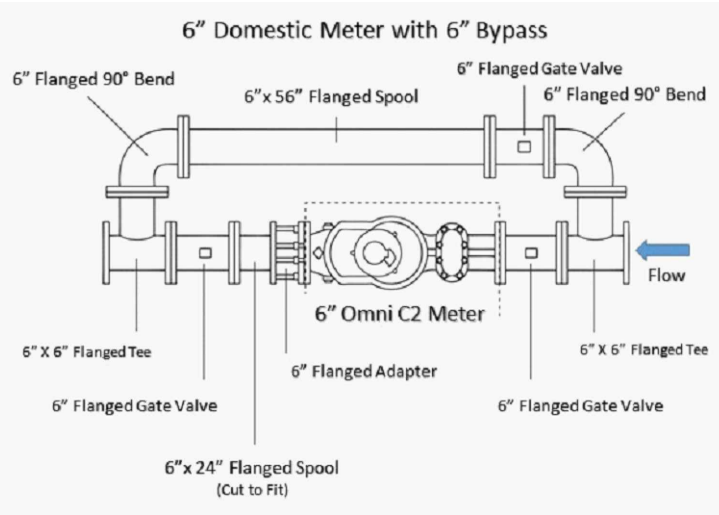


4" Irrigation Meter with 4" Backflow Preventer	
QNTY	DESCRIPTION
1	4" Omni C2 Meter
1	4" Watts #709 Backflow Preventer
1	4" GATE VALVES - MJ
4	4" Flange Packs
2	4" FLANGED X M.J. ADAPTERS
2	4" X 36" FLG X FLG NIPPLES
2	4' X 6' X 4' METER VAULTS

6" Turbo Meter with 6" Bypass & 6" Backflow Preventer	
QNTY	DESCRIPTION
1	6" Omni T2 Meter
3	6" GATE VALVES - FLANGED
2	6" FLANGED TEES
2	6" FLANGED 90 DEGREE BENDS
1	6" FLANGED X.M.J. ADAPTERS
2	6" X24" FLG XFLG SPOOL
1	6" X56" FLG XFLG SPOOL
15	6" FLANGE PACKS
1	6" DOUBLE CHECK BACKFLOW PREVENTER
2	4' X6' X4' METER VAULTS




6" Domestic Meter with 6" Bypass & 6" Backflow Preventer	
QNTY	DESCRIPTION
1	6" Omni C2 Meter
3	6" GATE VALVES - FLANGED
2	6" FLANGED TEES
2	6" FLANGED 90 DEGREE BENDS
1	6" FLANGED X.M.J. ADAPTERS
2	6" X24" FLG XFLG SPOOL
1	6" X56" FLG XFLG SPOOL
15	6" FLANGE PACKS
1	6" DOUBLE CHECK BACKFLOW PREVENTER
2	4' X6' X4' METER VAULTS



6" Irrigation Meter with 6" Backflow Preventer	
QNTY	DESCRIPTION
1	6" Omni METER
1	6" GATE VALVES - MJ
1	6" FLANGED X.M.J. ADAPTERS
1	6" X 24" FLG X FLG NIPPLES
2	4' X 6' X 4' METER VAULTS
1	6" Double Check Backflow Preventer
4	6" FLANGE PACKS

8" Meter with 8" Bypass & 8" Backflow Preventer	
QNTY	DESCRIPTION
1	8" Omni T2 Turbo Meter
3	8" GATE VALVES - FLANGED
2	8" FLANGED TEES
2	8" FLANGED 90 DEGREE BENDS
1	8" FLANGED X.M.J. ADAPTERS
1	8" X 24" FLG X FLG NIPPLES
1	8" X 60" FLG X FLG NIPPLES
15	8" FLANGE PACKS
1	8" X 36" FLG X FLG SPOOL
1	8" DOUBLE CHECK BACKFLOW PREVENTER
1	4' X 6' X 4' METER VAULTS
1	4' X 8' X 4' METER VAULTS



OFFICE OF THE CITY ENGINEER  
 2201 UNIVERSITY BLVD  
 TUSCALOOSA, AL 35401  
 PHONE: (205) 248-5380

CITY OF TUSCALOOSA METER  
 ASSEMBLY COMPONENTS  
 6" - 8"

NO.	DATE	DESCRIPTION

DRAWN BY: TCV	CHECKED BY: BMS
DATE: 3.16.2018	PROJ. NO.: PROJECT NO.:
FILE NAME:	