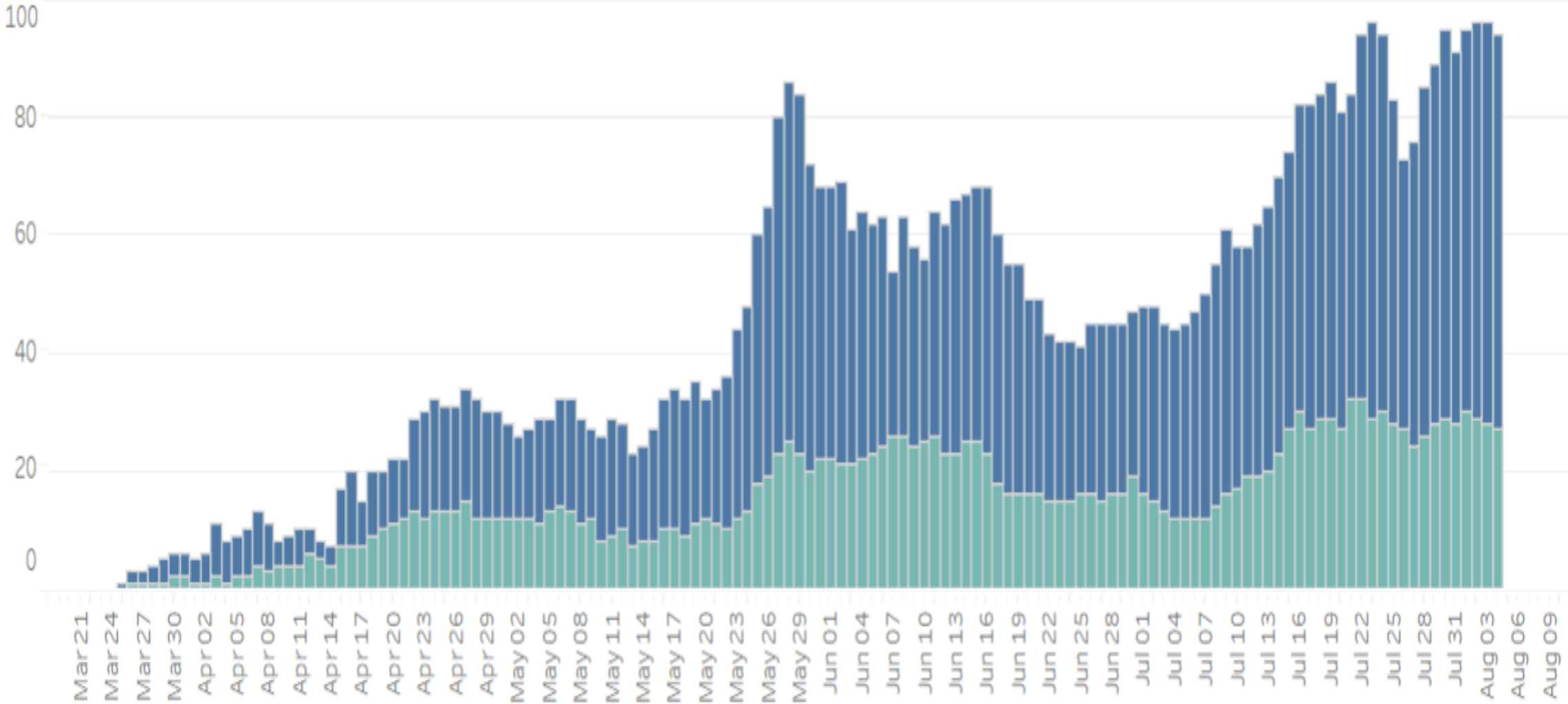




# Tuscaloosa's Response to COVID-19

Mayor Walt Maddox

# COVID-19 Inpatient Trend (DCH)



.. COVID-19 Patients Non ICU      COVID-19 Patients in ICU

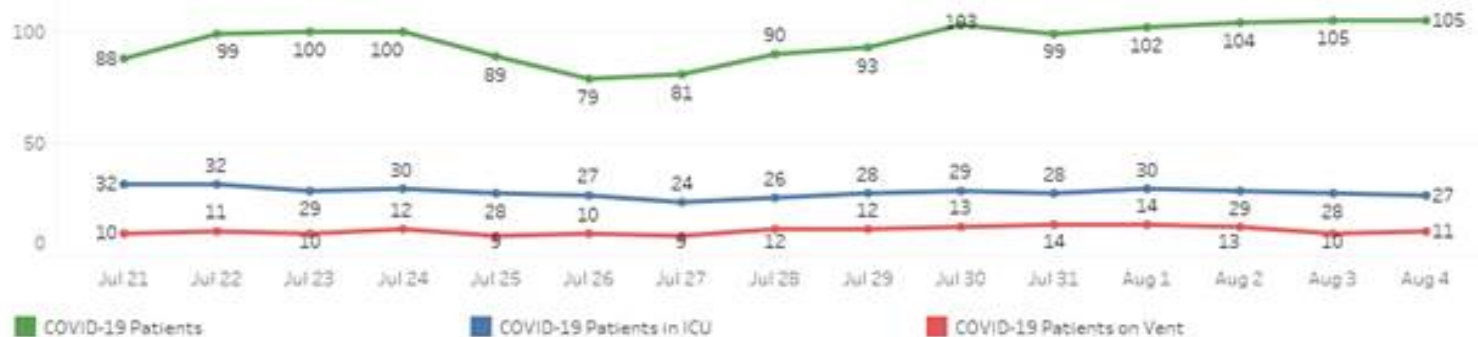


# DCH Health System COVID-19 Dashboard - Management Team

- 8/4/2020 02:59 PM

COVID Inpatient (Current)	COVID Inpatient (New)	COVID Inpatient ICU (Current)	COVID Inpatient Vent (Current)	Positive COVID Tests (Cumulative)	Negative COVID Tests (Cumulative)
105	16	27	11	3,063	20,234

## DCH COVID Inpatient Trend



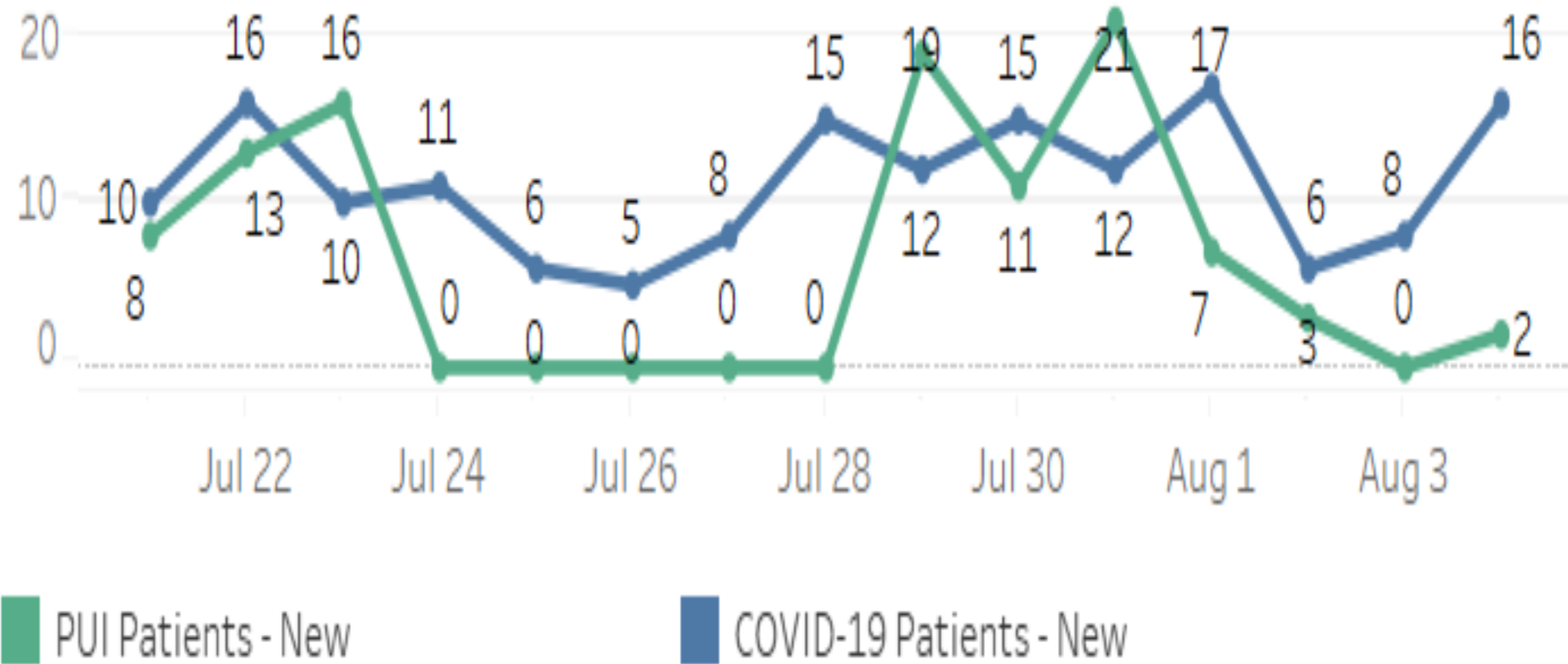
PUI - Total	PUI - New	PUI - Non-ICU	PUI-ICU	PUI-Vent
12	12	11	5 or fewer	5 or fewer

## DCH PUI Inpatient Trend



\* This increase in PUIs comes from the weekly testing of residents at Fayette's Long Term Care Facility.

# DCH New Patient Trends



## Workforce Summary

Department/ Division	Personnel on Leave	Percentage Available		Department/ Division	Personnel on Leave	Percentage Available
TPD	33	90.93 %		IPS	43	91.57 %
TFR	24	90.40 %		ESD	2	97.47 %
HR	0	100 %		Engineering	0	100 %
Mayor/Clerk	0	100 %		LAM	4	95.51 %
IT	1	96.43 %		Admin	1	95.83 %
UD	0	100 %		311	0	100 %
Federal Programs	0	100 %		Amp/ RiverMarket	0	100 %
Municipal Court	1	92.86 %		Infrastructure	34	84.11 %
A&F	1	97.14 %		WW Treatment	0	100 %
OCA	0	100 %		Water Treatment	2	93.33 %
Council	0	100 %		Lakes	0	100 %
<b>Total City</b>	<b>103</b>	<b>92.19 %</b>			As of 8/3/20 1500	



# Why a State of Emergency?

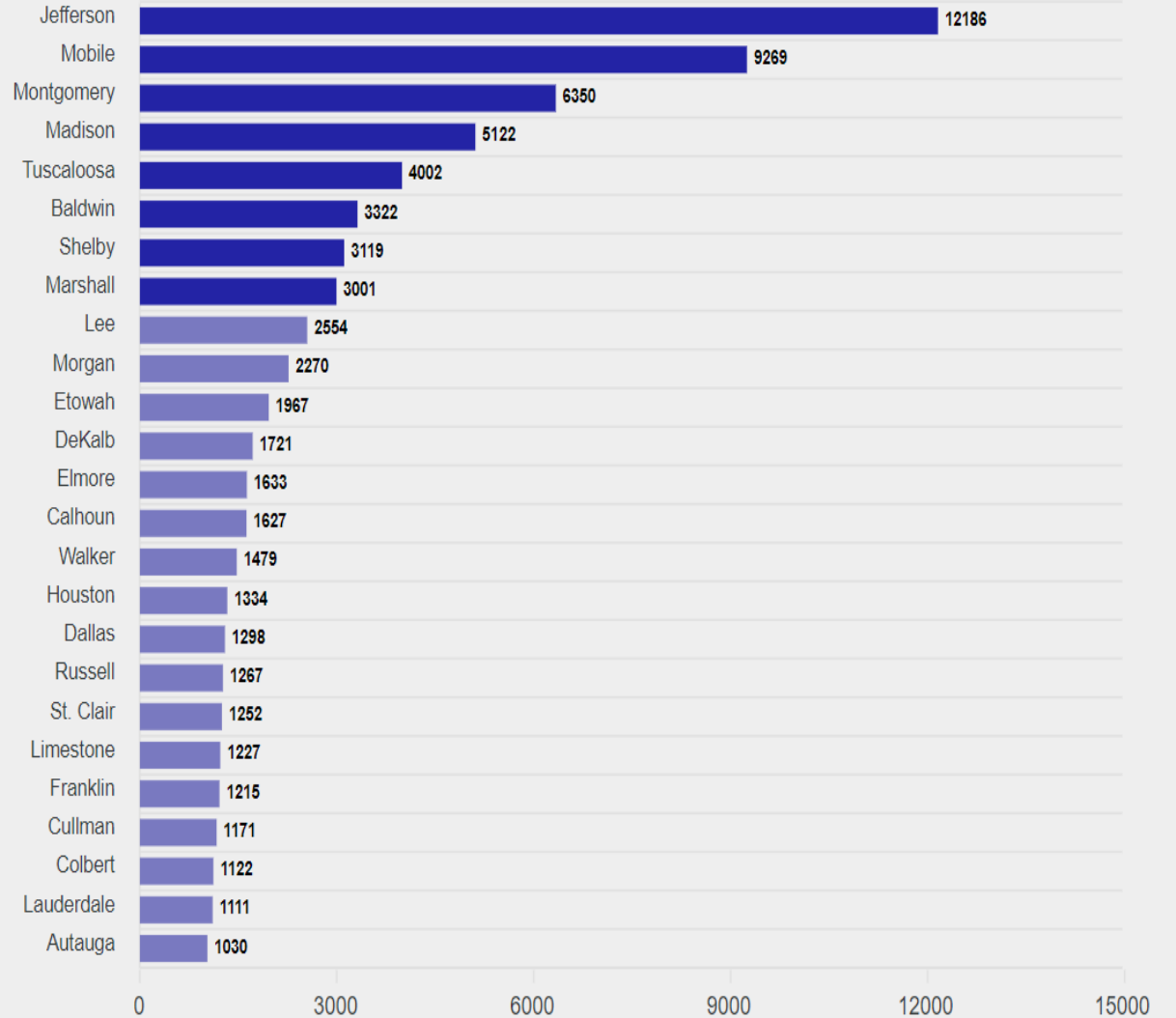
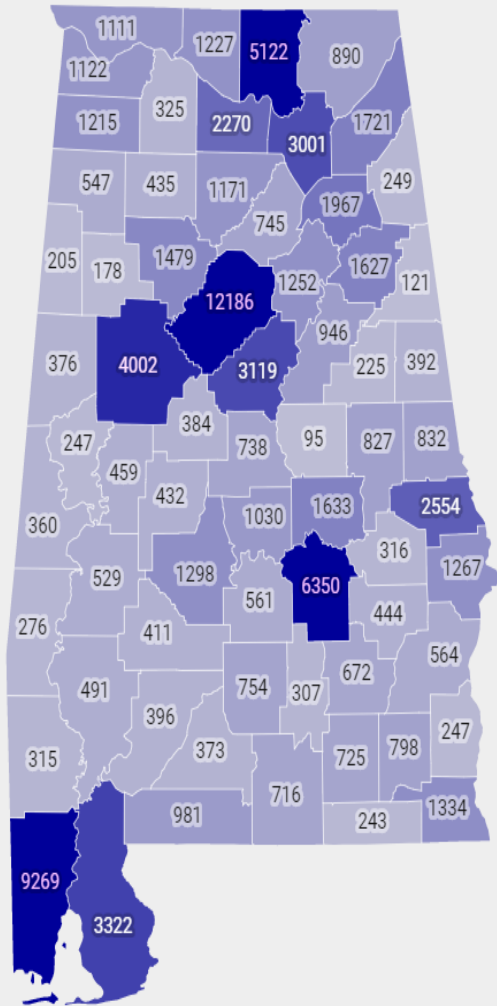
To be proactive in protecting the City's healthcare and economy over the next several weeks as 20,000 plus citizens begin arriving in Tuscaloosa



# Negative Trends

1. DCH Health System is experiencing higher number of inpatient COVID-19 patients
2. US Army Corps of Engineers reactivated medical surging plan
3. Signs of institutional spreads are re-emerging
4. 13 percent increase in deaths over one week
5. The demands on the City's workforce to provide essential services
6. The demands on the workforces of businesses and industries in Tuscaloosa County

# Total Cases By County







# August Impact

Increase in Population:	20,000
Coronavirus Positive Test Rate:	11.69%
Potential New Coronavirus Cases:	2,338
Potential New Hospitalizations (11.85%):	277
Infection Rate Potential (.93%):	2,291
Potential New Hospitalizations (11.85%):	271

*Infection Rate provided by Alabama COVID-19 Tracker*

*Hospitalization Rate provide by John Hopkins*



# Annual Student Spending

- Average student resides in Tuscaloosa 10 months
- On-campus students average: \$257 per month
- Off-campus students average: \$1,357 per month
- Total student spending- **\$366,000,000**



# Limit Alcohol Sales

Total Businesses: 6095

Total Alcohol Licenses: 2.3%

- Includes restaurants, brew-pub, entertainment venues, bowling alleys, country clubs, banquet halls, etc.

Total Restaurants Impacted: 23%